



OFFICE SEATING

Classline Chairs	218
Kirby Range	220
Haddon Mesh Chairs	222
Fairway Chairs	223
Orlando Chairs	225
Mesh Back Chairs	226
Executive Chairs	228
Meeting Chairs	230

2 Classline Value Operator Chair



Fixed Arms



T Arms



Foldaway Arms

The Classline Value operator chairs are available as a medium or high back option and come with a twin lever mechanism for gas height and back adjustment. Supplied with a Black 5 star base on castors as standard.

CODE	DESCRIPTION	SEAT HEIGHT	PRICE
25C2836	Mid Back	450 - 580mm	£79.50
25C2837	High Back	450 - 580mm	£80.50

CODE	ACCESSORIES	PRICE
25ACC2838	Fixed Hoop Arms	£19.95
25ACC2839	T Adjustable Arms	£27.95
25ACC2840	Foldaway Arms	£49.75

- Seat base measures: 470W x 450D
- Available in Citadel fabrics, as shown on page 271

2 Classline Value Task Chair



Fixed Arms



T Arms



Foldaway Arms

The Classline Value task chairs are available with either a medium or high back option and come with a triple lever mechanism for gas height, back adjustment and seat tilt. Supplied with a Black 5 star base on castors as standard.

CODE	DESCRIPTION	SEAT HEIGHT	PRICE
25C2841	Mid Back	450 - 580mm	£89.25
25C2842	High Back	450 - 580mm	£90.25

CODE	ACCESSORIES	PRICE
25ACC2843	Fixed Hoop Arms	£19.95
25ACC2844	T Adjustable Arms	£27.95
25ACC2845	Foldaway Arms	£49.75

- Seat base measures: 470W x 450D
- Available in Citadel fabrics, as shown on page 271

2 Classline Value Mesh Operator Chair



Fixed Arms



T Arms



Foldaway Arms

The Classline Value mesh back chair comes with an upholstered seat pad and a twin lever mechanism for gas height and back adjustment. Supplied with a Black 5 star base on castors as standard.

CODE	DESCRIPTION	SEAT HEIGHT	PRICE
25C2846	Mid Back	450 - 580mm	£115.25

CODE	ACCESSORIES	PRICE
25ACC2847	Fixed Hoop Arms	£22.25
25ACC2848	T Adjustable Arms	£30.50
25ACC2849	Foldaway Arms	£58.50

- Seat base measures: 470W x 450D
- Available in Citadel fabrics, as shown on page 271

2 Classline Operator Chair

The Classline operator chairs are available as a medium or high back option and come with a twin lever mechanism for gas height and back adjustment. Supplied with a Black 5 star base on castors as standard.

CODE	DESCRIPTION	SEAT HEIGHT	PRICE
25C2850	Mid Back	450 - 580mm	£83.50
25C2851	High Back	450 - 580mm	£84.50

CODE	ACCESSORIES	PRICE
25ACC2852	Fixed Hoop Arms	£19.95
25ACC2853	T Adjustable Arms	£27.95
25ACC2854	Foldaway Arms	£49.75

- Seat base measures: 470W x 450D
- Available in Advantage, Era, Phoenix, Rivet and Macflex Vinyl fabrics as shown on pages 268 - 271



Fixed Arms



T Arms



Foldaway Arms



2 Classline Task Chair

The Classline task chairs are available as a medium or high back option and come with a triple lever mechanism for gas height, back adjustment and seat tilt. Supplied with a Black 5 star base on castors as standard.

CODE	DESCRIPTION	SEAT HEIGHT	PRICE
25C2855	Mid Back	450 - 580mm	£93.25
25C2856	High Back	450 - 580mm	£94.25

CODE	ACCESSORIES	PRICE
25ACC2857	Fixed Hoop Arms	£19.95
25ACC2858	T Adjustable Arms	£27.95
25ACC2859	Foldaway Arms	£49.75

- Seat base measures: 470W x 450D
- Available in Advantage, Era, Phoenix, Rivet and Macflex Vinyl fabrics as shown on pages 268 - 271



Fixed Arms



T Arms



Foldaway Arms



2 Classline Mesh Operator Chair

The Classline mesh back chair comes with an upholstered seat pad and a twin lever mechanism for gas height and back adjustment. Supplied with a Black 5 star base on castors as standard.

CODE	DESCRIPTION	SEAT HEIGHT	PRICE
25C2860	Mid Back	450 - 580mm	£119.25

CODE	ACCESSORIES	PRICE
25ACC2861	Fixed Hoop Arms	£22.25
25ACC2862	T Adjustable Arms	£30.50
25ACC2863	Foldaway Arms	£58.50

- Seat base measures: 470W x 450D
- Available in Advantage, Era, Phoenix, Rivet and Macflex Vinyl fabrics as shown on pages 268 - 271



Fixed Arms



T Arms



Foldaway Arms



5 Kirby Operator Chair



Fixed Arms



T Arms



Foldaway Arms

The Kirby operator chairs are available with a medium or high back and come with a twin lever mechanism for gas height and back adjustment. Supplied with a Black 5 star base as standard. Extra comfort is provided by the deep cushioned seat and back pad.

CODE	DESCRIPTION	SEAT HEIGHT	PRICE
25C2864	Mid Back	450 - 580mm	£87.95
25C2865	High Back	450 - 580mm	£90.00

CODE	ACCESSORIES	PRICE
25ACC2866	Fixed Hoop Arms	£21.50
25ACC2867	T Adjustable Arms	£30.25
25ACC2868	Foldaway Arms	£57.95
25ACC2869	Seat Slide	£19.95
25ACC2870	Pump Up Lumbar Support	£19.95

- Seat base measures: 470W x 450D
- Available in Advantage, Citadel, Era, Phoenix, Rivet and Macflex Vinyl fabrics as shown on pages 268 - 271

5 Kirby Jumbo Operator Chair



Fixed Arms



T Arms



Foldaway Arms

The Kirby Jumbo operator chair has an extra high back and comes with a twin lever mechanism for gas height and back adjustment. Supplied with a Black 5 star base as standard. Extra comfort is provided by the deep cushioned seat and back pad.

CODE	DESCRIPTION	SEAT HEIGHT	PRICE
25C2871	Jumbo Extra High Back	450 - 580mm	£104.25

CODE	ACCESSORIES	PRICE
25ACC2872	Fixed Hoop Arms	£21.50
25ACC2873	T Adjustable Arms	£30.25
25ACC2874	Foldaway Arms	£57.95
25ACC2875	Seat Slide	£19.95
25ACC2876	Pump Up Lumbar Support	£19.95

- Seat base measures: 510W x 500D
- Available in Advantage, Citadel, Era, Phoenix, Rivet and Macflex Vinyl fabrics as shown on pages 268 - 271

5 Kirby Cantilever Chair



Fixed Arms



T Arms

The Kirby cantilever meeting chair is available as a mid or high back option and can be supplied with a Black or Chrome cantilever frame.

CODE	DESCRIPTION	SEAT HEIGHT	PRICE
25C2877	Mid Back Black Frame	450mm	£108.95
25C2878	Mid Back Chrome Frame	450mm	£124.75
25C2879	High Back Black Frame	450mm	£111.25
25C2880	High Back Chrome Frame	450mm	£126.95

CODE	ACCESSORIES	PRICE
25ACC2881	Fixed Hoop Arms	£21.50
25ACC2882	T Adjustable Arms	£30.25

- Seat base measures: 470W x 450D
- Available in Advantage, Citadel, Era, Phoenix, Rivet and Macflex Vinyl fabrics as shown on pages 268 - 271

TWO-TONE FABRIC AVAILABLE ON THE KIRBY RANGE AT NO ADDITIONAL COST

5 Kirby Task Chair

The Kirby Task chair has a triple lever adjustment for gas height, back rake and seat tilt. Comes with a Black 5 star base as standard. Extra comfort is provided by the deep cushioned seat and back pad.

CODE	DESCRIPTION	SEAT HEIGHT	PRICE
25C2883	Task Chair	480 - 610mm	£118.75

CODE	ACCESSORIES	PRICE
25ACC2884	Fixed Hoop Arms	£21.50
25ACC2885	T Adjustable Arms	£44.75
25ACC2886	Foldaway Arms	£57.95
25ACC2887	Seat Slide	£19.95
25ACC2888	Pump Up Lumbar Support	£19.95

- Seat base measures: 470W x 450D
- Available in Advantage, Citadel, Era, Phoenix, Rivet and Macflex Vinyl fabrics as shown on pages 268 - 271



Fixed Arms



T Arms



Foldaway Arms



5 Kirby Jumbo Task Chair

The Kirby Jumbo Task has a larger seat and back and comes with a heavy duty mechanism. It has a triple lever adjustment for gas height, back rake and seat tilt. Comes with a Black 5 star base as standard.

CODE	DESCRIPTION	SEAT HEIGHT	PRICE
25C2889	Jumbo Task	480 - 610mm	£121.00
25C2890	Jumbo Task with Headrest	480 - 610mm	£195.25

CODE	ACCESSORIES	PRICE
25ACC2891	Fixed Hoop Arms	£21.50
25ACC2892	T Adjustable Arms	£44.75
25ACC2893	Foldaway Arms	£57.95
25ACC2894	Seat Slide	£19.95
25ACC2895	Pump Up Lumbar Support	£19.95

- Seat base measures: 510W x 500D
- Available in Advantage, Citadel, Era, Phoenix, Rivet and Macflex Vinyl fabrics as shown on pages 268 - 271



Headrest



Fixed Arms



T Arms



Foldaway Arms



5 Kirby Bariatric Task Chair

The Kirby Bariatric Task chair comes with a jumbo back and wider seat. It is supplied with heavy duty castors, a heavy duty gas lift and an aluminium base as standard. It has a weight tolerance of 190kg.

CODE	DESCRIPTION	SEAT HEIGHT	PRICE
25C2896	Jumbo Bariatric Task Chair	480 - 610mm	£252.00

CODE	ACCESSORIES	PRICE
25ACC2897	Fixed Hoop Arms	£21.50
25ACC2898	T Adjustable Arms	£44.75
25ACC2899	Foldaway Arms	£57.95
25ACC2900	Pump Up Lumbar Support	£19.95

- Seat base measures: 560W x 500D
- Available in Advantage, Citadel, Era, Phoenix, Rivet and Macflex Vinyl fabrics as shown on pages 268 - 271



Fixed Arms



T Arms



Foldaway Arms



TWO-TONE FABRIC AVAILABLE ON THE KIRBY RANGE AT NO ADDITIONAL COST

5 Haddon Mesh Chair



The Haddon mesh back chair comes with an upholstered seat pad with optional T adjustable or foldaway arms. It comes with a twin lever mechanism for gas height and back adjustment. Supplied with a Black 5 star base as standard.

CODE	DESCRIPTION	SEAT HEIGHT	PRICE
25C2901	Mesh Back Operator	450 - 580mm	£119.25

CODE	ACCESSORIES	PRICE
25ACC2902	T Adjustable Arms	£30.25
25ACC2903	Foldaway Arms	£57.95
25ACC2904	Seat Slide	£19.95

- Seat base measures: 470W x 450D
- Available in Advantage, Citadel, Era, Phoenix, Rivet and Macflex Vinyl fabrics as shown on pages 268 - 271

5 Haddon Mesh Task Chair



The Haddon mesh back task chair comes with an upholstered seat pad with optional T adjustable or foldaway arms. It has a triple lever adjustment for gas height, back rake and seat tilt. Comes with a Black 5 star base as standard.

CODE	DESCRIPTION	SEAT HEIGHT	PRICE
25C2905	Task Chair	480 - 610mm	£184.95
25C2906	Task Chair with Headrest	480 - 610mm	£214.50

CODE	ACCESSORIES	PRICE
25ACC2907	T Adjustable Arms	£44.75
25ACC2908	Foldaway Arms	£57.95
25ACC2909	Seat Slide	£19.95

- Seat base measures: 510W x 500D
- Available in Advantage, Citadel, Era, Phoenix, Rivet and Macflex Vinyl fabrics as shown on pages 268 - 271

5 Haddon Mesh Cantilever Chair



The Haddon mesh back cantilever chair comes with an upholstered seat pad with optional T adjustable or foldaway arms and comes with a Black or Chrome cantilever frame.

CODE	DESCRIPTION	SEAT HEIGHT	PRICE
25C2910	Mesh Back Black Frame	450mm	£133.75
25C2911	Mesh Back Chrome Frame	450mm	£144.75

- Seat base measures: 470W x 450D
- Available in Advantage, Citadel, Era, Phoenix, Rivet and Macflex Vinyl fabrics as shown on pages 268 - 271

5 Haddon Bariatric Chair

The Haddon mesh back bariatric chair comes with an extra wide seat and a heavy duty gas lift, castors and an aluminium base as standard. The chair is available with T adjustable, foldaway or 3 way arms. It has a weight tolerance of 190kg.

CODE	DESCRIPTION	SEAT HEIGHT	PRICE
25C2912	Mesh Back Bariatric	480 - 610mm	£286.75
25C2913	Mesh Back Bariatric with Headrest	480 - 610mm	£360.95

CODE	ACCESSORIES	PRICE
25ACC2914	T Adjustable Arms	£44.75
25ACC2915	Foldaway Arms	£57.95
25ACC2916	3 Way Arms	£59.95

- Seat base measures: 560W x 500D
- Available in Advantage, Citadel, Era, Phoenix, Rivet and Macflex Vinyl fabrics as shown on pages 268 - 271
- Seat slides cannot be fitted to this chair



5 Fairway Task Chair

The Fairway task chairs come with a mid or high back option, feature a triple lever mechanism with independent seat and back adjustment and a ratchet back height adjustment. The chairs come with a Black 5 star base as standard.

CODE	DESCRIPTION	SEAT HEIGHT	PRICE
25C2917	High Back Task Chair	490 - 610mm	£141.95

CODE	ACCESSORIES	PRICE
25ACC2918	T Adjustable Arms	£30.25
25ACC2919	Foldaway Arms	£57.95
25ACC2920	Seat Slide	£19.95
25ACC2921	Pump Up Lumbar	£19.95

- Seat base measures: 510W x 460D
- Available in Advantage, Citadel, Era, Phoenix, Rivet and Macflex Vinyl fabrics as shown on pages 268 - 271



5 Fairway Bariatric Chair

The Fairway bariatric chair comes with a heavy duty 3 lever mechanism with ratchet back. It also features heavy duty castors and a cast aluminium base. It has a weight tolerance of 190kg.

CODE	DESCRIPTION	SEAT HEIGHT	PRICE
25C2922	Bariatric Task Chair	490 - 610mm	£258.25

CODE	ACCESSORIES	PRICE
25ACC2923	T Adjustable Arms	£30.25
25ACC2924	Foldaway Arms	£57.95
25ACC2925	Pump Up Lumbar	£19.95

- Seat base measures: 510W x 460D
- Available in Advantage, Citadel, Era, Phoenix, Rivet and Macflex Vinyl fabrics as shown on pages 268 - 271





5 Orlando Base Mesh Back Chair

The Orlando Base provides superior comfort for an extremely affordable price. The high quality mesh back offers support in all the right places and it comes with an adjustable lumbar support. Supplied with height adjustable padded arms and a Black 5 star spider base on castors, or a Black cantilever frame for the visitor chair. The operator chair comes with a class 4 gas lift height adjustment and seat slider

CODE	DESCRIPTION	SEAT HEIGHT	PRICE
25C2926	Operator Chair	450-570mm	£189.75
25C2927	Visitor Chair	480mm	£155.00

- Operator Chair seat base measures: 480W x 470D
- Visitor Chair seat base measures: 470W x 450D
- Available in Black only



5 Orlando Pro Mesh Back Chair

The Orlando Pro provides superior comfort for an extremely affordable price. The high quality mesh back offers support in all the right places and it comes with an adjustable lumbar support. Supplied with height adjustable padded arms and a Aluminium polished 5 star spider base on castors, or a Chrome cantilever frame for the visitor chair. The operator chair comes with a class 4 gas lift height adjustment, seat slider and a 4 stage tilting synchro mech seat tensioner

CODE	DESCRIPTION	SEAT HEIGHT	PRICE
25C2928	Operator Chair	450-570mm	£221.75
25C2929	Visitor Chair	480mm	£165.50

- Operator Chair seat base measures: 480W x 470D
- Visitor Chair seat base measures: 470W x 450D
- Available in Black only



1 Luna Mesh Back Chairs

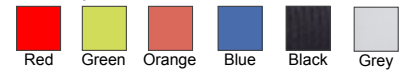


The Luna Mesh Back chair has a single lever for gas height adjustment and has a tilt control mechanism so the chair can be locked in an upright position. It comes with a heavy duty gas lift on a Black 5 star base as standard and folding arms. The cantilever frame visitor chair comes with a 35mm round tube frame in Black.

CODE	DESCRIPTION	SEAT HEIGHT	PRICE
25C2930	Operator Chair	460 - 540mm	£132.50
25C2931	Cantilever Chair	460mm	£132.50

- Seat base measures 530W x 500D

Colour options:



1 Luna Two Tone Mesh Back Chairs

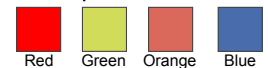


The Luna Mesh Back chair has a single lever for gas height adjustment and has a tilt control mechanism so the chair can be locked in an upright position. It comes with a heavy duty gas lift on a Black 5 star base as standard and folding arms. The cantilever frame visitor chair comes with a 35mm round tube frame in Black. Both chairs come with a Black seat base.

CODE	DESCRIPTION	SEAT HEIGHT	PRICE
25C2932	Operator Chair	460 - 540mm	£132.50
25C2933	Cantilever Chair	460mm	£132.50

- Seat base measures 530W x 500D

Colour options:



1 Luna Mesh Back Chairs



The Luna Mesh Back chair has a single lever for gas height adjustment and has a tilt control mechanism so the chair can be locked in an upright position. It comes with a heavy duty gas lift on a White 5 star base as standard and folding arms. The cantilever frame visitor chair comes with a 35mm round tube frame in Chrome.

CODE	DESCRIPTION	SEAT HEIGHT	PRICE
25C2934	Operator Chair	460 - 540mm	£132.50
25C2935	Cantilever Chair	460mm	£132.50

- Seat base measures 530W x 500D

Colour options:



5 Applause Mesh Task Chair

A range of mesh back task seating which comes with a side tensioning synchro mechanism and fully adjustable built in lumbar support. It is available with or without a headrest and comes on a Black spider base with castors.

CODE	DESCRIPTION	SEAT HEIGHT	PRICE
25C2936	Task Chair	430 - 560mm	£160.50
25C2937	Task Chair with Headrest	430 - 560mm	£186.95

CODE	ACCESSORIES	PRICE
25ACC2938	T Adjustable Arms	£30.25
25ACC2939	Foldaway Arms	£57.95
25ACC2940	Seat Slide	£19.95
25ACC2941	Polished Aluminium 5 Star Base	£31.50

- Seat base measures: 510W x 500D
- Available in Advantage, Citadel, Era, Phoenix, Rivet and Macflex Vinyl fabrics as shown on pages 268 - 271



5 Applause Plus Mesh Task Chair

A range of mesh back task seating which comes with a side tensioning synchro mechanism, seat slide and fully adjustable built in lumbar support. It is available with or without a headrest and comes on a White spider base with castors.

CODE	DESCRIPTION	SEAT HEIGHT	PRICE
25C2942	Task Chair	430 - 560mm	£170.75
25C2943	Task Chair with Headrest	430 - 560mm	£244.95

CODE	ACCESSORIES	PRICE
25ACC2944	White T Adjustable Arms	£30.25

- Seat base measures: 510W x 500D
- Available in Advantage, Citadel, Era, Phoenix, Rivet and Macflex Vinyl fabrics as shown on pages 268 - 271



Mesh colours:



5 Encore Mesh Task Chair

A range of mesh back task seating which comes with a self weight mechanism, seat slide and sculpted seat with border edge. It is available with or without a headrest and comes on a Black spider base with castors.

CODE	DESCRIPTION	SEAT HEIGHT	PRICE
25C2945	Task Chair	430 - 560mm	£234.25
25C2946	Task Chair with Headrest	430 - 560mm	£288.25

CODE	ACCESSORIES	PRICE
25ACC2947	T Adjustable Arms	£30.25
25ACC2948	Foldaway Arms	£57.95

- Seat base measures: 480W x 460D
- Available in Advantage, Citadel, Era, Phoenix, Rivet and Macflex Vinyl fabrics as shown on pages 268 - 271



5 Denny Mesh Back Chair



The Denny range all come with a Black breathable mesh back with a Black fabric seat. The curve of the backrest has a contemporary feel. The operator chairs come with a standard lock-tilt mechanism with torsion control. The mid back operator and the visitor chair come with T shape fixed arms and the high back option has T adjustable arms. The Operator chairs come on a Black 5 star base and the visitor chair has a Chrome cantilever frame.

CODE	DESCRIPTION	SEAT HEIGHT	PRICE
25C2949	Mid Back Operator Chair	430 - 530mm	£107.75
25C2950	High Back Operator Chair	450 - 525mm	£149.75
25C2951	Mid Back Visitor Chair	450mm	£107.75

- 8 hour usage rating
- Mid Back seat base measures: 470W x 490D
- High Back seat base measures: 490W x 500D

2 Classline Executive Mesh Back Chair



The Classline operator chairs come with a soft mesh backrest with a stylishly designed, durable nylon outer in Silver or Black. They are available with a breathable air-mesh or soft bonded leather seat pad in Black only. The operator chair comes with folding arms, a gas lift lever and weight tension control.

CODE	DESCRIPTION	SEAT HEIGHT	PRICE
25C2952	Operator Chair with Air Mesh Seat	460 - 550mm	£229.25
25C2953	Operator Chair with Leather Seat	460 - 550mm	£229.25

- 8 hour usage rating
- Seat base measures 505W x 500D

5 Fonz Executive Chair



The Fonz executive operator chair is extremely popular providing exceptional comfort throughout the day. It comes with a seat height adjustment lever, has a permanent contact back mechanism, a torsion control adjustment and Black T adjustable arms. The Fonz is only available in Black, has a comfortable headrest, an aluminium 5 star base and heavy duty castors. It has a weight tolerance of 115kg.

CODE	DESCRIPTION	SEAT HEIGHT	PRICE
25C2954	Operator Chair	480 - 570mm	£325.75

- 8 hour usage rating
- Seat base measures 510W x 460D

1 Nola Black Executive Chair

The Nola range of Black bonded leather executive chairs have a classically Italian design with a curved seat and back for comfort. It comes with stylish stitching detail with Chrome fixed arms and a Chrome 5 star base supplied with castors, or a Chrome cantilever frame for the visitor chair. The operator chair comes with gas height adjustment, lock tilt motion and tilt tension adjustment.

CODE	DESCRIPTION	SEAT HEIGHT	PRICE
25C2955	Mid Back Operator Chair	470 - 570mm	£216.95
25C2956	High Back Operator Chair	470 - 570mm	£229.75
25C2957	Mid Back Visitor Chair	460mm	£199.95

- 8 hour usage rating
- Seat base measures: 490W x 450D



1 Nola White Executive Chair

The Nola range of White bonded leather executive chairs have a classically Italian design with a curved seat and back for comfort. It comes with stylish stitching detail with Chrome fixed arms and a Chrome 5 star base supplied with castors, or a Chrome cantilever frame for the visitor chair. The operator chair comes with gas height adjustment, lock tilt motion and tilt tension adjustment.

CODE	DESCRIPTION	SEAT HEIGHT	PRICE
25C2958	Mid Back Operator Chair	470 - 570mm	£216.95
25C2959	High Back Operator Chair	470 - 570mm	£229.75
25C2960	Mid Back Visitor Chair	460mm	£199.95

- 8 hour usage rating
- Seat base measures: 490W x 450D



5 Ultimate Stealth Mesh Back Chair

The Stealth range comes with a large air mesh seat and back rest and height and depth adjustable lumbar support. The operator chair comes with a synchro tilt multi-lock mechanism with weight tensioner, an ergonomic seat slide and fully adjustable pivoting arms. It has a weight tolerance of 150kg.

CODE	DESCRIPTION	SEAT HEIGHT	PRICE
25C2961	Operator Chair	490 - 560mm	£533.75
25C2962	Operator with Headrest	490 - 560mm	£580.75

- 24 hour usage rating
- Seat base measures 540W x 510D



1 Cubic Chair



The Cubic is a sturdy, multi-purpose chair available in 4 fabric and 2 vinyl colour options with either a Black steel or Chrome frame. It comes with a comfortable deep foam seat and back pad and offers an 8 hour usage rating.


CODE	DESCRIPTION	OVERALL DIMENSIONS	PRICE 4+
25C2963	Fabric Side Chair Black Frame	535W x 510D x 820H	£49.65
25C2964	Vinyl Side Chair Black Frame	535W x 510D x 820H	£55.45
25C2965	Fabric Side Chair Chrome Frame	535W x 510D x 820H	£52.80
25C2966	Vinyl Side Chair Chrome Frame	535W x 510D x 820H	£61.25

- Seat Height 450mm
- Stackable to 12 high

Fabric colours:



Vinyl colours:



1 Conference Chair



The Conference range comes with a fully upholstered or a mesh back option. The frames come in Black or Chrome and the chairs are stackable.

CODE	DESCRIPTION	OVERALL DIMENSIONS	PRICE 4+
25C2967	Upholstered with Black Frame	535W x 510D x 820H	£86.75
25C2968	Upholstered with Chrome Frame	535W x 510D x 820H	£90.95
25C2969	Mesh Back with Black Frame	535W x 510D x 820H	£76.75
25C2970	Mesh Back with Chrome Frame	535W x 510D x 820H	£85.00

- Seat Height 450mm
- Available in Citadel, Era, Phoenix or Rivet fabrics as shown on pages 268 - 271

5 Orlando Chair



The Orlando cantilever chair provides superior comfort for an extremely affordable price. The high quality mesh back offers support in all the right places and it comes with padded arms and a Black or Chrome cantilever frame.

CODE	DESCRIPTION	OVERALL DIMENSIONS	PRICE
25C2971	Armchair Black Frame	565W x 535D x 1000H	£155.00
25C2972	Armchair Chrome Frame	565W x 535D x 1000H	£165.50

- Seat Height 480mm
- Available in Black only

5 Moulton Chair

The Moulton range has been designed with flexibility in mind and is perfect for training, meeting or conference rooms. It comes with a choice of a Chrome 4 legged or cantilever frame, both of which are stackable.

CODE	DESCRIPTION	OVERALL DIMENSIONS	PRICE
25C2973	Upholstered 4 Leg Frame	480W x 460D x 870H	£141.75
25C2974	Upholstered Cantilever Frame	480W x 460D x 870H	£141.75
25C2975	Mesh Back 4 Leg Frame	480W x 460D x 870H	£151.50
25C2976	Mesh Back Cantilever Frame	480W x 460D x 870H	£151.50

- Seat Height 490mm
- Available in Advantage, Era, Phoenix, Rivet and Macflex Vinly fabrics as shown on pages 268 - 271



5 Moulton High Back Chair

The Moulton range has been designed with flexibility in mind and is perfect for training, meeting or conference rooms. It comes with a choice of a Chrome 4 legged or cantilever frame, both of which are stackable.

CODE	DESCRIPTION	OVERALL DIMENSIONS	PRICE
25C2977	4 Leg Frame	480W x 460D x 1040H	£170.75
25C2978	Cantilever Frame	480W x 460D x 1040H	£170.75

- Seat Height 490mm
- Available in Advantage, Era, Phoenix, Rivet and Macflex Vinly fabrics as shown on pages 268 - 271



5 Oakham Chair

The Oakham chairs are styled for a reception or breakout area. The polished Chrome base is height adjustable and features a compact tilt mechanism with the option of a square or curved design, the Oakham is available in single or two tone fabric, at no additional cost.

CODE	DESCRIPTION	OVERALL DIMENSIONS	PRICE
25C2979	Round Back	590W x 580D x 900H	£336.75
25C2980	Square Back	590W x 580D x 940H	£336.75

- Seat Height 370-470mm
- Available in Blazer fabrics as shown on page 273



5 Windsor Chair



The Windsor chair comes with a natural Beech frame, stacks up to 4 high and is available with or without arms.

CODE	DESCRIPTION	DIMENSIONS	PRICE
25C2981	Side Chair	530W x 600D x 840H	£106.95
25C2982	Armchair	530W x 600D x 840H	£113.95

- Seat Height 490mm
- Available in Advantage, Era, Phoenix or Rivet fabrics as shown on pages 268 - 271

5 Rockingham Chair



The Rockingham is a large Beech framed chair with a contoured back, ideal for use in the boardroom or reception areas. This chair is stackable up to 4 high.

CODE	DESCRIPTION	DIMENSIONS	PRICE
25C2983	Side chair	590W x 610D x 885H	£164.75
25C2984	Armchair	590W x 610D x 885H	£164.75

- Seat Height 470mm
- Available in Advantage, Era, Phoenix or Rivet fabrics as shown on pages 268 - 271

5 Nobu Chairs



The Nobu chairs have a visually striking Scandinavian design that is perfect for both modern and traditional offices. They are manufactured with Steel framework and solid Ash wooden legs on glides. The Nobu is available in single or two tone fabric, at no additional cost.

CODE	DESCRIPTION	DIMENSIONS	PRICE
25C2985	Chair	500W x 500D x 810H	£282.95
25C2986	Armchair	600W x 550D x 805H	£442.50

- Available in Era fabrics as shown on page 270
- Seat Height 470mm