

FORMBASE FURNITURE

2024

V.6



HOW WE CAN HELP YOU

Welcome to our educational catalogue for 2024 which is packed with a wide range of educational furniture. Our vision is simple - we will provide you, our customer, with the very highest quality products and service at all times.

Due to the large variations of products, colours and sizes we cannot show everything that we offer in the catalogue so if you do not see what you are looking for please contact us and we will happily provide you with a quotation.

- **DEDICATED ACCOUNT MANAGER**
- **UNRIVALLED CUSTOMER SUPPORT**
- **COMPETITIVE PRICING**
- **EXTENSIVE RANGE**
- **INSTALLATION TEAM**
- **SAMPLES**
- **PRODUCT SET UP AND DEMONSTRATION**
- **PLAN AND DESIGN SERVICE**
- **FREE DELIVERY ON ORDERS OVER £350**



DELIVERIES

The majority of the products we offer are made to order and are therefore non-returnable. Products are usually on a 3-4 week lead time, however we are able to provide faster deliveries with stock items.

Please ensure the furniture delivered is checked thoroughly, any faults or damages must be reported within 3 working days, including photographs of any damage.

We offer free delivery on orders over £350, unless otherwise stated. Orders below £350 will incur a minimum order charge of £25. Some products may incur an additional surcharge.

SCHOOL HOLIDAY LEAD TIMES

Lead times are extended during the summer holidays so if you require delivery before the beginning of September we advise that you order before the end of **June**. Factories experience delays due to the demand and no delivery dates are guaranteed.

DO NOT THROW OUT YOUR EXISTING FURNITURE UNTIL YOUR NEW FURNITURE HAS ARRIVED SAFELY!

FORMBASE FURNITURE


EDUCATIONAL FURNITURE CATALOGUE 2024

50 Elmfield Road, Chingford, London E4 7HU • Phone: 020 8524 2162
www.formbasefurniture.co.uk • sales@formbasefurniture.co.uk



HEIGHT CHART

This seat and table height chart complies with British and European standards (1729) ensuring you purchase the most accurate height furniture for the correct age group.

						
	Nursery	Reception & 1	Year 2 & 3	Year 4-6	Year 7-8	Year 9+
COLOUR CODE	ORANGE FEET	VIOLET FEET	YELLOW FEET	RED FEET	GREEN FEET	BLUE FEET
Size Mark	1	2	3	4	5	6
Age Range	3-4	4-6	6-8	8-11	11-14	14-Adult
Table Height	460mm	530mm	590mm	640mm	710mm	760mm
Chair Height	260mm	310mm	350mm	380mm	430mm	460mm

Tables 05-46

Classline Tables	06	Locker Desks	27
Premium Tables	08	Craft Tables	28
Premium 32mm Tables	14	Adjustable Desks	30
Premium 45mm Tables	15	Teachers Desks	32
EN Core Tables	16	IT Bench Systems	34
Equation Tables	18	Early Years Tables	38
Exam Desks	24	Whiteboard Tops	45
Cantilever Tables	26	Folding Mud Kitchen	46

Seating 47-78

Classroom Chairs	48	Art/Science Stools	66
GEO Range	57	Art/Science Chairs	70
Postura Range	58	IT Chairs	72
Titan Range	60	Draughtsman Chairs	78
Mata Range	61		
Folding Chairs	62		
Hall Chairs	64		

Dining Furniture 79-88

Gopak Economy	80	Dining Sets	86
Gopak Contour25	81	Mobile Seating	87
Gopak Contour25 Plus	82	Tilt Top Tables	88
Gopak Premier	83		
Giorgian Dining	84		

Display Boards 89-102

Whiteboards	90	Flameshield Boards	98
Projection Board	91	Accents Range	100
Mobile Boards	92	Eco Boards	101
Easels	93	Outdoor Boards	102
Lapboards	94		
Noticeboards	96		

Classroom Storage 103-114

Harlequin Range	104	Metal Tray Units	113
Gratnell Trays	108	Plan Chests	114
Wooden Tray Units	108		
Extra Deep Units	111		
Book Trolleys	112		

Library Furniture 115-128

Bean Bags	116	Book Browsers	128
Character Beanbags	118	Kinder Boxes	128
Library Carpets	120	Mobile Book Trolleys	128
Flat Top Bookcases	124		
Library Bookcases	126		

Lockers 129-140

Wooden Lockers	130	Media Lockers	136
Giorgian Lockers	131	Low Level Lockers	140
Steel Lockers	132		

Cloakroom 141-144

Budget Units	142	Mobile Cloakroom	144
Budget Benches	142	Coat Pegs	144
Hanging Units	143		
Wall Hanging Rails	143		
Kubbyclass Units	144		

Office Furniture 145-190

Desk Screens	146	Optimus Range	150
Floor Screens	148	Giorgian Range	156
Part Glazed Screens	149		
Mobile Screens	149		

Steel Storage 191-208

Classline Pedestals	192	Kontrax Lockers	204
Classline Filing	192	Kontrax Cupboards	206
Classline Cupboards	194	Kontrax Tambours	207
Classline Tambours	195		
Specialist Cabinets	196		
Ariv Tambours	198		
Navert Tambours	200		
Kontrax Storage	202		

Office Seating 209-224

Classline Chairs	210	Mesh Back Chairs	218
Kirby Range	212	Executive Chairs	220
Haddon Mesh Chairs	214	Meeting Chairs	222
Fairway Chairs	215		
Orlando Chairs	216		

Reception Seating 225-238

Jigsaw Range	226	Iconic Connect	234
Metal Framed Seating	228	Iceberg Range	236
Ultra Range	229	Leather Seating	238
Tub Range	230		
Iconic Range	232		

Reception Furniture 239-248

Giorgian Reception	240	Coat Stands	246
Pigeonhole Units	243	Trophy Showcases	247
Lecterns	244	Footrests	248
Crystal Wall Boards	246	Kicksteps	248
Laptop Tables	246		

Dorm Furniture 249-252

Bookcases	250	Wardrobes	251
Bedside Cabinets	250	Storage Beds	252
Drawer Units	250		
Dressing Tables	251		

Outdoor Furniture 253-258

Sturdy Benches	254	Enviro Range	256
Sloper Bench	254	Enviro Compact	257
Picnic Benches	255	Enviro Eco	258
Outdoor Bins	255		

Fabric Options 259-268

Advantage Fabric	260	Lexair Vinyl	266
Phoenix Fabric	260	Cara Screen Fabric	266
Rivet Fabric	261	Terms & Conditions	267
Era Fabric	262		
Citadel Fabric	263		
Macflex Vinyl	264		
JustColour Vinyl	265		
Blazer	265		



TABLES

Classline Tables	06
Premium Tables	08
32mm Tables	14
45mm Tables	15
EN Core Tables	16
Equation Tables	18
Exam Desks	24
Cantilever Tables	26
Locker Desks	27
Craft Tables	28
Adjustable Desks	30
Teachers Desks	32
IT Bench Systems	34
Early Years Tables	38
Whiteboard Tops	45

5 Classline Fully Welded Tables



MADE IN THE UK


Laminate top colours:



Edge:



Frame colours:



MINIMUM ORDER OF 15 TABLES

The Classline tables are a great value option, supplied with 18mm high pressure laminate tops in a range of colours as shown below with an MDF edge. Frames come with an inch and a quarter top rail for added strength and 25mm square steel legs.

CODE	DESCRIPTION	SIZE IN MM	PRICE 15+
24T001	Rectangular	1200W x 600D x 460H	£65.85
24T002	Rectangular	1200W x 600D x 530H	£65.85
24T003	Rectangular	1200W x 600D x 590H	£65.85
24T004	Rectangular	1200W x 600D x 640H	£65.85
24T005	Rectangular	1200W x 600D x 710H	£65.85
24T006	Rectangular	1200W x 600D x 760H	£65.85
24T007	Rectangular	1100W x 550D x 460H	£65.85
24T008	Rectangular	1100W x 550D x 530H	£65.85
24T009	Rectangular	1100W x 550D x 590H	£65.85
24T010	Rectangular	1100W x 550D x 640H	£65.85
24T011	Rectangular	1100W x 550D x 710H	£65.85
24T012	Rectangular	1100W x 550D x 760H	£65.85
24T013	Square	600W x 600D x 460H	£51.60
24T014	Square	600W x 600D x 530H	£51.60
24T015	Square	600W x 600D x 590H	£51.60
24T016	Square	600W x 600D x 640H	£51.60
24T017	Square	600W x 600D x 710H	£51.60
24T018	Square	600W x 600D x 760H	£51.60

• *Silver and White Frames are non-returnable

5 Classline Crushbent Tables



MADE IN THE UK

Laminate top colours:



Edge:



Frame colours:



MINIMUM ORDER OF 15 TABLES

The Classline tables are a great value option, supplied with 18mm high pressure laminate tops with an MDF edge in a range of colours as shown below. Frames come with 25mm square steel legs.

CODE	DESCRIPTION	SIZE IN MM	PRICE 15+
24T019	Rectangular	1200W x 600D x 460H	£65.85
24T020	Rectangular	1200W x 600D x 530H	£65.85
24T021	Rectangular	1200W x 600D x 590H	£65.85
24T022	Rectangular	1200W x 600D x 640H	£65.85
24T023	Rectangular	1200W x 600D x 710H	£65.85
24T024	Rectangular	1200W x 600D x 760H	£65.85
24T025	Rectangular	1100W x 550D x 460H	£65.85
24T026	Rectangular	1100W x 550D x 530H	£65.85
24T027	Rectangular	1100W x 550D x 590H	£65.85
24T028	Rectangular	1100W x 550D x 640H	£65.85
24T029	Rectangular	1100W x 550D x 710H	£65.85
24T030	Rectangular	1100W x 550D x 760H	£65.85
24T031	Square	600W x 600D x 460H	£51.60
24T032	Square	600W x 600D x 530H	£51.60
24T033	Square	600W x 600D x 590H	£51.60
24T034	Square	600W x 600D x 640H	£51.60
24T035	Square	600W x 600D x 710H	£51.60
24T036	Square	600W x 600D x 760H	£51.60

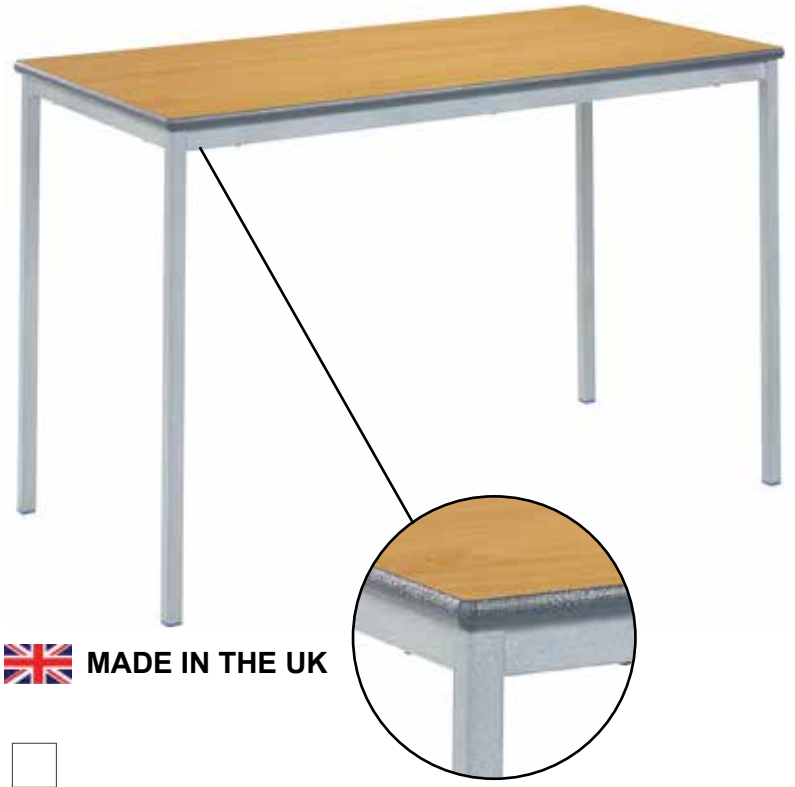
• *Silver and White Frames are non-returnable

5 Classline Plus Fully Welded Tables

MINIMUM ORDER OF 15 TABLES

The Classline Plus tables are a great value option, supplied with 18mm high pressure laminate tops in a range of colours as shown below with a Spray PU edge. Frames come with an inch and a quarter top rail for added strength and 25mm square steel legs.

CODE	DESCRIPTION	SIZE IN MM	PRICE 15+
24T037	Rectangular	1200W x 600D x 460H	£74.65
24T038	Rectangular	1200W x 600D x 530H	£74.65
24T039	Rectangular	1200W x 600D x 590H	£74.65
24T040	Rectangular	1200W x 600D x 640H	£74.65
24T041	Rectangular	1200W x 600D x 710H	£74.65
24T042	Rectangular	1200W x 600D x 760H	£74.65
24T043	Rectangular	1100W x 550D x 460H	£74.65
24T044	Rectangular	1100W x 550D x 530H	£74.65
24T045	Rectangular	1100W x 550D x 590H	£74.65
24T046	Rectangular	1100W x 550D x 640H	£74.65
24T047	Rectangular	1100W x 550D x 710H	£74.65
24T048	Rectangular	1100W x 550D x 760H	£74.65
24T049	Square	600W x 600D x 460H	£60.40
24T050	Square	600W x 600D x 530H	£60.40
24T051	Square	600W x 600D x 590H	£60.40
24T052	Square	600W x 600D x 640H	£60.40
24T053	Square	600W x 600D x 710H	£60.40
24T054	Square	600W x 600D x 760H	£60.40




MADE IN THE UK

• *Silver and White Frames are non-returnable


Laminate top colours:



Spray PU edge colours:



Frame colours:



5 Classline Plus Crushbent Tables

MINIMUM ORDER OF 15 TABLES

The Classline Plus tables are a great value option, supplied with 18mm high pressure laminate tops with a Spray PU edge in a range of colours as shown below. Frames come with 25mm square steel legs.

CODE	DESCRIPTION	SIZE IN MM	PRICE 15+
24T055	Rectangular	1200W x 600D x 460H	£74.65
24T056	Rectangular	1200W x 600D x 530H	£74.65
24T057	Rectangular	1200W x 600D x 590H	£74.65
24T058	Rectangular	1200W x 600D x 640H	£74.65
24T059	Rectangular	1200W x 600D x 710H	£74.65
24T060	Rectangular	1200W x 600D x 760H	£74.65
24T061	Rectangular	1100W x 550D x 460H	£74.65
24T062	Rectangular	1100W x 550D x 530H	£74.65
24T063	Rectangular	1100W x 550D x 590H	£74.65
24T064	Rectangular	1100W x 550D x 640H	£74.65
24T065	Rectangular	1100W x 550D x 710H	£74.65
24T066	Rectangular	1100W x 550D x 760H	£74.65
24T067	Square	600W x 600D x 460H	£60.40
24T068	Square	600W x 600D x 530H	£60.40
24T069	Square	600W x 600D x 590H	£60.40
24T070	Square	600W x 600D x 640H	£60.40
24T071	Square	600W x 600D x 710H	£60.40
24T072	Square	600W x 600D x 760H	£60.40



MADE IN THE UK

• *Silver and White Frames are non-returnable


Laminate top colours:



Spray PU edge colours:



Frame colours:



5 Fully Welded Tables



TRAY RUNNERS AND TRAYS CAN BE ADDED TO THESE TABLES PRICE ON REQUEST



MDF Edge



The Premium fully welded tables are supplied with 18mm high pressure laminate tops in a range of colours as shown below with an MDF edge. Frames come with an inch and a quarter top rail for added strength and 25mm square steel legs.

CODE	DESCRIPTION	SIZE IN MM	PRICE 5+	PRICE 30+
24T073	Rectangular	1200W x 600D x 460H	£72.25	£69.65
24T074	Rectangular	1200W x 600D x 530H	£72.25	£69.65
24T075	Rectangular	1200W x 600D x 590H	£72.25	£69.65
24T076	Rectangular	1200W x 600D x 640H	£72.25	£69.65
24T077	Rectangular	1200W x 600D x 710H	£72.25	£69.65
24T078	Rectangular	1200W x 600D x 760H	£72.25	£69.65
24T079	Rectangular	1100W x 550D x 460H	£72.25	£69.65
24T080	Rectangular	1100W x 550D x 530H	£72.25	£69.65
24T081	Rectangular	1100W x 550D x 590H	£72.25	£69.65
24T082	Rectangular	1100W x 550D x 640H	£72.25	£69.65
24T083	Rectangular	1100W x 550D x 710H	£72.25	£69.65
24T084	Rectangular	1100W x 550D x 760H	£72.25	£69.65
24T085	Square	600W x 600D x 460H	£56.60	£54.55
24T086	Square	600W x 600D x 530H	£56.60	£54.55
24T087	Square	600W x 600D x 590H	£56.60	£54.55
24T088	Square	600W x 600D x 640H	£56.60	£54.55
24T089	Square	600W x 600D x 710H	£56.60	£54.55
24T090	Square	600W x 600D x 760H	£56.60	£54.55

- Whiteboard tops available on these tables, see page 45
- *Silver and White Frames are non-returnable


Laminate top colours:



Edge:



Frame colours:



5 Fully Welded Tables

PVC Edge



Our fully welded tables are available with a PVC edge which has a smooth finish and is available in 8 colour options.

CODE	DESCRIPTION	SIZE IN MM	PRICE 5+	PRICE 30+
24T091	Rectangular	1200W x 600D x 460H	£76.35	£73.60
24T092	Rectangular	1200W x 600D x 530H	£76.35	£73.60
24T093	Rectangular	1200W x 600D x 590H	£76.35	£73.60
24T094	Rectangular	1200W x 600D x 640H	£76.35	£73.60
24T095	Rectangular	1200W x 600D x 710H	£76.35	£73.60
24T096	Rectangular	1200W x 600D x 760H	£76.35	£73.60
24T097	Rectangular	1100W x 550D x 460H	£76.35	£73.60
24T098	Rectangular	1100W x 550D x 530H	£76.35	£73.60
24T099	Rectangular	1100W x 550D x 590H	£76.35	£73.60
24T100	Rectangular	1100W x 550D x 640H	£76.35	£73.60
24T101	Rectangular	1100W x 550D x 710H	£76.35	£73.60
24T102	Rectangular	1100W x 550D x 760H	£76.35	£73.60
24T103	Square	600W x 600D x 460H	£60.75	£58.55
24T104	Square	600W x 600D x 530H	£60.75	£58.55
24T105	Square	600W x 600D x 590H	£60.75	£58.55
24T106	Square	600W x 600D x 640H	£60.75	£58.55
24T107	Square	600W x 600D x 710H	£60.75	£58.55
24T108	Square	600W x 600D x 760H	£60.75	£58.55

PVC edge colours:



Spray PU Edge



Our fully welded tables are available with a Spray PU edge which has a resilient, textured, hardwearing and waterproof finish.

CODE	DESCRIPTION	SIZE IN MM	PRICE 5+	PRICE 30+
24T109	Rectangular	1200W x 600D x 460H	£81.85	£78.90
24T110	Rectangular	1200W x 600D x 530H	£81.85	£78.90
24T111	Rectangular	1200W x 600D x 590H	£81.85	£78.90
24T112	Rectangular	1200W x 600D x 640H	£81.85	£78.90
24T113	Rectangular	1200W x 600D x 710H	£81.85	£78.90
24T114	Rectangular	1200W x 600D x 760H	£81.85	£78.90
24T115	Rectangular	1100W x 550D x 460H	£81.85	£78.90
24T116	Rectangular	1100W x 550D x 530H	£81.85	£78.90
24T117	Rectangular	1100W x 550D x 590H	£81.85	£78.90
24T118	Rectangular	1100W x 550D x 640H	£81.85	£78.90
24T119	Rectangular	1100W x 550D x 710H	£81.85	£78.90
24T120	Rectangular	1100W x 550D x 760H	£81.85	£78.90
24T121	Square	600W x 600D x 460H	£66.25	£63.85
24T122	Square	600W x 600D x 530H	£66.25	£63.85
24T123	Square	600W x 600D x 590H	£66.25	£63.85
24T124	Square	600W x 600D x 640H	£66.25	£63.85
24T125	Square	600W x 600D x 710H	£66.25	£63.85
24T126	Square	600W x 600D x 760H	£66.25	£63.85

Spray PU edge colours:



5 Crushbent Tables

MDF Edge



Strong, rectangular tables with a 25mm square steel crushbent frame and an 18mm high pressure laminate top with an MDF edge. The tables are available with a variety of edge options as shown below and come in 6 European standard sizes.



TRAY RUNNERS AND TRAYS CAN BE ADDED TO THESE TABLES
PRICE ON REQUEST



CODE	DESCRIPTION	SIZE IN MM	PRICE 5+	PRICE 30+
24T127	Rectangular	1200W x 600D x 460H	£72.25	£69.65
24T128	Rectangular	1200W x 600D x 530H	£72.25	£69.65
24T129	Rectangular	1200W x 600D x 590H	£72.25	£69.65
24T130	Rectangular	1200W x 600D x 640H	£72.25	£69.65
24T131	Rectangular	1200W x 600D x 710H	£72.25	£69.65
24T132	Rectangular	1200W x 600D x 760H	£72.25	£69.65
24T133	Rectangular	1100W x 550D x 460H	£72.25	£69.65
24T134	Rectangular	1100W x 550D x 530H	£72.25	£69.65
24T135	Rectangular	1100W x 550D x 590H	£72.25	£69.65
24T136	Rectangular	1100W x 550D x 640H	£72.25	£69.65
24T137	Rectangular	1100W x 550D x 710H	£72.25	£69.65
24T138	Rectangular	1100W x 550D x 760H	£72.25	£69.65
24T139	Square	600W x 600D x 460H	£56.60	£54.55
24T140	Square	600W x 600D x 530H	£56.60	£54.55
24T141	Square	600W x 600D x 590H	£56.60	£54.55
24T142	Square	600W x 600D x 640H	£56.60	£54.55
24T143	Square	600W x 600D x 710H	£56.60	£54.55
24T144	Square	600W x 600D x 760H	£56.60	£54.55

- Whiteboard tops available on these tables, see page 45
- *Silver and White Frames are non-returnable


Laminate top colours:



Edge:



Frame colours:



5 Crushbent Tables

PVC Edge



Our crushbent tables are available with a PVC edge which has a smooth finish and is available in in 8 colour options.

Spray PU Edge



Our crushbent tables are available with a Spray PU edge which has a resilient, textured, hardwearing and waterproof finish


CODE	DESCRIPTION	SIZE IN MM	PRICE 5+	PRICE 30+
24T145	Rectangular	1200W x 600D x 460H	£76.35	£73.60
24T146	Rectangular	1200W x 600D x 530H	£76.35	£73.60
24T147	Rectangular	1200W x 600D x 590H	£76.35	£73.60
24T148	Rectangular	1200W x 600D x 640H	£76.35	£73.60
24T149	Rectangular	1200W x 600D x 710H	£76.35	£73.60
24T150	Rectangular	1200W x 600D x 760H	£76.35	£73.60
24T151	Rectangular	1100W x 550D x 460H	£76.35	£73.60
24T152	Rectangular	1100W x 550D x 530H	£76.35	£73.60
24T153	Rectangular	1100W x 550D x 590H	£76.35	£73.60
24T154	Rectangular	1100W x 550D x 640H	£76.35	£73.60
24T155	Rectangular	1100W x 550D x 710H	£76.35	£73.60
24T156	Rectangular	1100W x 550D x 760H	£76.35	£73.60
24T157	Square	600W x 600D x 460H	£60.75	£58.55
24T158	Square	600W x 600D x 530H	£60.75	£58.55
24T159	Square	600W x 600D x 590H	£60.75	£58.55
24T160	Square	600W x 600D x 640H	£60.75	£58.55
24T161	Square	600W x 600D x 710H	£60.75	£58.55
24T162	Square	600W x 600D x 760H	£60.75	£58.55

CODE	DESCRIPTION	SIZE IN MM	PRICE 5+	PRICE 30+
24T163	Rectangular	1200W x 600D x 460H	£81.85	£78.90
24T164	Rectangular	1200W x 600D x 530H	£81.85	£78.90
24T165	Rectangular	1200W x 600D x 590H	£81.85	£78.90
24T166	Rectangular	1200W x 600D x 640H	£81.85	£78.90
24T167	Rectangular	1200W x 600D x 710H	£81.85	£78.90
24T168	Rectangular	1200W x 600D x 760H	£81.85	£78.90
24T169	Rectangular	1100W x 550D x 460H	£81.85	£78.90
24T170	Rectangular	1100W x 550D x 530H	£81.85	£78.90
24T171	Rectangular	1100W x 550D x 590H	£81.85	£78.90
24T172	Rectangular	1100W x 550D x 640H	£81.85	£78.90
24T173	Rectangular	1100W x 550D x 710H	£81.85	£78.90
24T174	Rectangular	1100W x 550D x 760H	£81.85	£78.90
24T175	Square	600W x 600D x 460H	£66.25	£63.85
24T176	Square	600W x 600D x 530H	£66.25	£63.85
24T177	Square	600W x 600D x 590H	£66.25	£63.85
24T178	Square	600W x 600D x 640H	£66.25	£63.85
24T179	Square	600W x 600D x 710H	£66.25	£63.85
24T180	Square	600W x 600D x 760H	£66.25	£63.85

PVC edge colours:



Spray PU edge colours:



5 Fully Welded Tables MDF Edge




Laminate top colours:



Edge:



Frame colours:



Premium tables are supplied with 18mm high pressure laminate tops with an MDF edge. Frames come with an inch and a quarter top rail for added strength and 25mm square steel legs.

CODE	DESCRIPTION	SIZE IN MM	PRICE 5+	PRICE 30+
24T181	Trapezoidal	1200W x 600D x 460H	£72.25	£69.65
24T182	Trapezoidal	1200W x 600D x 530H	£72.25	£69.65
24T183	Trapezoidal	1200W x 600D x 590H	£72.25	£69.65
24T184	Trapezoidal	1200W x 600D x 640H	£72.25	£69.65
24T185	Trapezoidal	1200W x 600D x 710H	£72.25	£69.65
24T186	Trapezoidal	1200W x 600D x 760H	£72.25	£69.65
24T187	Trapezoidal	1100W x 550D x 460H	£72.25	£69.65
24T188	Trapezoidal	1100W x 550D x 530H	£72.25	£69.65
24T189	Trapezoidal	1100W x 550D x 590H	£72.25	£69.65
24T190	Trapezoidal	1100W x 550D x 640H	£72.25	£69.65
24T191	Trapezoidal	1100W x 550D x 710H	£72.25	£69.65
24T192	Trapezoidal	1100W x 550D x 760H	£72.25	£69.65

*Silver and White Frames are non-returnable

5 Fully Welded Tables PVC Edge



Tables with a PVC edge which has a smooth finish.

CODE	DESCRIPTION	SIZE IN MM	PRICE 5+	PRICE 30+
24T193	Trapezoidal	1200W x 600D x 460H	£76.35	£73.60
24T194	Trapezoidal	1200W x 600D x 530H	£76.35	£73.60
24T195	Trapezoidal	1200W x 600D x 590H	£76.35	£73.60
24T196	Trapezoidal	1200W x 600D x 640H	£76.35	£73.60
24T197	Trapezoidal	1200W x 600D x 710H	£76.35	£73.60
24T198	Trapezoidal	1200W x 600D x 760H	£76.35	£73.60
24T199	Trapezoidal	1100W x 550D x 460H	£76.35	£73.60
24T200	Trapezoidal	1100W x 550D x 530H	£76.35	£73.60
24T201	Trapezoidal	1100W x 550D x 590H	£76.35	£73.60
24T202	Trapezoidal	1100W x 550D x 640H	£76.35	£73.60
24T203	Trapezoidal	1100W x 550D x 710H	£76.35	£73.60
24T204	Trapezoidal	1100W x 550D x 760H	£76.35	£73.60

*Silver and White Frames are non-returnable


Laminate top colours:



PVC edge colours:



Frame colours:



5 Fully Welded Tables Spray PU Edge



CODE	DESCRIPTION	SIZE IN MM	PRICE 5+	PRICE 30+
24T205	Trapezoidal	1200W x 600D x 460H	£81.85	£78.90
24T206	Trapezoidal	1200W x 600D x 530H	£81.85	£78.90
24T207	Trapezoidal	1200W x 600D x 590H	£81.85	£78.90
24T208	Trapezoidal	1200W x 600D x 640H	£81.85	£78.90
24T209	Trapezoidal	1200W x 600D x 710H	£81.85	£78.90
24T210	Trapezoidal	1200W x 600D x 760H	£81.85	£78.90
24T211	Trapezoidal	1100W x 550D x 460H	£81.85	£78.90
24T212	Trapezoidal	1100W x 550D x 530H	£81.85	£78.90
24T213	Trapezoidal	1100W x 550D x 590H	£81.85	£78.90
24T214	Trapezoidal	1100W x 550D x 640H	£81.85	£78.90
24T215	Trapezoidal	1100W x 550D x 710H	£81.85	£78.90
24T216	Trapezoidal	1100W x 550D x 760H	£81.85	£78.90

*Silver and White Frames are non-returnable


Laminate top colours:



Spray PU edge colours:



Frame colours:



5 Crushbent Tables MDF Edge

Strong, trapezoidal tables with a 25mm square steel crushbent frame and an 18mm high pressure laminate top.


CODE	DESCRIPTION	SIZE IN MM	PRICE 5+	PRICE 30+
24T217	Trapezoidal	1200W x 600D x 460H	£72.25	£69.65
24T218	Trapezoidal	1200W x 600D x 530H	£72.25	£69.65
24T219	Trapezoidal	1200W x 600D x 590H	£72.25	£69.65
24T220	Trapezoidal	1200W x 600D x 640H	£72.25	£69.65
24T221	Trapezoidal	1200W x 600D x 710H	£72.25	£69.65
24T222	Trapezoidal	1200W x 600D x 760H	£72.25	£69.65
24T223	Trapezoidal	1100W x 550D x 460H	£72.25	£69.65
24T224	Trapezoidal	1100W x 550D x 530H	£72.25	£69.65
24T225	Trapezoidal	1100W x 550D x 590H	£72.25	£69.65
24T226	Trapezoidal	1100W x 550D x 640H	£72.25	£69.65
24T227	Trapezoidal	1100W x 550D x 710H	£72.25	£69.65
24T228	Trapezoidal	1100W x 550D x 760H	£72.25	£69.65

*Silver and White Frames are non-returnable

Laminate top colours:



Frame colours:



5 Crushbent Tables PVC Edge

Tables with a PVC edge which has a smooth finish.

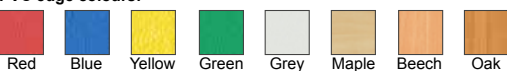
CODE	DESCRIPTION	SIZE IN MM	PRICE 5+	PRICE 30+
24T229	Trapezoidal	1200W x 600D x 460H	£76.35	£73.60
24T230	Trapezoidal	1200W x 600D x 530H	£76.35	£73.60
24T231	Trapezoidal	1200W x 600D x 590H	£76.35	£73.60
24T232	Trapezoidal	1200W x 600D x 640H	£76.35	£73.60
24T233	Trapezoidal	1200W x 600D x 710H	£76.35	£73.60
24T234	Trapezoidal	1200W x 600D x 760H	£76.35	£73.60
24T235	Trapezoidal	1100W x 550D x 460H	£76.35	£73.60
24T236	Trapezoidal	1100W x 550D x 530H	£76.35	£73.60
24T237	Trapezoidal	1100W x 550D x 590H	£76.35	£73.60
24T238	Trapezoidal	1100W x 550D x 640H	£76.35	£73.60
24T239	Trapezoidal	1100W x 550D x 710H	£76.35	£73.60
24T240	Trapezoidal	1100W x 550D x 760H	£76.35	£73.60

*Silver and White Frames are non-returnable


Laminate top colours:



PVC edge colours:



Frame colours:



5 Crushbent Tables Spray PU Edge

CODE	DESCRIPTION	SIZE IN MM	PRICE 5+	PRICE 30+
24T241	Trapezoidal	1200W x 600D x 460H	£81.85	£78.90
24T242	Trapezoidal	1200W x 600D x 530H	£81.85	£78.90
24T243	Trapezoidal	1200W x 600D x 590H	£81.85	£78.90
24T244	Trapezoidal	1200W x 600D x 640H	£81.85	£78.90
24T245	Trapezoidal	1200W x 600D x 710H	£81.85	£78.90
24T246	Trapezoidal	1200W x 600D x 760H	£81.85	£78.90
24T247	Trapezoidal	1100W x 550D x 460H	£81.85	£78.90
24T248	Trapezoidal	1100W x 550D x 530H	£81.85	£78.90
24T249	Trapezoidal	1100W x 550D x 590H	£81.85	£78.90
24T250	Trapezoidal	1100W x 550D x 640H	£81.85	£78.90
24T251	Trapezoidal	1100W x 550D x 710H	£81.85	£78.90
24T252	Trapezoidal	1100W x 550D x 760H	£81.85	£78.90

*Silver and White Frames are non-returnable


Laminate top colours:



Spray PU edge colours:



Frame colours:



5 Fully Welded Tables MDF Edge



Premium tables are supplied with 18mm high pressure laminate tops with an MDF edge. Frames come with an inch and a quarter top rail for added strength and 25mm square steel legs.

CODE	DESCRIPTION	SIZE IN MM	PRICE 5+	PRICE 30+
24T253	Semi Circular	1200W x 600D x 460H	£72.25	£69.65
24T254	Semi Circular	1200W x 600D x 530H	£72.25	£69.65
24T255	Semi Circular	1200W x 600D x 590H	£72.25	£69.65
24T256	Semi Circular	1200W x 600D x 640H	£72.25	£69.65
24T257	Semi Circular	1200W x 600D x 710H	£72.25	£69.65
24T258	Semi Circular	1200W x 600D x 760H	£72.25	£69.65
24T259	Semi Circular	1100W x 550D x 460H	£72.25	£69.65
24T260	Semi Circular	1100W x 550D x 530H	£72.25	£69.65
24T261	Semi Circular	1100W x 550D x 590H	£72.25	£69.65
24T262	Semi Circular	1100W x 550D x 640H	£72.25	£69.65
24T263	Semi Circular	1100W x 550D x 710H	£72.25	£69.65
24T264	Semi Circular	1100W x 550D x 760H	£72.25	£69.65

• *Silver and White Frames are non-returnable

MDF Edge



The Premium fully welded tables are supplied with 18mm high pressure laminate tops in a range of colours as shown below with an MDF edge.


Laminate top colours:



Edge:



Frame colours:



5 Fully Welded Tables Spray PU Edge



Premium tables are supplied with 18mm high pressure laminate tops with an Spray PU edge. Frames come with an inch and a quarter top rail for added strength and 25mm square steel legs.

CODE	DESCRIPTION	SIZE IN MM	PRICE 5+	PRICE 30+
24T265	Semi Circular	1200W x 600D x 460H	£81.85	£78.90
24T266	Semi Circular	1200W x 600D x 530H	£81.85	£78.90
24T267	Semi Circular	1200W x 600D x 590H	£81.85	£78.90
24T268	Semi Circular	1200W x 600D x 640H	£81.85	£78.90
24T269	Semi Circular	1200W x 600D x 710H	£81.85	£78.90
24T270	Semi Circular	1200W x 600D x 760H	£81.85	£78.90
24T271	Semi Circular	1100W x 550D x 460H	£81.85	£78.90
24T272	Semi Circular	1100W x 550D x 530H	£81.85	£78.90
24T273	Semi Circular	1100W x 550D x 590H	£81.85	£78.90
24T274	Semi Circular	1100W x 550D x 640H	£81.85	£78.90
24T275	Semi Circular	1100W x 550D x 710H	£81.85	£78.90
24T276	Semi Circular	1100W x 550D x 760H	£81.85	£78.90

• *Silver and White Frames are non-returnable

Spray PU Edge



Our fully welded tables are available with a Spray PU edge which has a resilient, textured, hardwearing and waterproof finish.


Laminate top colours:



Spray PU edge colours:



Frame colours:



5 Fully Welded Tables MDF Edge

Premium tables are supplied with 18mm high pressure laminate tops with an MDF edge. Frames come with an inch and a quarter top rail for added strength and 25mm square steel legs.

CODE	DESCRIPTION	SIZE IN MM	PRICE 5+	PRICE 30+
24T277	Circular	1200W x 1200D x 460H	£157.65	£151.95
24T278	Circular	1200W x 1200D x 530H	£157.65	£151.95
24T279	Circular	1200W x 1200D x 590H	£157.65	£151.95
24T280	Circular	1200W x 1200D x 640H	£157.65	£151.95
24T281	Circular	1200W x 1200D x 710H	£157.65	£151.95
24T282	Circular	1200W x 1200D x 760H	£157.65	£151.95
24T283	Circular	1000W x 1000D x 460H	£102.35	£98.65
24T284	Circular	1000W x 1000D x 530H	£102.35	£98.65
24T285	Circular	1000W x 1000D x 590H	£102.35	£98.65
24T286	Circular	1000W x 1000D x 640H	£102.35	£98.65
24T287	Circular	1000W x 1000D x 710H	£102.35	£98.65
24T288	Circular	1000W x 1000D x 760H	£102.35	£98.65

• *Silver and White Frames are non-returnable

MDF Edge



The Premium fully welded tables are supplied with 18mm high pressure laminate tops in a range of colours as shown below with an MDF edge.




Laminate top colours:



Edge:



Frame colours:



5 Fully Welded Tables Spray PU Edge

Premium tables are supplied with 18mm high pressure laminate tops with an Spray PU edge. Frames come with an inch and a quarter top rail for added strength and 25mm square steel legs.

CODE	DESCRIPTION	SIZE IN MM	PRICE 5+	PRICE 30+
24T289	Circular	1200W x 1200D x 460H	£167.25	£161.20
24T290	Circular	1200W x 1200D x 530H	£167.25	£161.20
24T291	Circular	1200W x 1200D x 590H	£167.25	£161.20
24T292	Circular	1200W x 1200D x 640H	£167.25	£161.20
24T293	Circular	1200W x 1200D x 710H	£167.25	£161.20
24T294	Circular	1200W x 1200D x 760H	£167.25	£161.20
24T295	Circular	1000W x 1000D x 460H	£111.95	£107.90
24T296	Circular	1000W x 1000D x 530H	£111.95	£107.90
24T297	Circular	1000W x 1000D x 590H	£111.95	£107.90
24T298	Circular	1000W x 1000D x 640H	£111.95	£107.90
24T299	Circular	1000W x 1000D x 710H	£111.95	£107.90
24T300	Circular	1000W x 1000D x 760H	£111.95	£107.90

• *Silver and White Frames are non-returnable

Spray PU Edge



Our fully welded tables are available with a Spray PU edge which has a resilient, textured, hardwearing and waterproof finish.




Laminate top colours:



Spray PU edge colours:



Frame colours:



5 32mm Fully Welded Tables

 **MADE IN THE UK**



MDF Edge




The Premium 32mm round tube frame tables are supplied with 18mm high pressure laminate tops in a range of colours as shown below. Please choose from an MDF, PVC or Spray PU edge. Frames come with an inch and a quarter top rail for added strength.

CODE	DESCRIPTION	SIZE IN MM	PRICE 5+	PRICE 30+
24T301	Rectangular	1200W x 600D x 460H	£82.85	£80.90
24T302	Rectangular	1200W x 600D x 530H	£82.85	£80.90
24T303	Rectangular	1200W x 600D x 590H	£82.85	£80.90
24T304	Rectangular	1200W x 600D x 640H	£82.85	£80.90
24T305	Rectangular	1200W x 600D x 710H	£82.85	£80.90
24T306	Rectangular	1200W x 600D x 760H	£82.85	£80.90
24T307	Rectangular	1100W x 550D x 460H	£82.85	£80.90
24T308	Rectangular	1100W x 550D x 530H	£82.85	£80.90
24T309	Rectangular	1100W x 550D x 590H	£82.85	£80.90
24T310	Rectangular	1100W x 550D x 640H	£82.85	£80.90
24T311	Rectangular	1100W x 550D x 710H	£82.85	£80.90
24T312	Rectangular	1100W x 550D x 760H	£82.85	£80.90
24T313	Square	600W x 600D x 460H	£65.75	£64.20
24T314	Square	600W x 600D x 530H	£65.75	£64.20
24T315	Square	600W x 600D x 590H	£65.75	£64.20
24T316	Square	600W x 600D x 640H	£65.75	£64.20
24T317	Square	600W x 600D x 710H	£65.75	£64.20
24T318	Square	600W x 600D x 760H	£65.75	£64.20

• *Silver and White Frames are non-returnable

Frame colours:



Laminate top colours:



5 32mm Fully Welded Tables

PVC Edge

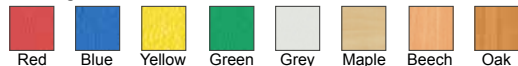


Our fully welded tables are available with a PVC edge which has a smooth finish and is available in 8 colour options.

CODE	DESCRIPTION	SIZE IN MM	PRICE 5+	PRICE 30+
24T319	Rectangular	1200W x 600D x 460H	£86.80	£84.75
24T320	Rectangular	1200W x 600D x 530H	£86.80	£84.75
24T321	Rectangular	1200W x 600D x 590H	£86.80	£84.75
24T322	Rectangular	1200W x 600D x 640H	£86.80	£84.75
24T323	Rectangular	1200W x 600D x 710H	£86.80	£84.75
24T324	Rectangular	1200W x 600D x 760H	£86.80	£84.75
24T325	Rectangular	1100W x 550D x 460H	£86.80	£84.75
24T326	Rectangular	1100W x 550D x 530H	£86.80	£84.75
24T327	Rectangular	1100W x 550D x 590H	£86.80	£84.75
24T328	Rectangular	1100W x 550D x 640H	£86.80	£84.75
24T329	Rectangular	1100W x 550D x 710H	£86.80	£84.75
24T330	Rectangular	1100W x 550D x 760H	£86.80	£84.75
24T331	Square	600W x 600D x 460H	£69.70	£68.10
24T332	Square	600W x 600D x 530H	£69.70	£68.10
24T333	Square	600W x 600D x 590H	£69.70	£68.10
24T334	Square	600W x 600D x 640H	£69.70	£68.10
24T335	Square	600W x 600D x 710H	£69.70	£68.10
24T336	Square	600W x 600D x 760H	£69.70	£68.10

 **MADE IN THE UK**

PVC edge colours:



Spray PU Edge



Our fully welded tables are available with a Spray PU edge which has a resilient, textured, hardwearing and waterproof finish.

CODE	DESCRIPTION	SIZE IN MM	PRICE 5+	PRICE 30+
24T337	Rectangular	1200W x 600D x 460H	£92.10	£89.90
24T338	Rectangular	1200W x 600D x 530H	£92.10	£89.90
24T339	Rectangular	1200W x 600D x 590H	£92.10	£89.90
24T340	Rectangular	1200W x 600D x 640H	£92.10	£89.90
24T341	Rectangular	1200W x 600D x 710H	£92.10	£89.90
24T342	Rectangular	1200W x 600D x 760H	£92.10	£89.90
24T343	Rectangular	1100W x 550D x 460H	£92.10	£89.90
24T344	Rectangular	1100W x 550D x 530H	£92.10	£89.90
24T345	Rectangular	1100W x 550D x 590H	£92.10	£89.90
24T346	Rectangular	1100W x 550D x 640H	£92.10	£89.90
24T347	Rectangular	1100W x 550D x 710H	£92.10	£89.90
24T348	Rectangular	1100W x 550D x 760H	£92.10	£89.90
24T349	Square	600W x 600D x 460H	£75.00	£73.20
24T350	Square	600W x 600D x 530H	£75.00	£73.20
24T351	Square	600W x 600D x 590H	£75.00	£73.20
24T352	Square	600W x 600D x 640H	£75.00	£73.20
24T353	Square	600W x 600D x 710H	£75.00	£73.20
24T354	Square	600W x 600D x 760H	£75.00	£73.20

 **MADE IN THE UK**

Spray PU edge colours:





5 45mm Fully Welded Tables

MDF Edge



The Premium 45mm round tube frame tables are supplied with 18mm high pressure laminate tops in a range of colours as shown below. Please choose from an MDF or Spray PU edge. Frames come with an inch and a quarter top rail for added strength.


CODE	DESCRIPTION	SIZE IN MM	PRICE 5+	PRICE 30+
24T359	Rectangular	1200W x 600D x 460H	£123.80	£120.90
24T360	Rectangular	1200W x 600D x 530H	£123.80	£120.90
24T361	Rectangular	1200W x 600D x 590H	£123.80	£120.90
24T362	Rectangular	1200W x 600D x 640H	£123.80	£120.90
24T363	Rectangular	1200W x 600D x 710H	£123.80	£120.90
24T364	Rectangular	1200W x 600D x 760H	£123.80	£120.90
24T365	Rectangular	1100W x 600D x 460H	£123.80	£120.90
24T366	Rectangular	1100W x 600D x 530H	£123.80	£120.90
24T367	Rectangular	1100W x 600D x 590H	£123.80	£120.90
24T368	Rectangular	1100W x 600D x 640H	£123.80	£120.90
24T369	Rectangular	1100W x 600D x 710H	£123.80	£120.90
24T370	Rectangular	1100W x 600D x 760H	£123.80	£120.90
24T371	Square	600W x 600D x 460H	£78.35	£76.50
24T372	Square	600W x 600D x 530H	£78.35	£76.50
24T373	Square	600W x 600D x 590H	£78.35	£76.50
24T374	Square	600W x 600D x 640H	£78.35	£76.50
24T375	Square	600W x 600D x 710H	£78.35	£76.50
24T376	Square	600W x 600D x 760H	£78.35	£76.50

• *Silver and White Frames are non-returnable

Laminate top colours:



Frame colours:



5 45mm Fully Welded Tables



Spray PU Edge



Our fully welded tables are available with a Spray PU edge which has a resilient, textured, hardwearing and waterproof finish.

CODE	DESCRIPTION	SIZE IN MM	PRICE 5+	PRICE 30+
24T377	Rectangular	1200W x 600D x 460H	£133.10	£129.90
24T378	Rectangular	1200W x 600D x 530H	£133.10	£129.90
24T379	Rectangular	1200W x 600D x 590H	£133.10	£129.90
24T380	Rectangular	1200W x 600D x 640H	£133.10	£129.90
24T381	Rectangular	1200W x 600D x 710H	£133.10	£129.90
24T382	Rectangular	1200W x 600D x 760H	£133.10	£129.90
24T383	Rectangular	1100W x 600D x 460H	£133.10	£129.90
24T384	Rectangular	1100W x 600D x 530H	£133.10	£129.90
24T385	Rectangular	1100W x 600D x 590H	£133.10	£129.90
24T386	Rectangular	1100W x 600D x 640H	£133.10	£129.90
24T387	Rectangular	1100W x 600D x 710H	£133.10	£129.90
24T388	Rectangular	1100W x 600D x 760H	£133.10	£129.90
24T389	Square	600W x 600D x 460H	£87.60	£85.55
24T390	Square	600W x 600D x 530H	£87.60	£85.55
24T391	Square	600W x 600D x 590H	£87.60	£85.55
24T392	Square	600W x 600D x 640H	£87.60	£85.55
24T393	Square	600W x 600D x 710H	£87.60	£85.55
24T394	Square	600W x 600D x 760H	£87.60	£85.55

• *Silver and White Frames are non-returnable


Laminate top colours:



Spray PU edge colours:



Frame colours:



10 EN Core Table



The EN Core table can be stacked up to 15 high for storage, is easily transportable, durable, lightweight and 100% recyclable. It can be used in multiple environments from classrooms to cafeterias and even exam halls.

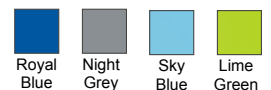
The table can offer you the flexibility for adaptable settings with the use of the EN Core connected (see accessories panel). Available in 6 heights to accompany the innovative EN One piece plastic chair. The table is tested to and supports up to 100kg and is compliant to EN1729 parts 1 & 2 and BS16139 level 2.

CODE	DESCRIPTION	SIZE IN MM	PRICE 14+
24T395	Size 1	768W x 600D x 460H	£49.50
24T396	Size 2	772W x 600D x 530H	£49.50
24T397	Size 3	776W x 600D x 590H	£49.50
24T398	Size 4	778W x 600D x 640H	£49.50
24T399	Size 5	782W x 600D x 710H	£49.50
24T400	Size 6	786W x 600D x 760H	£49.50

- Tabletop measures 600W x 600D
- Distance between legs is 626mm
- Made from 100% recyclable material
- For matching chairs see page 55



Table colours:



1 EN Core Table Accessories

Accessories available for the EN Core table include:

Pen grooves in a range of colours which easily slot into the side of the table, maximising workspace.


Connected, a linking socket which holds tables together securely and is easily removed.

Tray and tray runners to maximise under desk storage space.

Dolly to transport and hold up to 14 tables.

CODE	DESCRIPTION	PRICE
24ACC401	Pen Groove	£1.25
24ACC402	Connected	£13.75
24ACC403	A4 Tray runner	£11.25
24ACC404	A3 Tray runner	£11.25
24ACC405	Dolly - 14 table capacity	£133.50


• Trays not included



Pen Groove colour options



Connect colours:



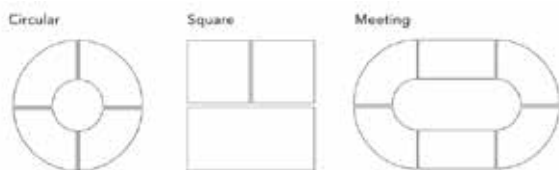


10 Equation™ Square Table

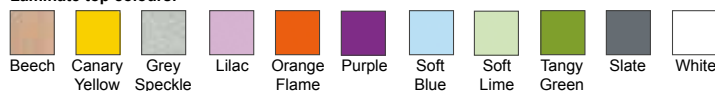
The Equation tables are a premium option manufactured with a 25mm laminate top, Duraform Spray PU edges and a stylish 32mm round tube frame with tamperproof fixings and height adjustable feet.

CODE	SIZE IN MM	PRICE 5+	PRICE 30+
24T406	600W x 600D	£94.00	£91.75
24T407	750W x 750D	£131.80	£128.75


- Available in 6 heights as shown on page 3
- Comes with a Duraform Spray PU edge
- *Silver and White Frames are non-returnable




Laminate top colours:



Spray PU edge colours:



Frame colours:

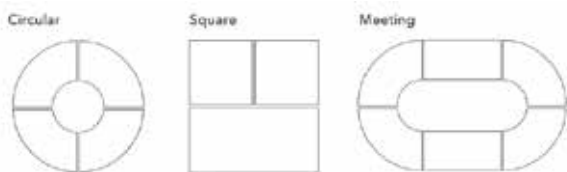


10 Equation™ Rectangular Table

The Equation tables are a premium option manufactured with a 25mm laminate top, Duraform Spray PU edges and a stylish 32mm round tube frame with tamperproof fixings and height adjustable feet.

CODE	SIZE IN MM	PRICE 5+	PRICE 30+
24T408	1100W x 550D	£137.10	£133.95
24T409	1200W x 600D	£140.00	£136.65
24T410	1500W x 750D	£223.10	£217.80

- Available in 6 heights as shown on page 3
- Comes with a Duraform Spray PU edge
- *Silver and White Frames are non-returnable



Laminate top colours:



Spray PU edge colours:



Frame colours:



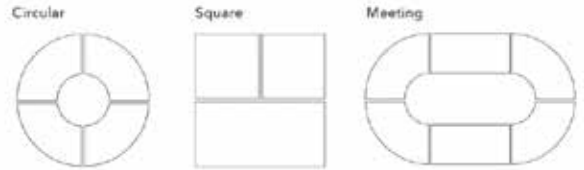
10 Equation™ Trapezoidal Table




The Equation tables are a premium option manufactured with a 25mm laminate top, Duraform Spray PU edges and a stylish 32mm round tube frame with tamperproof fixings and height adjustable feet.

CODE	SIZE IN MM	PRICE 5+	PRICE 30+
24T411	1100W x 550D	£141.60	£138.25
24T412	1200W x 600D	£144.25	£140.85


- Available in 6 heights as shown on page 3
- Comes with a Duraform Spray PU edge
- *Silver and White Frames are non-returnable




Laminate top colours:



Spray PU edge colours



Frame colours:



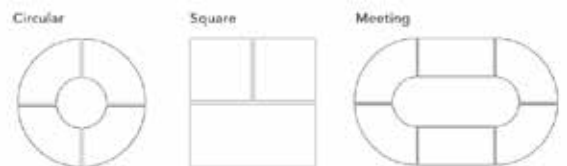
10 Equation™ Arc Table



The Equation tables are a premium option manufactured with a 25mm laminate top, Duraform Spray PU edges and a stylish 32mm round tube frame with tamperproof fixings and height adjustable feet.

CODE	SIZE IN MM	PRICE 5+	PRICE 30+
24T413	1490W x 600D	£316.50	£309.10


- 2100mm Diameter when 4 tables are placed together to make a circle
- Available in 6 heights as shown on page 3
- Comes with a Duraform Spray PU edge
- *Silver and White Frames are non-returnable




Laminate top colours:



Spray PU edge colours



Frame colours:



10 Equation™ Semi Circular Table

The Equation tables are a premium option manufactured with a 25mm laminate top, Duraform Spray PU edges and a stylish 32mm round tube frame with tamperproof fixings and height adjustable feet.

CODE	SIZE IN MM	PRICE 5+	PRICE 30+
24T414	1100W x 550D	£135.40	£132.20
24T415	1200W x 600D	£146.95	£143.45

- Available in 6 heights as shown on page 3
- Comes with a Duraform Spray PU edge
- *Silver and White Frames are non-returnable



Laminate top colours:



Spray PU edge colours:



Frame colours:

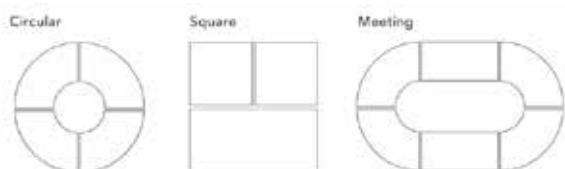


10 Equation™ Circular Table

The Equation tables are a premium option manufactured with a 25mm laminate top, Duraform Spray PU edges and a stylish 32mm round tube frame with tamperproof fixings and height adjustable feet.

CODE	SIZE IN MM	PRICE 5+	PRICE 30+
24T416	1100D	£250.70	£244.75
24T417	1200D	£261.20	£255.00

- Available in 6 heights as shown on page 3
- Comes with a Duraform Spray PU edge
- *Silver and White Frames are non-returnable



Laminate top colours:



Spray PU edge colours:



Frame colours:



10 Equation™ Segga Table



The Equation tables are a premium option manufactured with a 18mm laminate top, Duraform Spray PU edges and a stylish 32mm round tube frame with tamperproof fixings and height adjustable feet.


The unique segment shape allows you to configure a variety of table layouts for flexible learning.

CODE	SIZE IN MM	PRICE 5+	PRICE 30+
24T418	755W x 660D	£107.25	£104.60


- 1635mm Diameter when 6 tables are placed together to make a circle
- Available in 6 heights as shown on page 3
- Comes with strong Duraform Spray PU edges
- *Silver and White Frames are non-returnable




Laminate top colours:



Spray PU edge colours



Frame colours:



10 Equation™ Connect Table



The Equation tables are a premium option manufactured with a 18mm laminate top, Duraform Spray PU edges and a stylish 32mm round tube frame with tamperproof fixings and height adjustable feet.

The unique shape allows you to configure a variety of table layouts for flexible learning.

CODE	SIZE IN MM	PRICE 5+	PRICE 30+
24T419	940W x 890D	£132.00	£128.85

- Available in 6 heights as shown on page 3
- Comes with strong Duraform Spray PU edges
- *Silver and White Frames are non-returnable



Laminate top colours:



Spray PU edge colours



Frame colours:



10 Equation™ Leaf Table

The Equation tables are a premium option manufactured with a 25mm laminate top, Duraform Spray PU edges and a stylish 32mm round tube frame with tamperproof fixings and height adjustable feet.

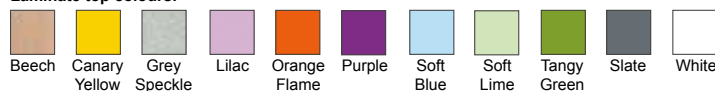
The unique leaf shape allows you to configure a variety of table layouts for flexible learning.

CODE	SIZE IN MM	PRICE 5+	PRICE 30+
24T420	1220W x 875D	£149.40	£145.85

- 1750mm Diameter when 4 tables are placed together to make a circle
- Available in 6 heights as shown on page 3
- Comes with strong Duraform Spray PU edges
- *Silver and White Frames are non-returnable




Laminate top colours:



Spray PU edge colours



Frame colours:



10 Equation™ Jewel Table

The Equation tables are a premium option manufactured with a 25mm laminate top, Duraform Spray PU edges and a stylish 32mm round tube frame with tamperproof fixings and height adjustable feet.

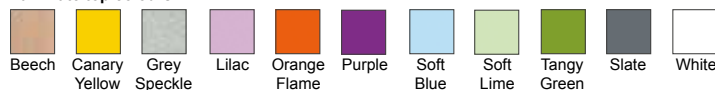
The unique jewel shape allows you to configure a variety of table layouts for flexible learning.

CODE	SIZE IN MM	PRICE 5+	PRICE 30+
24T421	1440W x 866D	£219.65	£214.45

- 1730mm Diameter when 3 tables are placed together to make a circle
- Available in 6 heights as shown on page 3
- Comes with strong Duraform Spray PU edges
- *Silver and White Frames are non-returnable




Laminate top colours:



Spray PU edge colours



Frame colours:



1 Classline Folding Exam Desks



The Classline folding exam desk comes with a durable 16mm MDF top finished with a wipe clean laminate. It comes with a pen groove, a bullnosed edge, rounded corners and a Black folding frame with plastic feet to protect floors. Solid Steel support clips hold the frame securely to prevent wobbling.

CODE	DESCRIPTION	SIZE IN MM	PRICE 50+	PRICE 100+
24D422	Folding Exam Desk	600W x 450D x 730H	£22.75	£22.25
24D423	Folding Exam Desk	600W x 600D x 730H	£22.75	£22.25
24TR424	25 Capacity Trolley			£185.25
24TR425	40 Capacity Trolley			£189.95
24PK426	25 Desks and Trolley	600W x 600D x 730H		£742.25
24PK427	40 Desks and Trolley	600W x 600D x 730H		£1093.50

- For smaller or larger quantities, price on request
- Grey top available on 600W x 600D option only

Top colours:



Frame:



1 Classline Plus Folding Exam Desk



The Classline folding exam desk comes with a Beech 18mm MDF top which slopes slightly for better ergonomics. It comes with a pen groove, a bullnosed edge and a thicker gauge 22mm diameter Black leg frame. The safety bar feature assists in placing the tables for use and stowing for storage.

CODE	DESCRIPTION	SIZE IN MM	PRICE 50+	PRICE 100+
24D428	Folding Exam Desk	600W x 600D x 710H	£26.40	£25.80
24TR429	24 Capacity Trolley			£235.00
24TR430	40 Capacity Trolley			£240.00
24PK431	24 Desks and Trolley	600W x 600D x 710H		£862.50
24PK432	40 Desks and Trolley	600W x 600D x 710H		£1293.75

- For smaller quantities, price on request

Top:



Frame:



2 Titan Exam Desk



The Titan one piece recyclable, injection moulded polypropylene desks come with a unique 'snapping' lock mechanism, have an extra strong oval steel frame and a pen groove.

CODE	DESCRIPTION	SIZE IN MM	PRICE 50+	PRICE 100+
24D433	Folding Exam Desk	600W x 600D x 710H	£39.70	£38.75
24TR434	Trolley for 40 desks	1267W x 600D x 473H		£269.75

- For smaller quantities, price on request
- 20 capacity Trolley available, price on request



Top colours:



Frame:



5 Premium Folding Exam Desk

Our Premium folding exam desk comes with an 18mm Beech laminate top with a pen groove and an MDF bullnose polished and lacquered edge.

CODE	DESCRIPTION	SIZE IN MM	PRICE 5+	PRICE 30+
24D435	Folding Exam Desk	600W x 600D x 710H	£36.25	£35.35
24TR436	24 Capacity Trolley		£157.95	
24PK437	24 Desks and Trolley	600W x 600D x 710H	£991.70	

• *Silver and White Frames are non-returnable



Top:  Beech

Frame colours:  Black  Grey  Charcoal  Duraform  Silver*  White*

5 Premium Folding Skid Base Exam Desk

Our Premium folding, skid base framed exam desk comes with an 18mm Beech laminate top with a pen groove and an MDF bullnose polished and lacquered edge.

CODE	DESCRIPTION	SIZE IN MM	PRICE 5+	PRICE 30+
24D438	Folding Exam Desk	600W x 600D x 710H	£38.80	£37.85
24TR439	24 Capacity Trolley		£157.95	
24PK440	24 Desks and Trolley	600W x 600D x 710H	£1050.35	

• *Silver and White Frames are non-returnable



Top:  Beech

Frame colours:  Black  Grey  Charcoal  Duraform  Silver*  White*


5 Premium Stacking Zimmer Desk


Our Premium stacking exam desk comes with a zimmer frame, an 18mm Beech laminate top with a pen groove and an MDF bullnose polished and lacquered edge.

CODE	DESCRIPTION	SIZE IN MM	PRICE 5+	PRICE 30+
24D441	Exam Desk	600W x 500D x 710H	£43.20	£42.15

• *Silver and White Frames are non-returnable



Top:  Beech

Frame colours:  Black  Grey  Charcoal  Duraform  Silver*  White*

5 Z Frame Tables




These heavy duty Z frame tables are designed with thick steel legs with a strengthening bar between them. The steel rectangular section legs are 25mm x 50mm. The tables come with an 18mm MDF high pressure laminate top and an MDF edge.


CODE	DESCRIPTION	SIZE IN MM	PRICE 10+	PRICE 30+
24T442	Square	600W x 600D x 710H	£106.25	£93.75
24T443	Rectangular	1100W x 550D x 710H	£131.65	£116.10
24T444	Rectangular	1200W x 600D x 710H	£131.65	£116.10

- Made to order and non-returnable

Laminate top colours:



Frame colours:



5 Cantilever Frame Tables




These heavy duty Cantilever frame tables are designed with thick steel legs with a strengthening bar between them. The steel rectangular section legs are 25mm x 50mm. The tables come with an 18mm MDF high pressure laminate top and an MDF edge.


CODE	DESCRIPTION	SIZE IN MM	PRICE 10+	PRICE 30+
24T445	Square	600W x 600D x 710H	£106.25	£93.75
24T446	Rectangular	1100W x 550D x 710H	£131.65	£116.10
24T447	Rectangular	1200W x 600D x 710H	£131.65	£116.10

- Made to order and non-returnable

Laminate top colours:



Frame colours:



5 Euro Cantilever Frame Tables



Size	Age	Height
1	3-4	460mm
2	4-6	530mm
3	6-8	590mm
4	8-11	640mm
5	11-14	710mm
6	14+	760mm

The Euro tables come with solid 25mm MDF tops with a high pressure laminate in a range of colours as shown below. The tables come with a 50 by 25mm steel tube frame.


CODE	DESCRIPTION	SIZE IN MM	PRICE 5+	PRICE 30+
24T448	Single	600W x 600D	£104.45	£101.95
24T449	Double	1200W x 600D	£146.25	£142.80
24T450	Double	1500W x 750D	£222.10	£216.80

- Available with a Spray PU edge, price on request
- *Silver and White Frames are non-returnable

Laminate top colours:



Frame colours:



5 Single Study Desks

Our new flat top Study Desks are the perfect solution to social distancing in the classroom. Textbooks and pencils can be put away, preventing cross contamination. This study desk will look the part in any classroom. Constructed using an epoxy coated chunky metal frame which is 40mm x 40mm and comes with a durable 18mm solid wood MDF top in a choice of 5 wood finishes.

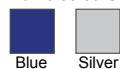
CODE	DESCRIPTION	SIZE IN MM	PRICE 5+
24D451	Size 4	610W x 540D x 640H	£162.90
24D452	Size 5	610W x 540D x 710H	£162.90
24D453	Size 6	610W x 540D x 760H	£162.90



Top Colours:



Frame colours:



2 Single Wooden Locker Desks

These single locker desks come with a solid Beech frame and Beech veneered tops finished in Hygienilac TM wood lacquer. The mortise and tenon joints are glued and pinned for extra strength.

CODE	DESCRIPTION	SIZE IN MM	PRICE 5+
24D454	Single	620W x 450D x 650H	£162.50
24D455	Single	620W x 450D x 710H	£162.50
24D456	Single	620W x 450D x 760H	£162.50

- Locker section is 120mm deep
- Width between legs is 490mm



Colour option:



Beech

2 Double Wooden Locker Desks

These double locker desks come with a solid Beech frame and Beech veneered tops finished in Hygienilac TM wood lacquer. The mortise and tenon joints are glued and pinned for extra strength.

CODE	DESCRIPTION	SIZE IN MM	PRICE 5+
24D457	Double	1110W x 450D x 650H	£262.50
24D458	Double	1110W x 450D x 710H	£262.50
24D459	Double	1110W x 450D x 760H	£262.50

- Locker section is 120mm deep
- Width between legs is 980mm



Colour option:



Beech

5 H Frame Fully Welded Tables



This fully welded H frame table is made with a standard 25mm square steel tube frame and comes with an 18mm high pressure laminate top and MDF edge.

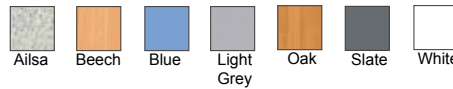
CODE	SIZE IN MM	PRICE 5+	PRICE 30+
24T460	1200W x 600D	£146.35	£142.90
24T461	1200W x 750D	£160.50	£156.70
24T462	1500W x 750D	£241.80	£236.10

• *Silver and White Frames are non-returnable


 **MADE IN THE UK**

TABLE HEIGHTS:
760mm, 800mm, 850mm, 900mm, 950mm

Laminate top colours:



Frame colours:



5 H Frame Crushbent Tables



This crushbent H frame table is made with a chunky 30mm square steel tube frame and comes with an 18mm high pressure laminate top and MDF edge.

CODE	SIZE IN MM	PRICE 5+	PRICE 30+
24T463	1200W x 600D	£146.35	£142.90
24T464	1200W x 750D	£160.50	£156.70
24T465	1500W x 750D	£241.80	£236.10

• *Silver and White Frames are non-returnable


 **MADE IN THE UK**

TABLE HEIGHTS:
760mm, 800mm, 850mm, 900mm, 950mm

Laminate top colours:



Frame colours:



10 H Frame Premium Tables



This chunky 45mm round tube H frame table is fully welded and comes with an 18mm high pressure laminate top and MDF edge.

CODE	SIZE IN MM	PRICE 5+	PRICE 30+
24T466	1200W x 600D	£208.70	£203.75
24T467	1200W x 750D	£224.65	£219.35
24T468	1500W x 750D	£265.35	£259.10

• *Silver and White Frames are non-returnable


 **MADE IN THE UK**

TABLE HEIGHTS:
760mm, 800mm, 850mm, 900mm, 950mm

Laminate top colours:



Frame colours:



5 H Frame Fully Welded Tables

This fully welded H frame table is made with a standard 25mm square steel tube frame and comes with an 16mm thick hardwearing Trespa top.

CODE	SIZE IN MM	PRICE 5+	PRICE 30+
24T469	1200W x 600D	£289.45	£282.60
24T470	1200W x 750D	£426.00	£415.90
24T471	1500W x 750D	£455.80	£445.00

• *Silver and White Frames are non-returnable

 **MADE IN THE UK**




TABLE HEIGHTS:
760mm, 800mm, 850mm, 900mm, 950mm

Speckled Trespa top colours:



Frame colours:



5 H Frame Crushbent Tables

This crushbent H frame table is made with a chunky 30mm square steel tube frame and comes with an 16mm thick hardwearing Trespa top.

CODE	SIZE IN MM	PRICE 5+	PRICE 30+
24T472	1200W x 600D	£289.49	£282.60
24T473	1200W x 750D	£426.00	£415.90
24T474	1500W x 750D	£455.80	£445.00

• *Silver and White Frames are non-returnable

 **MADE IN THE UK**




TABLE HEIGHTS:
760mm, 800mm, 850mm, 900mm, 950mm

Speckled Trespa top colours:



Frame colours:



10 H Frame Premium Tables

This chunky 45mm round tube H frame table is fully welded and comes with an 16mm thick hardwearing Trespa top.

CODE	SIZE IN MM	PRICE 5+	PRICE 30+
24T475	1200W x 600D	£405.25	£395.65
24T476	1200W x 750D	£547.45	£534.50
24T477	1500W x 750D	£589.75	£575.80

• *Silver and White Frames are non-returnable

 **MADE IN THE UK**



TABLE HEIGHTS:
760mm, 800mm, 850mm, 900mm, 950mm

Speckled Trespa top colours:



Frame colours:



5 Inspire Height Adjustable Desks

Solid 18mm MDF tops with a high pressure laminate



Oval shaped height adjustable legs from 512-805mm

The Inspire height adjustable desks come with an 18mm thick MDF laminate top with a Silver height adjustable frame only. Available with a crank handle which can be inserted either on the left or right hand side of the desk with an easy to use tamperproof mechanism.

CODE	DESCRIPTION	SIZE IN MM	PRICE
24D478	Single Desk MDF Edge	700W x 600D x 512-805H	£374.75
24D479	Double Desk MDF Edge	1200W x 600D x 512-805H	£421.25
24D480	Single Desk Spray PU Edge	700W x 600D x 512-805H	£384.95
24D481	Double Desk Spray PU Edge	1200W x 600D x 512-805H	£431.50

CODE	DESCRIPTION	PRICE
24ACC482	Single Cableport	£4.50
24ACC483	Double Cableport	£8.95

• Cable portholes must be requested at time of order



Side crank handle



Height guide


Laminate top colours:



MDF Edge:



Spray PU edge colours:



Frame:



5 Inspire Plus Height Adjustable Desks

18mm MDF top with a high pressure laminate



Sit to stand height adjustment from 730mm to 1200mm

The Inspire height adjustable desks come with an 18mm thick MDF laminate top with a Black height adjustable frame only. Available with a crank handle which can be inserted either on the left or right hand side of the desk with an easy to use tamperproof mechanism.

CODE	DESCRIPTION	SIZE IN MM	PRICE
24D484	1200W Desk MDF Edge	1200W x 600D x 730-1200H	£459.75
24D485	1500W Desk MDF Edge	1500W x 750D x 730-1200H	£561.50
24D486	1200W Desk Spray PU Edge	1200W x 600D x 730-1200H	£468.95
24D487	1500W Desk Spray PU Edge	1500W x 750D x 730-1200H	£570.75

CODE	DESCRIPTION	PRICE
24ACC488	Single Cableport	£4.50
24ACC489	Double Cableport	£8.95

• Cable portholes must be requested at time of order



Porthole example



Side crank handle example


Laminate top colours:



MDF Edge:



Spray PU edge colours:



Frame:



5 Giorgian Volt Electric Adjustable Desks

The Giorgian Volt electric height adjustable desking range comes with a 25mm top and a 2mm edging. The desk height adjustment is operated by a digital controller with memory presets and a USB charging port. The controller can be situated under the desktop on either the left or right hand side. The 3 stage dual motor comes with a soft start and stop. The wood finishes are resistant to heat, staining and scratching. All steelwork is 16 gauge.



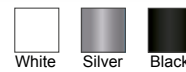
CODE	DESCRIPTION	SIZE IN MM	PRICE
24D494	Rectangular Desk	1200W x 800D x 620-1280H	£555.25
24D495	Rectangular Desk	1400W x 800D x 620-1280H	£568.50
24D496	Rectangular Desk	1600W x 800D x 620-1280H	£581.75
24D497	Rectangular Desk	1800W x 800D x 620-1280H	£594.95

- Height adjustment from 620 - 1280mm
- Desktop movement of 35mm per second
- 5 year guarantee on electric components
- 10 year guarantee on wooden components
- *NEW Dijon Walnut available from September 2024

Top colours:



Frame colours:



5 Giorgian Volt Electric Adjustable Desks

The Giorgian Volt J shape option comes with the controller on the straight edge.



CODE	DESCRIPTION	SIZE IN MM	PRICE
24D498	Left Hand	1200W x 1200D x 800D x 600W x 620-1280H	£867.95
24D499	Right Hand	1200W x 1200D x 800D x 600W x 620-1280H	£867.95
24D500	Left Hand	1400W x 1200D x 800D x 600W x 620-1280H	£885.75
24D501	Right Hand	1400W x 1200D x 800D x 600W x 620-1280H	£885.75
24D502	Left Hand	1600W x 1200D x 800D x 600W x 620-1280H	£903.95
24D503	Right Hand	1600W x 1200D x 800D x 600W x 620-1280H	£903.95
24D504	Left Hand	1800W x 1200D x 800D x 600W x 620-1280H	£922.25
24D505	Right Hand	1800W x 1200D x 800D x 600W x 620-1280H	£922.25

- Height adjustment from 620 - 1280mm
- Desktop movement of 35mm per second
- 5 year guarantee on electric components
- 10 year guarantee on wooden components
- *NEW Dijon Walnut available from September 2024

Top colours:



Frame colours:



5 Accessories

Modesty panels and cable trays are available if required for all the Volt adjustable desks.

CODE	DESCRIPTION	SIZE IN MM	PRICE
24ACC506	Metal Cable Tray	1200W	£29.75
24ACC507	Metal Cable Tray	1400W	£31.75
24ACC508	Metal Cable Tray	1600W	£34.75
24ACC509	Metal Cable Tray	1800W	£38.50

24ACC510	Wooden Modesty Panel	1200W x 395H	£86.50
24ACC511	Wooden Modesty Panel	1400W x 395H	£90.95
24ACC512	Wooden Modesty Panel	1600W x 395H	£94.75
24ACC513	Wooden Modesty Panel	1800W x 395H	£98.50



Cable Tray colours:



Top colours:



10 Classline Traditional Teachers Desks



Traditional straight leg Teachers Desk with an 18mm top, 2mm PVC edging and 2 cable ports. The wood finishes are resistant to heat, staining and scratching.


CODE	DESCRIPTION	SIZE IN MM	PRICE
24D514	Teachers Desk	1200W x 800D x 733H	£140.25
24D515	Teachers Desk	1400W x 800D x 733H	£150.25
24D516	Teachers Desk	1600W x 800D x 733H	£167.25
24D517	Teachers Desk	1800W x 800D x 733H	£208.95

- *Handles not available in Bronze or Anthracite
- *NEW Dijon Walnut available from September 2024

Top colours:



Frame colours:



10 Classline Traditional Pedestals



This range of pedestals come with a 25mm top. The wood finishes are resistant to heat, staining and scratching, come in a range of colours and are supplied with silver handles as standard.

CODE	DESCRIPTION	SIZE IN MM	PRICE
24P518	2 Drawer Low Mobile	438W x 605D x 595H	£164.75
24P519	3 Drawer Low Mobile	438W x 605D x 595H	£164.75
24P520	2 Drawer Mobile Under Desk	438W x 550D x 635H	£188.00
24P521	3 Drawer Mobile Under Desk	438W x 550D x 635H	£188.00
24P522	4 Drawer Mobile Under Desk	438W x 550D x 635H	£188.00
24P523	2 Drawer Narrow Under Desk	310W x 550D x 635H	£182.95
24P524	3 Drawer Narrow Under Desk	310W x 550D x 635H	£182.95
24P525	4 Drawer Narrow Under Desk	310W x 550D x 635H	£182.95

- *NEW Dijon Walnut available from September 2024

Top colours:



10 Classline Traditional Teachers Desks



Traditional straight leg Teachers Desk with an 18mm top, 2mm PVC edging and 2 cable ports. The wood finishes are resistant to heat, staining and scratching. Supplied with a fixed 2 drawer pedestal.


CODE	DESCRIPTION	SIZE IN MM	PRICE
24D526	Desk & 2 Drawer Pedestal	1200W x 800D x 733H	£292.75
24D527	Desk & 2 Drawer Pedestal	1400W x 800D x 733H	£297.25
24D528	Desk & 2 Drawer Pedestal	1600W x 800D x 733H	£313.50
24D529	Desk & 2 Drawer Pedestal	1800W x 800D x 733H	£353.95

- Pedestals can be fixed on the left or right hand side
- *Handles not available in Bronze or Anthracite
- *NEW Dijon Walnut available from September 2024

Top colours:



Frame colours:



10 Classline Traditional Teachers Desks

Traditional straight leg Teachers Desk with an 18mm top, 2mm PVC edging and 2 cable ports. The wood finishes are resistant to heat, staining and scratching. Supplied with a fixed 3 drawer pedestal.


CODE	DESCRIPTION	SIZE IN MM	PRICE
24D530	Desk & 3 Drawer Pedestal	1200W x 800D x 733H	£292.75
24D531	Desk & 3 Drawer Pedestal	1400W x 800D x 733H	£297.25
24D532	Desk & 3 Drawer Pedestal	1600W x 800D x 733H	£313.50
24D533	Desk & 3 Drawer Pedestal	1800W x 800D x 733H	£353.95

- Pedestals can be fixed on the left or right hand side
- *Handles not available in Bronze or Anthracite
- *NEW Dijon Walnut available from September 2024

Top colours:



Frame colours:



10 Classline Traditional Teachers Desks

Traditional straight leg Teachers Desk with an 18mm top, 2mm PVC edging and 2 cable ports. The wood finishes are resistant to heat, staining and scratching. Supplied with a 2 and 3 drawer pedestal as standard. Please state at time of order if you would prefer matching pedestals.


CODE	DESCRIPTION	SIZE IN MM	PRICE
24D534	Desk & Double Pedestal	1600W x 800D x 733H	£399.50
24D535	Desk & Double Pedestal	1800W x 800D x 733H	£441.75

- *Handles not available in Bronze or Anthracite
- *NEW Dijon Walnut available from September 2024

Top colours:



Frame colours:



5 Inspire Teachers Desks

The Inspire teachers desks come with an 18mm laminate top, an MDF bullnose lacquered edge and a 25mm square tube, fully welded frame. The desks are available with a two or three drawer fixed pedestal and come in a range of colours and three height options as shown below.


CODE	DESCRIPTION	SIZE IN MM	PRICE
24D536	Desk & 2 Drawer Pedestal	1200W x 600D	£319.95
24D537	Desk & 3 Drawer Pedestal	1200W x 600D	£362.25

- Heights available: 710mm, 720mm or 760mm
- Spray PU edge available, price on request
- Crushbent option available, price on request
- *Silver and White Frames are non-returnable
- *Handles not available in Bronze or Anthracite

Laminate top colours:



Frame colours:



10 Single Bench Starter



The Georgian Budget single bench range is available in 2 depths with a straight 38mm square goalpost leg frame. The 25mm tops have a central scalloped edge along the back for easy cable management.


CODE	SIZE IN MM	PRICE
24BS538	1000W x 600D x 740H	£158.50
24BS539	1200W x 600D x 740H	£176.00
24BS540	1400W x 600D x 740H	£198.25
24BS541	1600W x 600D x 740H	£208.95
24BS542	1800W x 600D x 740H	£218.95
24BS543	1000W x 800D x 740H	£176.00
24BS544	1200W x 800D x 740H	£186.25
24BS545	1400W x 800D x 740H	£201.95
24BS546	1600W x 800D x 740H	£212.75
24BS547	1800W x 800D x 740H	£223.95

- 600mm deep benches take the 514D pedestals
- *Handles not available in Bronze or Anthracite
- *NEW Dijon Walnut available from September 2024

Top colours:



Frame colours:



10 Single Bench Add On



The Georgian Budget single bench range is available in 2 depths with a straight 38mm square goalpost leg frame. The 25mm tops have a central scalloped edge along the back for easy cable management.


CODE	SIZE IN MM	PRICE
24BS548	1000W x 600D x 740H	£141.95
24BS549	1200W x 600D x 740H	£158.50
24BS550	1400W x 600D x 740H	£178.75
24BS551	1600W x 600D x 740H	£186.75
24BS552	1800W x 600D x 740H	£198.25
24BS553	1000W x 800D x 740H	£158.50
24BS554	1200W x 800D x 740H	£167.25
24BS555	1400W x 800D x 740H	£181.75
24BS556	1600W x 800D x 740H	£192.50
24BS557	1800W x 800D x 740H	£201.25

- 600mm deep benches take the 514D pedestals
- *Handles not available in Bronze or Anthracite
- *NEW Dijon Walnut available from September 2024

Top colours:



Frame colours:



10 Accessories




CODE	DESCRIPTION	SIZE IN MM	PRICE
24ACC558	Metal Cable Tray	1000W	£27.75
24ACC559	Metal Cable Tray	1200W	£29.75
24ACC560	Metal Cable Tray	1400W	£31.75
24ACC561	Metal Cable Tray	1600W	£34.75
24ACC562	Metal Cable Tray	1800W	£38.50
24ACC563	Wooden Modesty Panel	1000W	£82.75
24ACC564	Wooden Modesty Panel	1200W	£86.50
24ACC565	Wooden Modesty Panel	1400W	£90.95
24ACC566	Wooden Modesty Panel	1600W	£94.75
24ACC567	Wooden Modesty Panel	1800W	£98.50

Top colours:



Cable tray colours:



10 Double Bench Starter

The Georgian Budget double bench range is available in 2 depths with a straight 38mm square goalpost leg frame. The 25mm tops have a central scalloped edge along the back for easy cable management.




CODE	SIZE IN MM	PRICE
24BS568	1000W x 1200D x 740H	£278.25
24BS569	1200W x 1200D x 740H	£309.25
24BS570	1400W x 1200D x 740H	£340.75
24BS571	1600W x 1200D x 740H	£346.50
24BS572	1800W x 1200D x 740H	£362.25
24BS573	1000W x 1600D x 740H	£313.50
24BS574	1200W x 1600D x 740H	£329.50
24BS575	1400W x 1600D x 740H	£344.50
24BS576	1600W x 1600D x 740H	£350.75
24BS577	1800W x 1600D x 740H	£365.95

- Cable trays and modesty panels on page 34
- 600mm deep benches take the 514D pedestals
- *Handles not available in Bronze or Anthracite
- *NEW Dijon Walnut available from September 2024

Top colours:



Frame colours:



10 Double Bench Add On

The Georgian Budget double bench range is available in 2 depths with a straight 38mm square goalpost leg frame. The 25mm tops have a central scalloped edge along the back for easy cable management.




CODE	SIZE IN MM	PRICE
24BS578	1000W x 1200D x 740H	£251.25
24BS579	1200W x 1200D x 740H	£277.75
24BS580	1400W x 1200D x 740H	£306.75
24BS581	1600W x 1200D x 740H	£311.75
24BS582	1800W x 1200D x 740H	£325.50
24BS583	1000W x 1600D x 740H	£282.75
24BS584	1200W x 1600D x 740H	£296.50
24BS585	1400W x 1600D x 740H	£309.75
24BS586	1600W x 1600D x 740H	£316.25
24BS587	1800W x 1600D x 740H	£329.50

- Cable trays and modesty panels on page 34
- 600mm deep benches take the 514D pedestals
- *Handles not available in Bronze or Anthracite
- *NEW Dijon Walnut available from September 2024

Top colours:



Frame colours:



10 Pedestals

CODE	DESCRIPTION	SIZE IN MM	PRICE
24P588	2 Drawer Mobile Shallow	438W x 514D x 635H	£188.00
24P589	3 Drawer Mobile Shallow	438W x 514D x 635H	£188.00
24P590	4 Drawer Mobile Shallow	438W x 514D x 635H	£188.00
24P591	2 Drawer Mobile Under Desk	438W x 550D x 635H	£188.00
24P592	3 Drawer Mobile Under Desk	438W x 550D x 635H	£188.00
24P593	4 Drawer Mobile Under Desk	438W x 550D x 635H	£188.00

- *NEW Dijon Walnut available from September 2024

Top colours:




10 Gianni Single Bench Starter



Top colours:



Frame colours:



The Georgian Gianni single bench range comes in 2 depths with a straight 50mm square goalpost leg frame.

CODE	SIZE IN MM	PRICE
24BS594	1000W x 600D x 740H	£286.50
24BS595	1200W x 600D x 740H	£298.50
24BS596	1400W x 600D x 740H	£309.75
24BS597	1600W x 600D x 740H	£329.50
24BS598	1800W x 600D x 740H	£334.95
24BS599	2000W x 600D x 740H	£343.95

24BS600	1000W x 800D x 740H	£302.95
24BS601	1200W x 800D x 740H	£312.25
24BS602	1400W x 800D x 740H	£318.75
24BS603	1600W x 800D x 740H	£331.95
24BS604	1800W x 800D x 740H	£335.75
24BS605	2000W x 800D x 740H	£352.00

- See page 35 for matching pedestals, 600mm deep benches can only take the 514D pedestals
- *Handles not available in Bronze or Anthracite
- *NEW Dijon Walnut available from September 2024


10 Gianni Single Bench Add On



Top colours:



Frame colours:



The Georgian Gianni single bench range comes in 2 depths with a straight 50mm square goalpost leg frame.

CODE	SIZE IN MM	PRICE
24BS606	1000W x 600D x 740H	£238.50
24BS607	1200W x 600D x 740H	£251.75
24BS608	1400W x 600D x 740H	£256.50
24BS609	1600W x 600D x 740H	£286.50
24BS610	1800W x 600D x 740H	£290.95
24BS611	2000W x 600D x 740H	£309.75

24BS612	1000W x 800D x 740H	£260.75
24BS613	1200W x 800D x 740H	£272.50
24BS614	1400W x 800D x 740H	£276.50
24BS615	1600W x 800D x 740H	£309.75
24BS616	1800W x 800D x 740H	£313.50
24BS617	2000W x 800D x 740H	£329.95

- See page 35 for matching pedestals, 600mm deep benches can only take the 514D pedestals
- *Handles not available in Bronze or Anthracite
- *NEW Dijon Walnut available from September 2024


10 Accessories



Top colours:



Frame colours:



CODE	DESCRIPTION	SIZE IN MM	PRICE
24ACC618	Metal Cable Tray	1000W	£27.75
24ACC619	Metal Cable Tray	1200W	£29.75
24ACC620	Metal Cable Tray	1400W	£31.75
24ACC621	Metal Cable Tray	1600W	£34.75
24ACC622	Metal Cable Tray	1800W	£38.50
24ACC623	Metal Cable Tray	2000W	£44.25

24ACC624	Wooden Modesty Panel	1000W	£82.75
24ACC625	Wooden Modesty Panel	1200W	£86.50
24ACC626	Wooden Modesty Panel	1400W	£90.95
24ACC627	Wooden Modesty Panel	1600W	£94.75
24ACC628	Wooden Modesty Panel	1800W	£98.50
24ACC629	Wooden Modesty Panel	2000W	£102.25

10 Gianni Double Bench Starter

The Giorgian Gianni double bench range comes in 2 depths with a straight 50mm square goalpost leg frame. The top is scalloped 10mm along the back edge for easy cable routing and two thumbwheels under the frame can be loosened allowing the desktop to slide forward for access to the cable tray, which comes as standard with double benching.

CODE	SIZE IN MM	PRICE
24BS630	1000W x 1200D x 740H	£446.75
24BS631	1200W x 1200D x 740H	£473.25
24BS632	1400W x 1200D x 740H	£480.75
24BS633	1600W x 1200D x 740H	£532.50
24BS634	1800W x 1200D x 740H	£542.50
24BS635	2000W x 1200D x 740H	£575.95
24BS636	1000W x 1600D x 740H	£489.50
24BS637	1200W x 1600D x 740H	£512.25
24BS638	1400W x 1600D x 740H	£520.50
24BS639	1600W x 1600D x 740H	£570.95
24BS640	1800W x 1600D x 740H	£575.95
24BS641	2000W x 1600D x 740H	£618.25


- See page 35 for matching pedestals, 600mm deep benches can only take the 514D pedestals
- *Handles not available in Bronze or Anthracite
- *NEW Dijon Walnut available from September 2024



Top colours:



Frame colours:



10 Gianni Double Bench Add On

The Giorgian Gianni double bench range comes in 2 depths with a straight 50mm square goalpost leg frame. The top is scalloped 10mm along the back edge for easy cable routing and two thumbwheels under the frame can be loosened allowing the desktop to slide forward for access to the cable tray, which comes as standard with double benching.

CODE	SIZE IN MM	PRICE
24BS642	1000W x 1200D x 740H	£373.50
24BS643	1200W x 1200D x 740H	£397.50
24BS644	1400W x 1200D x 740H	£405.75
24BS645	1600W x 1200D x 740H	£458.75
24BS646	1800W x 1200D x 740H	£464.95
24BS647	2000W x 1200D x 740H	£498.95
24BS648	1000W x 1600D x 740H	£393.00
24BS649	1200W x 1600D x 740H	£415.25
24BS650	1400W x 1600D x 740H	£422.00
24BS651	1600W x 1600D x 740H	£473.25
24BS652	1800W x 1600D x 740H	£478.75
24BS653	2000W x 1600D x 740H	£520.50


- See page 35 for matching pedestals, 600mm deep benches can only take the 514D pedestals
- *Handles not available in Bronze or Anthracite
- *NEW Dijon Walnut available from September 2024



Top colours:



Frame colours:



5 Standard Early Years Tables



Bright and attractive tables for early years and primary environments that come with a sturdy tubular frame. The tables have an 18mm MDF hardwearing laminate top and are supplied with matching top and frame colours, or a selection of colours which come with a Duraform Speckled Grey Frame.

CODE	DESCRIPTION	SIZE IN MM	PRICE 5+	PRICE 30+
24T654	Rectangular	1100W x 550D x 460H	£85.45	£83.40
24T655	Rectangular	1100W x 550D x 530H	£85.45	£83.40
24T656	Rectangular	1100W x 550D x 590H	£85.45	£83.40

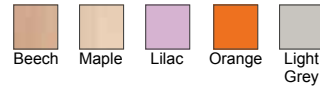
MADE IN THE UK

Size	Age	Table Height
1	3-4 yrs	460mm
2	4-6 yrs	530mm
3	6-8 yrs	590mm

Matching top & frame colours:



Laminate top colours:



Frame:



5 Standard Early Years Tables



Bright and attractive tables for early years and primary environments that come with a sturdy tubular frame. The tables have an 18mm MDF hardwearing laminate top and are supplied with matching top and frame colours, or a selection of colours which come with a Duraform Speckled Grey Frame.

CODE	DESCRIPTION	SIZE IN MM	PRICE 5+	PRICE 30+
24T657	Trapezoidal	1100W x 550D x 460H	£88.30	£86.20
24T658	Trapezoidal	1100W x 550D x 530H	£88.30	£86.20
24T659	Trapezoidal	1100W x 550D x 590H	£88.30	£86.20

MADE IN THE UK

Size	Age	Table Height
1	3-4 yrs	460mm
2	4-6 yrs	530mm
3	6-8 yrs	590mm

Matching top & frame colours:



Laminate top colours:



Frame:



5 Standard Early Years Tables



Bright and attractive tables for early years and primary environments that come with a sturdy tubular frame. The tables have an 18mm MDF hardwearing laminate top and are supplied with matching top and frame colours, or a selection of colours which come with a Duraform Speckled Grey Frame.

CODE	DESCRIPTION	SIZE IN MM	PRICE 5+	PRICE 30+
24T660	Circular	1100W x 1100D x 460H	£128.70	£125.65
24T661	Circular	1100W x 1100D x 530H	£128.70	£125.65
24T662	Circular	1100W x 1100D x 590H	£128.70	£125.65

• For Pen Pot Tops see page 44

MADE IN THE UK

Size	Age	Table Height
1	3-4 yrs	460mm
2	4-6 yrs	530mm
3	6-8 yrs	590mm

Matching top & frame colours:



Laminate top colours:



Frame:



10 Chunky Early Years Tables

These Chunky nursery tables are fully welded with a stylish, 45mm chunky tubular frame and an 18mm MDF hard wearing laminate top. Supplied with matching top and frame colour, or a selection of colours which come with a Duraform Speckled Grey Frame only.

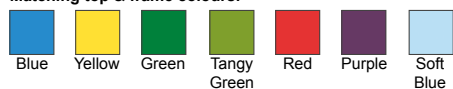
CODE	DESCRIPTION	SIZE IN MM	PRICE 5+	PRICE 30+
24T663	Rectangular	1100W x 550D x 460H	£108.80	£106.20
24T664	Rectangular	1100W x 550D x 530H	£108.80	£106.20
24T665	Rectangular	1100W x 550D x 590H	£108.80	£106.20

 **MADE IN THE UK**

Size	Age	Table Height
1	3-4 yrs	460mm
2	4-6 yrs	530mm
3	6-8 yrs	590mm



Matching top & frame colours:



Laminate top colours:



Frame:



10 Chunky Early Years Tables

These Chunky nursery tables are fully welded with a stylish, 45mm chunky tubular frame and an 18mm MDF hard wearing laminate top. Supplied with matching top and frame colour, or a selection of colours which come with a Duraform Speckled Grey Frame only.

CODE	DESCRIPTION	SIZE IN MM	PRICE 5+	PRICE 30+
24T666	Trapezoidal	1100W x 550D x 460H	£113.85	£111.20
24T667	Trapezoidal	1100W x 550D x 530H	£113.85	£111.20
24T668	Trapezoidal	1100W x 550D x 590H	£113.85	£111.20

 **MADE IN THE UK**

Size	Age	Table Height
1	3-4 yrs	460mm
2	4-6 yrs	530mm
3	6-8 yrs	590mm



Matching top & frame colours:



Laminate top colours:



Frame:



10 Chunky Early Years Tables

These Chunky nursery tables are fully welded with a stylish, 45mm chunky tubular frame and an 18mm MDF hard wearing laminate top. Supplied with matching top and frame colour, or a selection of colours which come with a Duraform Speckled Grey Frame only.

CODE	DESCRIPTION	SIZE IN MM	PRICE 5+	PRICE 30+
24T669	Circular	1100W x 1100D x 460H	£152.95	£149.35
24T670	Circular	1100W x 1100D x 530H	£152.95	£149.35
24T671	Circular	1100W x 1100D x 590H	£152.95	£149.35

• For Pen Pot Tops see page 44

 **MADE IN THE UK**

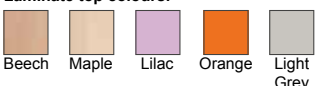
Size	Age	Table Height
1	3-4 yrs	460mm
2	4-6 yrs	530mm
3	6-8 yrs	590mm



Matching top & frame colours:



Laminate top colours:



Frame:



5 Enviro Early Years Tables

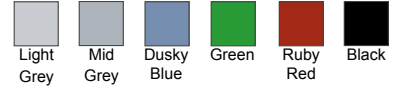


Size	Age	Table Height
1	3-4 yrs	460mm
2	4-6 yrs	530mm
3	6-8 yrs	590mm
4	8-11 yrs	640mm

Laminate top colours:



Edge colours:



The Enviro early years range is produced using wipe clean laminate in a selection of vibrant colours with a hard wearing, heat-sealed ABS edge and aluminium frame and legs. Delivered flat packed for simple self assembly.

CODE	DESCRIPTION	SIZE IN MM	PRICE 1-4	PRICE 5+
24T672	Rectangular	1200L x 600W	£148.70	£139.45

MADE IN THE UK

5 Enviro Early Years Tables

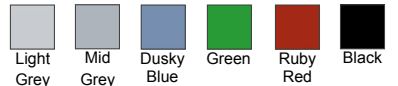


Size	Age	Table Height
1	3-4 yrs	460mm
2	4-6 yrs	530mm
3	6-8 yrs	590mm
4	8-11 yrs	640mm

Laminate top colours:



Edge colours:



The Enviro early years range is produced using wipe clean laminate in a selection of vibrant colours with a hard wearing, heat-sealed ABS edge and aluminium frame and legs. Delivered flat packed for simple self assembly.

CODE	DESCRIPTION	SIZE IN MM	PRICE 1-4	PRICE 5+
24T673	Trapezoidal	1400L x 560W	£156.80	£147.00

MADE IN THE UK

5 Enviro Early Years Tables

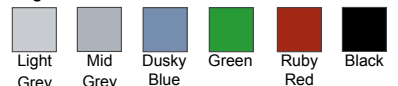


Size	Age	Table Height
1	3-4 yrs	460mm
2	4-6 yrs	530mm
3	6-8 yrs	590mm
4	8-11 yrs	640mm

Laminate top colours:



Edge colours:



The Enviro early years range is produced using wipe clean laminate in a selection of vibrant colours with a hard wearing, heat-sealed ABS edge and aluminium frame and legs. Delivered flat packed for simple self assembly.

CODE	DESCRIPTION	SIZE IN MM	PRICE 1-4	PRICE 5+
24T674	Circular	1200D	£207.00	£194.35

MADE IN THE UK

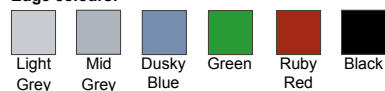
5 Enviro Early Years Table

The Enviro early years range is produced using wipe clean laminate in a selection of vibrant colours with a hard wearing, heat-sealed ABS edge and aluminium frame and legs. Delivered flat packed for simple self assembly.

CODE	DESCRIPTION	SIZE IN MM	PRICE 1-4	PRICE 5+
24T675	Bean	1400L x 750W	£157.15	£147.30

 **MADE IN THE UK**

Edge colours:



Laminate top colours:



Size	Age	Table Height
1	3-4 yrs	460mm
2	4-6 yrs	530mm
3	6-8 yrs	590mm
4	8-11 yrs	640mm

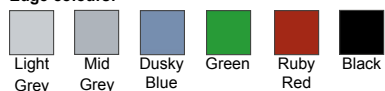
5 Enviro Early Years Table

The Enviro early years range is produced using wipe clean laminate in a selection of vibrant colours with a hard wearing, heat-sealed ABS edge and aluminium frame and legs. Delivered flat packed for simple self assembly.

CODE	DESCRIPTION	SIZE IN MM	PRICE 1-4	PRICE 5+
24T676	Daisy	1200D	£215.70	£202.25

 **MADE IN THE UK**

Edge colours:



Laminate top colours:



Size	Age	Table Height
1	3-4 yrs	460mm
2	4-6 yrs	530mm
3	6-8 yrs	590mm
4	8-11 yrs	640mm

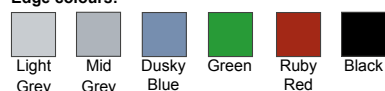
5 Enviro Early Years Table

The Enviro early years range is produced using wipe clean laminate in a selection of vibrant colours with a hard wearing, heat-sealed ABS edge and aluminium frame and legs. Delivered flat packed for simple self assembly.

CODE	DESCRIPTION	SIZE IN MM	PRICE 1-4	PRICE 5+
24T677	Keyhole	1500D	£286.10	£268.20

 **MADE IN THE UK**

Edge colours:



Laminate top colours:



Size	Age	Table Height
1	3-4 yrs	460mm
2	4-6 yrs	530mm
3	6-8 yrs	590mm
4	8-11 yrs	640mm

5 Adjustable Height Tables



Size	Age	Table Height
0	2-3 yrs	400mm
1	3-4 yrs	460mm
2	4-6 yrs	530mm
3	6-8 yrs	590mm
4	8-11 yrs	640mm

These unique tables feature oval shaped legs which are adjustable with an allen key. The tables come with a premium 25mm thick top, a hardwearing Spray PU edge and are supplied with matching top and frame colours, or a selection of colours which come with a Duraform Speckled Grey Frame.

CODE	DESCRIPTION	SIZE IN MM	PRICE 2+
24T678	Rectangular Table	1200W x 600D	£228.35

MADE IN THE UK

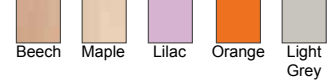
Matching top & leg colours:



Spray PU edge colours:



Laminate top colours:



5 Adjustable Height Tables



Size	Age	Table Height
0	2-3 yrs	400mm
1	3-4 yrs	460mm
2	4-6 yrs	530mm
3	6-8 yrs	590mm
4	8-11 yrs	640mm

These unique tables feature oval shaped legs which are adjustable with an allen key. The tables come with a premium 25mm thick top, a hardwearing Spray PU edge and are supplied with matching top and frame colours, or a selection of colours which come with a Duraform Speckled Grey Frame.


CODE	DESCRIPTION	SIZE IN MM	PRICE 2+
24T679	Trapezoidal Table	1200W x 600D	£230.95

MADE IN THE UK

Matching top & leg colours:



Spray PU edge colours:



Laminate top colours:



5 Adjustable Height Tables



Size	Age	Table Height
0	2-3 yrs	400mm
1	3-4 yrs	460mm
2	4-6 yrs	530mm
3	6-8 yrs	590mm
4	8-11 yrs	640mm

These unique tables feature oval shaped legs which are adjustable with an allen key. The tables come with a premium 25mm thick top, a hardwearing Spray PU edge and are supplied with matching top and frame colours, or a selection of colours which come with a Duraform Speckled Grey Frame.

CODE	DESCRIPTION	SIZE IN MM	PRICE 2+
24T680	Semi-Circular Table	1200W x 600D	£240.10

MADE IN THE UK

Matching top & leg colours:



Spray PU edge colours:



Laminate top colours:



5 Adjustable Height Tables

These unique tables feature oval shaped legs which are adjustable with an allen key. The tables come with a premium 25mm thick top, a hardwearing Spray PU edge and are supplied with matching top and frame colours, or a selection of colours which come with a Duraform Speckled Grey Frame.

CODE	DESCRIPTION	SIZE IN MM	PRICE 2+
24T681	Circular Table	1200D	£339.20

 **MADE IN THE UK**


Matching top & leg colours:



Laminate top colours:



Spray PU edge colours:



Size	Age	Table Height
0	2-3 yrs	400mm
1	3-4 yrs	460mm
2	4-6 yrs	530mm
3	6-8 yrs	590mm
4	8-11 yrs	640mm

5 Adjustable Height Tables

These unique tables feature oval shaped legs which are adjustable with an allen key. The tables come with a premium 25mm thick top, a hardwearing Spray PU edge and are supplied with matching top and frame colours, or a selection of colours which come with a Duraform Speckled Grey Frame.

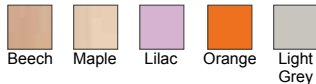
CODE	DESCRIPTION	SIZE IN MM	PRICE 2+
24T682	Flower Table	1215W x 1097D	£485.45

 **MADE IN THE UK**


Matching top & leg colours:



Laminate top colours:



Spray PU edge colours:



Size	Age	Table Height
0	2-3 yrs	400mm
1	3-4 yrs	460mm
2	4-6 yrs	530mm
3	6-8 yrs	590mm
4	8-11 yrs	640mm

5 Adjustable Height Tables

These unique tables feature oval shaped legs which are adjustable with an allen key. The tables come with a premium 25mm thick top, a hardwearing Spray PU edge and are supplied with matching top and frame colours, or a selection of colours which come with a Duraform Speckled Grey Frame.

CODE	DESCRIPTION	SIZE IN MM	PRICE 2+
24T683	Rainbow Table	1520W x 1215D	£485.45

 **MADE IN THE UK**

Matching top & leg colours:



Laminate top colours:



Spray PU edge colours:



Size	Age	Table Height
0	2-3 yrs	400mm
1	3-4 yrs	460mm
2	4-6 yrs	530mm
3	6-8 yrs	590mm
4	8-11 yrs	640mm

5 Standard Early Years Pen Pot Tables



Bright and attractive tables for early years and primary environments that come with a sturdy tubular frame. The tables have an 18mm MDF hardwearing laminate top and come with matching top and frame colours. Four circular holes drilled into the middle of the table hold the supplied pen pots. 25mm round tubular legs

CODE	DESCRIPTION	SIZE IN MM	PRICE 5+	PRICE 30+
24T684	Pen Pot	1100W x 1100D x 460H	£128.70	£125.65
24T685	Pen Pot	1100W x 1100D x 530H	£128.70	£125.65
24T686	Pen Pot	1100W x 1100D x 590H	£128.70	£125.65

- Supplied with one of each colour pen pot as standard (Pink, Blue, Yellow, Lime Green)
- Individual pen pot measures 90mm high x 75mm wide

Matching top & frame colours:



5 Chunky Early Years Pen Pot Tables



These Chunky nursery tables are fully welded with a stylish, 45mm chunky tubular frame and an 18mm MDF hard wearing laminate top and come with matching top and frame colours. Four circular holes drilled into the middle of the table hold the supplied pen pots.

CODE	DESCRIPTION	SIZE IN MM	PRICE 5+	PRICE 30+
24T687	Pen Pot	1100W x 1100D x 460H	£152.95	£149.35
24T688	Pen Pot	1100W x 1100D x 530H	£152.95	£149.35
24T689	Pen Pot	1100W x 1100D x 590H	£152.95	£149.35

- Supplied with one of each colour pen pot as standard (Pink, Blue, Yellow, Lime Green)
- Individual pen pot measures 90mm high x 75mm wide

 **MADE IN THE UK**



Matching top & frame colours:



5 Whiteboard Tops

The whiteboard table tops are a hardwearing 18mm high gloss, wipe clean surface and have a high scratch resistant finish. These are to be used with whiteboard approved pens and whiteboard approved cleaning solution. The table tops can be added to the majority of our premium and nursery tables and would be fitted at the time of manufacture with either an MDF, PVC or Spray PU edge.

CODE	DESCRIPTION	PRICE 5+
24ACC690	Whiteboard top	£11.25

- Whiteboard table top orders are non refundable
- Please contact us to check this top is compatible with your chosen table before ordering

 **MADE IN THE UK**

THE COST OF THE WHITEBOARD TOP WILL BE ADDED TO THE PRICE OF EACH TABLE REGARDLESS OF SIZE OR SHAPE.



5 Folding Mud Kitchen

This revolutionary folding mud kitchen provides a great platform for free play and exploration and will stand the rigours of constant use.

Whether indoors or out, the mud kitchen will promote imaginative play, children can enjoy the delights of squishing with mud, making mud pies, concocting recipes and generally having lots of fun. Not only does playing with mud lift the mood, but the germs found in mud can strengthen a child's immune system and prevent the development of allergies and asthma.

The folding Mud Kitchen offers far more flexibility than traditional designs. The composite top is ultra-tough and with an inbuilt UV colour fix, can be left outside all year round and can be packed flat in seconds, making it the ideal choice when space is at a premium




CODE	SIZE IN MM	WEIGHT	PRICE	PRICE 5+
24ACC691	1290L x 590W	14kg	£217.50	£203.95

- For home, school, or nursery use
- For children aged 2 to 10
- Ideal for: Imaginative play, Messy play, Mud pies, Potion making, Cooking & play food preparation, Outdoor mathematics



Table Name	Table Height
Junior	635mm
Infant	584mm
Pre-School	546mm
Nursery	508mm





CLASSROOM SEATING

Classroom Chairs	48
GEO Range	57
Postura Range	58
Titan Range	60
Mata Range	61
Folding Chairs	62
Hall Chairs	64
Art/Science Stools	66
Art/Science Chairs	70
IT Chairs	72
Draughtsman Chairs	78

The Reinspire chair, better known as Remploy's popular GH20, is available in 6 heights and comes with a comfortable moulded seat. The slimline Flint powder coated steel frame is perfect for any environment where space is at a premium, with an overall width of 450mm on the 2 adult height options.




10 Reinspire GH20 Chair

The Reinspire chair, better known as Remploy's popular GH20, is available in 6 heights and has a slimline frame, with an overall width of 450mm on the 2 adult height options.


CODE	SEAT HEIGHT	PRICE 10+	PRICE 31+
24C692	Size 1 - 260mm 3-4yrs	£16.10	£15.65
24C693	Size 2 - 310mm 4-6yrs	£16.45	£16.10
24C694	Size 3 - 350mm 6-8yrs	£17.15	£16.75
24C695	Size 4 - 380mm 8-11yrs	£17.95	£17.55
24C696	Size 5 - 430mm 11-14yrs	£20.00	£19.50
24C697	Size 6 - 460mm 14yrs - Adult	£20.00	£19.50
24C698	Size 6 Chair with Linking Device	£27.90	£27.25
24C699	Size 6 Chair with Seat & Back Pad	£53.10	£51.80

• Seat & Back pad colour options: Royal Blue, Charcoal or Red

Colour options:



Frame colours:




10 Reinspire GH20 Skid Base Chair

The Reinspire skid base chair comes with a comfortable moulded seat and a Flint powder coated steel skid base frame.


CODE	SEAT HEIGHT	PRICE 10+	PRICE 31+
24C700	Size 5 - 430mm 11-14 years	£33.85	£33.10
24C701	Size 6 - 460mm 14yrs - Adult	£33.85	£33.10
24C702	Size 6 Chair with Seat & Back Pad	£73.40	£71.65

• Seat & Back pad colour options: Royal Blue, Charcoal or Red

Colour options:



Frame colours:




10 Reinspire MX24 Chair

The Reinspire chair, better known as Remploy's popular MX24, is available in 6 heights and comes with a traditional 2 piece design. It comes with a heavy duty seat and a fully welded A frame design constructed in 22mm high tensile steel with hardwearing feet.

CODE	SEAT HEIGHT	PRICE 10+	PRICE 31+
24C703	Size 2 - 310mm 4-6yrs	£22.10	£21.55
24C704	Size 3 - 350mm 6-8yrs	£26.45	£25.85
24C705	Size 4 - 380mm 8-11yrs	£26.45	£25.85
24C706	Size 5 - 430mm 11-14yrs	£29.20	£28.50
24C707	Size 6 - 460mm 14yrs - Adult	£29.20	£28.50

Colour options:



Frame colours:



10 Series E Chair



This classic polypropylene classroom chair offers a cost effective seating solution in the most testing environments. Frames are constructed from high quality steel using leatherite paint for durability.

CODE	SEAT HEIGHT	PRICE 10+	PRICE 31+
24C708	Size 1 - 260mm 3-4yrs	£17.20	£16.80
24C709	Size 2 - 310mm 4-6yrs	£18.35	£17.95
24C710	Size 3 - 350mm 6-8yrs	£21.15	£20.65
24C711	Size 4 - 380mm 8-11yrs	£22.20	£21.70
24C712	Size 5 - 430mm 11-14yrs	£22.35	£21.80
24C713	Size 6 - 460mm 14yrs - Adult	£22.80	£22.25
24ACC714	Wire Link - sizes 4, 5 & 6		£4.20
24ACC715	Seat Pad - sizes 4, 5 & 6		£21.35
24ACC716	Seat and Back Pad - sizes 4, 5 & 6		£35.10
24TR717	Trolley		£84.95


• Seat pads available in Advantage fabric as shown on page 260



Colour options:



Frame colours:



10 Series E Skid Base Chair



This skid base polypropylene classroom chair offers a cost effective seating solution in the most testing environments. Frames are constructed from high quality steel using leatherite paint for durability.

CODE	SEAT HEIGHT	PRICE 10+	PRICE 31+
24C718	Size 2 - 310mm 4-6yrs	£22.15	£21.65
24C719	Size 3 - 350mm 6-8yrs	£24.20	£23.65
24C720	Size 4 - 380mm 8-11yrs	£26.65	£26.00
24C721	Size 5 - 430mm 11-14yrs	£27.15	£26.56
24C722	Size 6 - 460mm 14yrs - Adult	£27.55	£26.90
24ACC723	Seat Pad - sizes 4, 5 & 6		£21.35
24ACC724	Seat and Back Pad - sizes 4, 5 & 6		£35.10

• Seat pads available in Advantage fabric as shown on page 260



Colour options:



Frame colours:



5 SE Classic Chair

The SE Classic is a true posture chair providing superior thoracic, lumbar and pelvic support, thus cradling the whole of the back, and this enhances the possibility of higher and more prolonged levels of concentration and effort. These chairs are stackable.

CODE	SEAT HEIGHT	PRICE 10+	PRICE 31+
24C725	Size 1 - 260mm 3-4yrs	£25.80	£25.20
24C726	Size 2 - 310mm 4-6yrs	£26.35	£25.75
24C727	Size 3 - 350mm 6-8yrs	£28.25	£27.60
24C728	Size 4 - 380mm 8-11yrs	£28.80	£28.15
24C729	Size 5 - 430mm 11-14yrs	£32.40	£31.60
24C730	Size 6 - 460mm 14yrs - Adult	£32.95	£32.15

24ACC731	Wire Link (4 leg option only)	£3.10
24TR732	Trolley	£226.25



Colour options:



Frame colours:



5 SE Classic Skid Base Chair

With all the same superior comfort features as the SE Classic, the SE Skid Base has been designed with no wearable parts such as feet, so therefore less maintenance yet with the added strength of a skid base product. These chairs are stackable.

CODE	SEAT HEIGHT	PRICE 10+	PRICE 31+
24C733	Size 5 - 430mm 11-14yrs	£37.95	£37.10
24C734	Size 6 - 460mm 14yrs - Adult	£38.50	£37.60



Colour options:



Frame colours:



5 SE Curve Chair

With all the same superior comfort features as the SE Classic, the new SE Curve has an attractive rounded back and is available in size 5 & 6 only. These chairs are stackable.

CODE	SEAT HEIGHT	PRICE 10+	PRICE 31+
24C735	Size 5 - 430mm 11-14yrs	£32.40	£31.60
24C736	Size 6 - 460mm 14yrs - Adult	£32.95	£32.15



Colour options:



Frame colours:



These British made classic chairs are all extremely strong and durable with well defined lumbar support. They come in a range of 10 shell colour options and are all easily stackable. The shells should be cleaned periodically with a non-abrasive cleaner and a warm damp cloth. A selection of accessories are available as shown.



5 NP Educational Chair

The NP Chair is a robust, general-purpose option that is comfortable with well-defined lumbar support.


CODE	SEAT HEIGHT	PRICE 10+	PRICE 31+
24C737	Size 1 - 260mm 3-4yrs	£19.10	£18.65
24C738	Size 2 - 310mm 4-6yrs	£19.80	£19.35
24C739	Size 3 - 350mm 6-8yrs	£24.70	£24.10
24C740	Size 4 - 380mm 8-11yrs	£25.15	£24.55
24C741	Size 5 - 430mm 11-14yrs	£27.10	£26.40
24C742	Size 6 - 460mm 14yrs - Adult	£28.15	£27.50
24ACC743	Seat Pad - Size 5 & 6 only		£11.80
24ACC744	Seat and Back Pad - Size 5 & 6 only		£14.15
24TR745	Trolley (takes 8 x NP & 10 x ST Chairs)		£88.50

• *Silver and White Frames are non-returnable

Colour options:



Frame colours:



15 ST Educational Chair

The ST Chair is ergonomically designed for correct posture, the smooth lines give a clean shape that is both comfortable and supportive. It has an extra strong undercarriage for durability and comes with long life anti-slip feet.

CODE	SEAT HEIGHT	PRICE 10+	PRICE 31+
24C746	Size 1 - 260mm 3-4yrs	£22.30	£21.75
24C747	Size 2 - 310mm 4-6yrs	£23.25	£22.70
24C748	Size 3 - 350mm 6-8yrs	£28.40	£27.75
24C749	Size 4 - 380mm 8-11yrs	£29.00	£28.30
24C750	Size 5 - 430mm 11-14yrs	£36.95	£36.10
24C751	Size 6 - 460mm 14yrs - Adult	£37.65	£36.75
24ACC752	Linking Device - Size 5 & 6 only		£6.45
24ACC753	Seat Pad - Size 5 & 6 only		£11.80

Colour options:



Frame:



5 Chair 2000

The Chair 2000 is ergonomically designed for correct posture and is both comfortable and supportive. The chair has an extra strong undercarriage for durability and comes with long life anti-slip feet or a skid base frame.


CODE	SEAT HEIGHT	PRICE 10+	PRICE 31+
24C754	Size 1 - 260mm 3-4yrs	£28.40	£27.70
24C755	Size 2 - 310mm 4-6yrs	£29.20	£28.50
24C756	Size 3 - 350mm 6-8yrs	£29.85	£29.15
24C757	Size 4 - 380mm 8-11yrs	£34.80	£34.00
24C758	Size 5 - 430mm 11-14yrs	£35.80	£34.95
24C759	Size 6 - 460mm 14yrs - Adult	£36.75	£35.85
24C760	Size 5 Skidbase - 11-14yrs	£41.10	£40.10
24C761	Size 6 Skidbase- 14yrs - Adult	£41.55	£40.60
24ACC762	Seat Pad - Size 5 & 6 only		£11.80
24ACC763	Seat & Back Pad - Size 5 & 6 only		£14.15

• *Silver and White Frames are non-returnable

Colour options:



Frame colours:





21 EN One-Piece Chair

The EN One-Piece chair is manufactured from glass filled polypropylene to ensure strength and durability. The chair is lightweight and stacks up to 21 high.

CODE	SEAT HEIGHT	PRICE 10+	PRICE 31+
24C764	Size 1 - 260mm 3-4yrs	£18.15	£17.70
24C765	Size 2 - 310mm 4-6yrs	£18.75	£18.30
24C766	Size 3 - 350mm 6-8yrs	£20.65	£20.15
24C767	Size 4 - 380mm 8-11yrs	£23.15	£22.60
24C768	Size 5 - 430mm 11-14 years	£26.90	£26.25
24C769	Size 6 - 460mm 14yrs - Adult	£28.15	£27.45
24ACC770	Linking Device		£6.25
24TR771	Trolley - Size 5 & 6 only		£153.50

• See pages 16-17 for the matching range of EN Core tables



Colour options all sizes:



Size 6 only:



15 EN10 4 Leg Chair

An elegantly designed and ergonomically shaped educational chair. Stackable to 6 high and comes with a Light Grey frame.

CODE	DESCRIPTION	SEAT HEIGHT	PRICE 10+	PRICE 31+
24C772	4 Leg Chair	Size 1 - 260mm 3-4yrs	£41.25	£40.25
24C773	4 Leg Chair	Size 2 - 310mm 4-6yrs	£41.90	£40.85
24C774	4 Leg Chair	Size 3 - 350mm 6-8yrs	£43.75	£42.70
24C775	4 Leg Chair	Size 4 - 380mm 8-11yrs	£44.40	£43.30
24C776	4 Leg Chair	Size 5 - 430mm 11-14yrs	£45.65	£44.55
24C777	4 Leg Chair	Size 6 - 460mm 14yrs - Adult	£46.90	£45.75
24C778	Skid Base	Size 6 - 460mm 14yrs - Adult	£50.00	£48.80
24ACC779	Linking Chair	Size 6 - 460mm 14yrs - Adult	£71.90	£70.15



Colour options all sizes:



Colour options sizes 5 & 6 only:



25 ErgoStak Chairs

The ErgoStak Chair has been designed to achieve much higher levels of ergonomic postural support than the existing chairs in the market. The one piece construction is made entirely of co polymer polypropylene, with no glass fibre, talc or other fillers, which means that it has incredible impact strength and is easier to recycle.

CODE	SEAT HEIGHT	PRICE 10+	PRICE 31+
24C780	Size 5 - 430mm 11-14yrs	£22.25	£21.70
24C781	Size 6 - 460mm 14yrs - Adult	£23.10	£22.50

• Fully recyclable and stacks superbly (10 of size mark 6 in just over 1.5 metres)



Colour options:



10 Harmony Chairs



The Harmony chair and high chair have a strong, robust design with a comfortable seating position, come with a safe strong welded frame, and tamperproof fixings. An integral linking option is also available for the Harmony chair. Both options are stackable.

CODE	SEAT HEIGHT	PRICE 10+	PRICE 31+
24C782	Size 1 - 260mm 3-4yrs	£31.55	£30.25
24C783	Size 2 - 310mm 4-6yrs	£32.30	£31.00
24C784	Size 3 - 350mm 6-8yrs	£33.00	£31.60
24C785	Size 4 - 380mm 8-11yrs	£33.50	£31.70
24C786	Size 5 - 430mm 11-14yrs	£34.00	£32.20
24C787	Size 6 - 460mm 14yrs - Adult	£34.50	£32.70
24C788	High Chair - 610mm	£55.55	£52.10
24C789	High Chair - 685mm	£55.55	£52.10
24C790	High Chair - 735mm	£55.55	£52.10
24C791	High Chair - 795mm	£55.55	£52.10
24ACC792	Top Bar Wire Link (sizes 5 & 6)		£6.00
24TR793	Trolley		£161.50

• Made to order and non-returnable




A DELIVERY SURCHARGE MAY APPLY ON THESE PRODUCTS

Colour options:



Frame colours:



10 Masterstack Skid Base Chairs



The Masterstack skid base chair and high chair have a strong, robust design with a comfortable seating position, come with a safe strong welded frame and tamperproof fixings. An integral linking option is also available for the Masterstack chair. Both options are stackable.

CODE	SEAT HEIGHT	PRICE 10+	PRICE 31+
24C794	Size 1 - 260mm 3-4yrs	£31.55	£30.25
24C795	Size 2 - 310mm 4-6yrs	£32.30	£31.00
24C796	Size 3 - 350mm 6-8yrs	£33.00	£31.60
24C797	Size 4 - 380mm 8-11yrs	£33.50	£31.70
24C798	Size 5 - 430mm 11-14yrs	£34.00	£32.20
24C799	Size 6 - 460mm 14yrs - Adult	£34.50	£32.70
24C800	High Chair - 610mm	£53.60	£52.10
24C801	High Chair - 685mm	£53.60	£52.10
24C802	High Chair - 735mm	£53.60	£52.10
24C803	High Chair - 795mm	£53.60	£52.10
24ACC804	Top Bar Wire Link (sizes 5 & 6)		£6.00
24TR805	Dolly with Handle		£299.50

• Made to order and non-returnable

A DELIVERY SURCHARGE MAY APPLY ON THESE PRODUCTS

Colour options:



Frame colours:



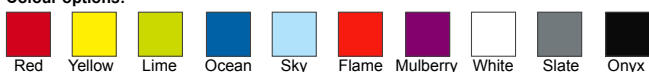
5 GEO 4 Leg Chair

The stunning GEO 4 leg chair comes with a tough polypropylene shell in a range of vibrant colours. The ergonomic shell has a cut-out carry handle on the seat back for easy stacking.

CODE	SEAT HEIGHT	PRICE 10+	PRICE 31+
24C806	Size 3 - 350mm 6-8yrs	£32.10	£29.10
24C807	Size 4 - 380mm 8-11yrs	£32.55	£29.75
24C808	Size 5 - 430mm 11-14 years	£33.20	£30.30
24C809	Size 6 - 460mm 14yrs - Adult	£33.75	£30.80
24ACC810	Size 3 Seat Pad for all GEO Chairs		£22.85
24ACC811	Size 4 Seat Pad for all GEO Chairs		£22.85
24ACC812	Size 5 Seat Pad for all GEO Chairs		£22.85
24ACC813	Size 6 Seat Pad for all GEO Chairs		£22.85

- Made to order and non-returnable
- Stackable to 8 high
- Seat Pad can be upholstered in Advantage & Phoenix Fabric as shown on page 260

Colour options:



Frame colours:



5 GEO Skid Base Chair

The stunning GEO skid base chair comes with a tough polypropylene shell in a range of vibrant colours. The ergonomic shell has a cut-out carry handle on the seat back for easy stacking.

CODE	SEAT HEIGHT	PRICE 10+	PRICE 31+
24C814	Size 3 - 350mm 6-8yrs	£41.60	£38.35
24C815	Size 4 - 380mm 8-11yrs	£42.15	£38.85
24C816	Size 5 - 430mm 11-14 years	£42.70	£38.85
24C817	Size 6 - 460mm 14yrs - Adult	£43.25	£39.40

- Made to order and non-returnable
- Stackable to 6 high
- See 4 leg chair price panel for accessories

Colour options:



Frame colours:




5 GEO Reverse Cantilever Chair

The stunning GEO reverse cantilever chair comes with a tough polypropylene shell in a range of vibrant colours. The ergonomic shell has a cut-out carry handle on the seat back for easy stacking.

CODE	SEAT HEIGHT	PRICE 10+	PRICE 31+
24C818	Size 5 - 430mm 11-14 years	£52.15	£47.50
24C819	Size 6 - 460mm 14yrs - Adult	£52.70	£48.00

- Made to order and non-returnable
- Stackable to 4 high
- See 4 leg chair price panel for accessories

Colour options:



Frame colours:



A DELIVERY SURCHARGE MAY APPLY ON THE GEO PRODUCTS



- Single piece injection moulded polypropylene
- Perfect ergonomics with waterfall seat edge
- 6 sizes suitable for ages 3-18+
- Safe vertical stacking up to 12 high
- Made in the UK, 100% Recyclable
- 20 year warranty
- Trolley moves 12 chairs with ease
- Custom colours available on 100+ units

Dimensions							
Size mark/ Colour code	Seat height	Seat width	Seat depth	Overall height	Overall width	Overall depth	Weight
1	260mm	280mm	250mm	500mm	360mm	330mm	2.3kg
2	310mm	280mm	250mm	550mm	360mm	365mm	2.5kg
3	350mm	340mm	310mm	645mm	430mm	420mm	2.8kg
4	380mm	340mm	310mm	675mm	430mm	440mm	3.0kg
5	430mm	380mm	370mm	760mm	480mm	505mm	3.9kg
6	460mm	380mm	370mm	790mm	480mm	525mm	4.5kg

NB: All dimensions quoted are approximate

15 Postura Ricochet Wobble Stool



The Ricochet polypropylene stools feature a slightly concave Iron Grey seat pad with a textured surface for added comfort and a waterfall edge. The convex base offers 12 degrees of rebounding motion and a thermoplastic non slip rubber base suitable for carpet or hard floors. It comes with an integrated handle under the seat lip and the base is weighted with steel for added stability.

CODE	SIZE IN MM	PRICE 10+	PRICE 31+
24C820	300D x 300H	£51.25	£49.40
24C821	300D x 350H	£53.65	£51.70
24C822	300D x 400H	£55.95	£53.95
24C823	300D x 450H	£59.35	£57.20
24C824	300D x 500H	£64.45	£62.15

- 500H stool only available in Grey.

Colour options:



20 Postura Plus Educational Chair

Designed to promote good posture and provide exceptional comfort, the Postura Plus chair is proven to be durable, comfortable and offer excellent value for money. Made in the UK from high impact resistant polypropylene, their gas injected legs increase strength and reduce weight. They are strong, light, stain resistant, antistatic and easy to clean. Safe vertical stacking up to 12 high.

CODE	SEAT HEIGHT	PRICE 10-30	PRICE 31-49	PRICE 50-149	PRICE 150+
24C825	Size 1 - 260mm 3-4yrs	£22.75	£22.20	£21.65	£21.15

Colour options:



24C826	Size 2 - 310mm 4-6yrs	£23.45	£22.85	£22.30	£21.80
24C827	Size 3 - 350mm 6-8yrs	£24.30	£23.70	£23.15	£22.60
24C828	Size 4 - 380mm 8-11yrs	£24.75	£24.15	£23.55	£23.00

Colour options:



24C829	Size 5 - 430mm 11-14yrs	£28.00	£27.30	£26.65	£26.00
24C830	Size 6 - 460mm 14yrs - Adult	£29.75	£29.00	£28.35	£27.65

Colour options:



CODE	ACCESSORIES	PRICE
24ACC831	Size 3 Seat Pad - minimum order 4+	£40.00
24ACC832	Size 4 Seat Pad - minimum order 4+	£40.00
24ACC833	Size 5 Seat Pad - minimum order 4+	£40.00
24ACC834	Size 6 Seat Pad - minimum order 4+	£40.00
24ACC835	Pair of Links - Size 5 & 6	£12.60
24TR836	Postura Trolley (12 chair capacity)	£211.25

• Upholstered Seat Pad available in Citadel, Era, Phoenix & Rivet fabrics as shown on pages 260 - 263

A DELIVERY SURCHARGE MAY APPLY ON THE GEO PRODUCTS


20 Titan One Piece Chair



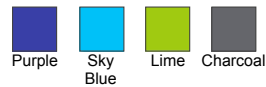
The Titan One Piece chair is a fully moulded polypropylene anti-tilt chair which is stackable to 15 high.

CODE	SEAT HEIGHT	PRICE 18+	PRICE 31+
24C837	Size 1 - 260mm 3-4yrs	£20.65	£18.80
24C838	Size 2 - 310mm 4-6yrs	£21.10	£19.20
24C839	Size 3 - 350mm 6-8yrs	£22.65	£21.30
24C840	Size 4 - 380mm 8-11yrs	£23.15	£21.80
24C841	Size 5 - 430mm 11-14 years	£27.40	£25.85
24C842	Size 6 - 460mm 14yrs - Adult	£28.85	£27.65
24TR843	Trolley		£208.75

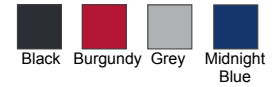
Colour options all sizes:



Colour options sizes 2, 3, 4, 5 & 6:



Colour options sizes 5 & 6 only:



5 Titan 4 Leg Chair



The Titan 4 Leg chair comes with a polypropylene shell and a Silver frame which is stackable.

CODE	SEAT HEIGHT	PRICE 18+	PRICE 31+
24C844	Size 2 - 310mm 4-6yrs	£25.30	£24.35
24C845	Size 3 - 350mm 6-8yrs	£25.80	£24.85
24C846	Size 4 - 380mm 8-11yrs	£26.40	£25.30
24C847	Size 5 - 430mm 11-14 years	£27.70	£26.55
24C848	Size 6 - 460mm 14yrs - Adult	£28.10	£27.00

Colour options all sizes:



Colour options size 5 & 6:



5 Titan Skid Base Chair



The Titan Skid Base chair comes with a polypropylene shell and a Silver skid base frame which is stackable.

CODE	SEAT HEIGHT	PRICE 18+	PRICE 31+
24C849	Size 3 - 350mm 6-8yrs	£28.65	£27.40
24C850	Size 4 - 380mm 8-11yrs	£29.20	£28.10
24C851	Size 5 - 430mm 11-14 years	£30.40	£29.10
24C852	Size 6 - 460mm 14yrs - Adult	£31.15	£29.75

Colour options all sizes:



Colour options size 5 & 6:



10 Mata 4 Leg Chair

The Mata chair is the ideal classroom chair which is fun looking and comprehensively tested for durability. Stacks up to 6 high. Comes with a Silver frame as standard.

CODE	SEAT HEIGHT	PRICE 10+	PRICE 31+
24C853	Size 1 - 260mm 3-4yrs	POA	POA
24C854	Size 2 - 310mm 4-6yrs	POA	POA
24C855	Size 3 - 350mm 6-8yrs	POA	POA
24C856	Size 4 - 380mm 8-11yrs	POA	POA
24C857	Size 5 - 430mm 11-14 years	POA	POA
24C858	Size 6 - 460mm 14yrs - Adult	POA	POA
24ACC859	Seat Pad (size 5 & 6 only)		POA

- Seat pad available in Advantage, Citadel, Era, Phoenix & Rivet fabrics as shown on pages 260 - 263
- 8-10 week lead time on certain sizes
- Delivery charges may apply in certain areas

Colour options:



Frame:



10 Mata Reverse Cantilever Chair

The Mata reverse cantilever chair has an 'S' shaped back which provides excellent support and flexibility. It comes with a Silver cantilever frame as standard.

CODE	SEAT HEIGHT	PRICE 10+	PRICE 31+
24C860	Size 2 - 310mm 4-6yrs	POA	POA
24C861	Size 4 - 380mm 8-11yrs	POA	POA
24C862	Size 6 - 460mm 14yrs - Adult	POA	POA
24ACC863	Seat Pad		POA

- Seat pad available in Advantage, Citadel, Era, Phoenix & Rivet fabrics as shown on pages 260 - 263
- Delivery charges may apply in certain areas

Colour options:



Frame:



10 Mata Skid Base Chairs

The Mata skid base options are superbly engineered for strength and durability. The skid base chair comes with a Chrome frame and the skid base stool comes with a Silver frame as standard.

CODE	DESCRIPTION	SEAT HEIGHT	PRICE 10+	PRICE 31+
24C864	Skid Base Chair	Size 6 - 460mm 14yrs - Adult	POA	POA
24C865	Skid Base High Chair	620mm	POA	POA
24ACC866	Seat Pad (size 5 & 6 only)			POA

- Seat pad available in Advantage, Citadel, Era, Phoenix & Rivet fabrics as shown on pages 260 - 263
- 8-10 week lead time on certain sizes

Colour options:



Frame:



5 Classic Folding Chair



The new Classic Folding Chair is manufactured from high quality first generation polypropylene for superior strength, durability, pliability and resistance to UV rays. A smart, compact and comfortable option. It comes with a strong 19mm diameter riveted steel frame and folds flat for neat and easy storage.

CODE	DESCRIPTION	PRICE 10+	PRICE 100+
24C867	Chair	£14.95	£14.40
24PK868	40 Chairs and Trolley	£720.95	
24PK869	84 Chairs and Trolley	£1481.25	

- 450mm seat height
- Light Grey frame as standard
- Black chair comes with Black frame only

Colour options:



5 Classic Plus Folding Chair



The new Classic Plus Folding Chair is manufactured from high quality first generation polypropylene for superior strength, durability, pliability and resistance to UV rays. A smart, compact and comfortable option. It comes with a strong 19mm diameter riveted steel frame and folds flat for neat and easy storage.

CODE	DESCRIPTION	PRICE 10+	PRICE 100+
24C870	Linking Chair	£15.50	£14.95
24PK871	40 Chairs and Trolley	£736.25	
24PK872	84 Chairs and Trolley	£1518.75	

- 450mm seat height
- Light Grey frame as standard
- Black chair comes with Black frame only

Colour options:



1 Classic Chair Accessories



84 Capacity Trolley



40 Capacity Trolley

Trolleys and accessories to fit the Classic and Classic Plus folding chairs.

CODE	DESCRIPTION	PRICE
24TR873	40 Chair Capacity Trolley	£142.95
24TR874	84 Chair Capacity Trolley	£310.95

5 Prima Folding Chair

The Prima is a robust all-steel folding chair that is both practical and comfortable. With a hard wearing stove-enamelled Light Grey gloss paint finish. It has front and rear cross-braces with a permanent linking device as standard for forming fixed rows of seating.

CODE	DESCRIPTION	PRICE 10+	PRICE 100+
24C875	Upholstered Chair	£35.20	£32.65

- 450mm seat height
- Light Grey frame as standard

Upholstery colour options:



5 Comfort Folding Chair

A folding chair with the added comfort of a smart contoured fan back. Strong and durable all-steel seat and frame with a convenient carry-handle moulded into the seat back and a permanent linking device as standard.

CODE	DESCRIPTION	PRICE 10+	PRICE 100+
24C876	Chair	£25.35	£23.15
24C877	Upholstered Chair	£33.95	£31.45

- 450mm seat height
- Light Grey frame as standard

Back colour options:



Upholstery colour options:



1 Folding Chair Accessories

Trolleys and accessories to fit the Prima & Comfort folding chairs. Please check your space has the required height clearance of 2.4 metres.

CODE	DESCRIPTION	SIZE IN MM	PRICE
24TR878	24 Chair Trolley	1620L x 470W x 1250H	£233.75
24TR879	28 Chair Trolley	1190L x 1000W x 1250H	£251.25
24TR880	42 Chair Trolley	1750L x 1000W x 1250H	£285.00
24TR881	56 Chair Trolley	1190L x 1000W x 2330H	£362.50
24TR882	84 Chair Trolley	1750L x 1000W x 2330H	£396.25

- For indoor use only

24 Capacity Trolley



28 Capacity Trolley



84 Capacity Trolley



56 Capacity Trolley



42 Capacity Trolley



1 Cubic Chair




The Cubic is a sturdy, multi-purpose chair available in 3 colour options with either a Black steel or Chrome frame. It comes with a comfortable deep foam seat and back pad and offers an 8 hour usage rating.


CODE	DESCRIPTION	SEAT HEIGHT	PRICE 10+	PRICE 31+
24C883	Fabric Side Chair Black Frame	450mm	£45.75	£43.95
24C884	Vinyl Side Chair Black Frame	450mm	£50.95	£48.95
24C885	Fabric Side Chair Chrome Frame	450mm	£48.50	£46.50
24C886	Vinyl Side Chair Chrome Frame	450mm	£56.00	£53.95

- Overall Dimensions in mm: 535W x 510D x 820H
- Stackable to 12 high

Fabric colours:



Vinyl colours:



5 Club Chair



This chair has been designed with durability in mind and is ideal for any multi seating environment. The chair is constructed with a plywood frame and has a deep curved, contoured seat and back. The chair has a narrow oval frame which means that 2 chairs will fit under a 1200 by 600mm table.

CODE	DESCRIPTION	SEAT HEIGHT	PRICE 10+	PRICE 31+
24C887	Side Chair	470mm	£76.75	£68.95
24ACC888	Top Bar Wire Link			£6.00

- Made to order and non-returnable
- Advantage & Phoenix fabric options on page 260
- Overall dimensions in mm: 470W x 510D x 810H

NARROW FRAME

Frame colours:



5 Club Plus Chair



The Club Plus chair has been designed with durability in mind and is ideal for any multi seating environment. The chair is constructed with a plywood frame and has a deep curved, contoured seat and back. The chair has a flat sided oval frame and comes with or without arms.

CODE	DESCRIPTION	SEAT HEIGHT	PRICE 10+	PRICE 31+
24C889	Chair	470mm	£126.25	£115.50
24C890	Chair with Arms	470mm	£131.25	£118.25
24ACC891	Top Bar Wire Link			£6.00

- Made to order and non-returnable
- Advantage & Phoenix fabric options on page 260
- Overall dimensions in mm: 545W x 520D x 820H (Armchair is 595W)

WIDE FRAME

Frame colours:



5 Hatton Chair

The Hatton chair is a streamlined one piece, injection moulded polypropylene fibre blend. It's built in UV protection makes it suitable for indoor and outdoor use. It is stackable to 8 high on the ground or 16 high on its transport dolly.

CODE	DESCRIPTION	SEAT HEIGHT	PRICE 10+	PRICE 31+
24C892	Side Chair	455mm	£40.90	£39.40
24TR893	Chair Dolly			£234.75

- Dimensions 500W x 560D x 805H
- 100% Recyclable

Colour options:



15 Maestro Chair

A contemporary, light and comfortable stacking chair featuring a Chrome plated rod frame and polypropylene seat and backrest. It stacks to a height of 38 chairs on the dolly.

CODE	DESCRIPTION	PRICE 10+	PRICE 31+
24C894	Chair	£92.50	£89.25
24ACC895	Linking Glides		£9.75
24ACC896	Seat Pad		£53.50
24ACC897	Removeable Tablet Left or Right Hand		£73.75
24TR898	Transport Dolly for 38 Chairs		£266.25

- Seat height: 445mm
- Overall Dimensions in mm: 495W x 540D x 800H
- Black, Nordic & Flannel & Blue Grey colour options from stock
- Other colours are a special order and non-returnable
- Upholstered Seat Pad available in Citadel, Era, Phoenix & Rivet fabrics as shown on pages 260 - 263

Colour options:



15 Grafton Chair

The generous perforations of Grafton's distinctive injection-moulded backrest provides better ventilation and flexibility. This unique feature was created to offer the benefits of a mesh-backed chair without compromising on durability. The rolled edges of the backrest are mirrored on the seat shell to create a waterfall edge.

CODE	DESCRIPTION	PRICE 10+	PRICE 31+
24C899	4 Leg Chair	£99.95	£96.25
24C900	4 Leg Chair with Castors	£110.95	£106.95
24C901	Sled Base Chair	£107.75	£103.75
24ACC902	Upholstered Seat Pad		£43.00

- Seat height: 460mm
- Overall Dimensions in mm: 490W x 540D x 850H
- 15 years warranty on seat shell, 1 year warranty on moving parts
- Upholstered Seat Pad available in Citadel, Era, Phoenix & Rivet fabrics as shown on pages 260 - 263

Colour options:



Frame colours:



5 Round Top Stool




The classic Round Top stool is extremely durable with a high quality steel frame. The polypropylene seat comes in 4 colour options.

CODE	SEAT HEIGHT	PRICE 10+	PRICE 31+
24ST903	430mm With Footrest	£21.10	£20.60
24ST904	525mm With Footrest	£21.10	£20.60
24ST905	610mm With Footrest	£21.10	£20.60
24ST906	685mm With Footrest	£21.10	£20.60

Colour options:



Frame colours:



5 Flat Top Stool



The classic Flat Top stool is extremely durable with a high quality steel frame. The moulded polypropylene seat is suitable for usage in all environments.


CODE	SEAT HEIGHT	PRICE 10+	PRICE 31+
24ST907	430mm With Footrest	£26.00	£25.40
24ST908	525mm With Footrest	£26.00	£25.40
24ST909	610mm With Footrest	£26.00	£25.40
24ST910	685mm With Footrest	£26.00	£25.40

• Blue & Charcoal options can be supplied with a fire retardant polypropylene seat

Colour options:



Frame colours:



15 SE Skid Base Stool



The SE stool comes with an ergonomic seat for comfort, a handy hand hole at the rear and a stable skid base frame which stacks up to 8 high.

CODE	SEAT HEIGHT	PRICE 10+	PRICE 31+
24ST911	430mm With Footrest	£36.20	£35.30
24ST912	525mm With Footrest	£36.20	£35.30
24ST913	610mm With Footrest	£36.20	£35.30
24ST914	685mm With Footrest	£36.20	£35.30

Colour options:



Frame colours:



15 Pepperpot Skid Base Stool

The Pepperpot stool has a new fresher looking design whilst keeping the durability of traditional products. The durable polypropylene shell has a contoured design for comfort and pepperpot cutouts. The frame is specially designed to help prevent students tilting the stools, and comes with a skid base and anti-slip feet. The stool stacks up to 10 high.

CODE	SEAT HEIGHT	PRICE 10+	PRICE 31+
24ST915	430mm	£40.15	£39.20
24ST916	525mm	£40.15	£39.20
24ST917	610mm	£40.15	£39.20
24ST918	685mm	£40.15	£39.20
24ST919	760mm	£40.15	£39.20



Colour options:



Frame colours:



5 WSM Stool

The WSM stool has a unique lipped seat shape offering greater comfort and support and comes with a footrest.

CODE	SEAT HEIGHT	PRICE 10+	PRICE 31+
24ST920	395mm	£36.00	£35.15
24ST921	445mm	£36.00	£35.15
24ST922	560mm	£36.00	£35.15
24ST923	610mm	£36.00	£35.15
24ST924	685mm	£36.00	£35.15


• *Silver and White Frames are non-returnable



Colour options:



Frame colours:



5 WSM Skid Base Stool

This robust laboratory stool has a sturdy steel anti-tilting skid base frame that has been redesigned to protect flooring, and the unique seat shape offers integral lumbar support.

CODE	SEAT HEIGHT	PRICE 10+	PRICE 31+
24ST925	395mm	£41.60	£40.65
24ST926	445mm	£41.60	£40.65
24ST927	560mm	£41.60	£40.65
24ST928	610mm	£41.60	£40.65
24ST929	685mm	£41.60	£40.65


• *Silver and White Frames are non-returnable



Colour options:



Frame colours:




5 Titan Stool



An ideal option for labs due to the unique frame style that protects flooring and has a built in footrest. It has an impact resistant, ergonomically designed polypropylene shell and is stackable.

CODE	SEAT HEIGHT	PRICE 10+	PRICE 31+
24ST930	445mm	£38.40	£36.10
24ST931	560mm	£38.55	£36.45
24ST932	610mm	£38.90	£36.60
24ST933	685mm	£39.20	£36.65

Colour options all sizes:



5 25 Series Stool




This traditional laboratory stool comes with a chunky Beech 25mm polished MDF seat. The clever stacking design keeps the seats apart to avoid scratching. Each seat comes with a central carry hole as standard but can be ordered without if preferred.

CODE	SEAT HEIGHT	PRICE 10+	PRICE 31+
24ST934	470mm	£27.35	£26.70
24ST935	520mm	£27.35	£26.70
24ST936	570mm	£27.35	£26.70
24ST937	620mm	£27.35	£26.70
24ST938	670mm	£27.35	£26.70

• *Silver and White Frames are non-returnable

Frame colours:



5 Form Stool



The Form stool is constructed from a fully welded 40 x 20mm oval section steel frame which comes in Grey. It has a contoured wood veneer seat in Beech. Comes with a footrest, anti-tilt feet buffers and is stackable to 3 high.

CODE	SEAT HEIGHT	PRICE 10+	PRICE 31+
24ST939	610mm	£45.00	£43.90

Frame:



5 Postura Skid Base Stool

The lightweight, easy stacking stool is manufactured from highly durable polypropylene that is stain and UV resistant. It has a sled base to avoid damage to floors and is stackable to 6 high. The stool is designed to promote exceptional comfort for the user with a waterfall front edge on the seat and a bag hook to the rear.

CODE	SEAT HEIGHT	PRICE 10+	PRICE 31+
24ST940	560mm	£56.20	£54.20
24ST941	610mm	£56.85	£54.80
24ST942	685mm	£58.85	£56.70

- Convenient hook to store bags underneath the seat

Colour options:



Frame colours:



5 AP Lip Stool

The AP Lip stool features a flat seat which allows for easy stacking up to 10 high. The 19mm diameter four leg steel frames are coated in epoxy powder coat for maximum durability.

CODE	SEAT HEIGHT	PRICE 10+	PRICE 31+
24ST943	445mm	£42.50	£38.25
24ST944	560mm	£42.95	£38.65
24ST945	610mm	£43.15	£38.90
24ST946	685mm	£43.40	£39.10
24ST947	755mm	£43.95	£39.65

- Made to order and non-returnable

Colour options:



Frame colours:



5 AP Lip Skid Base Stool

The AP Lip Skid Base stool features a flat seat which allows for easy stacking up to 10 high. The 19mm diameter four leg steel frames are coated in epoxy powder coat for maximum durability.

CODE	SEAT HEIGHT	PRICE 10+	PRICE 31+
24ST948	445mm	£47.25	£42.65
24ST949	560mm	£47.85	£43.20
24ST950	610mm	£48.50	£43.75
24ST951	685mm	£49.05	£44.25
24ST952	755mm	£49.70	£44.85

- Made to order and non-returnable

Colour options:



Frame colours:



10 Series E High Chair



Colour options:



Frame colours:



The stool version of the Series E chair is a comfortable yet durable option and comes with a strengthening bar across the front and back legs to offer even more stability to these stools.

CODE	SEAT HEIGHT	PRICE 10+	PRICE 31+
24ST953	575mm	£34.00	£33.20
24ST954	610mm	£34.00	£33.20
24ST955	685mm	£34.00	£33.20


10 Reinspire High Chair




The Reinspire high chair, is available in 3 heights and comes with a traditional 2 piece design. It comes with a heavy duty seat and a fully welded A frame design constructed in 22mm high tensile steel with hardwearing feet.

CODE	SEAT HEIGHT	PRICE 10+	PRICE 31+
24ST956	560mm	£41.20	£40.25
24ST957	610mm	£41.20	£40.25
24ST958	670mm	£41.20	£40.25

Colour options:



Frame colours:



10 SE Classic High Chair



The SE Classic high chair comes with an ergonomic seat and back for comfort. It comes with a stable skid base frame with a footrest, and stacks up to 8 high.

CODE	SEAT HEIGHT	PRICE 10+	PRICE 31+
24ST959	430mm	£41.70	£40.75
24ST960	525mm	£41.70	£40.75
24ST961	610mm	£41.70	£40.75
24ST962	685mm	£41.70	£40.75

Colour options:



Frame colours:



5 NP High Chair

The NP high chair is particularly comfortable with a well-defined lumbar support. Ideal for use in science labs, art studios or music rooms.

CODE	SEAT HEIGHT	PRICE 10+	PRICE 31+
24ST963	610mm	£33.80	£33.00
24ST964	685mm	£34.65	£33.85


• *Silver and White Frames are non-returnable



Colour options:



Frame colours:



5 Postura Skid Base High Chair

The Postura high chair is both stylish and ergonomic. The easy stacking design makes it an ideal choice where space is at a premium.

CODE	SEAT HEIGHT	PRICE 10+	PRICE 31+
24ST965	560mm	£61.45	£59.25
24ST966	610mm	£62.15	£59.90
24ST967	685mm	£66.00	£63.65


• Convenient hook to store bags underneath the seat



Colour options:



Frame colours:



5 GEO High Chair

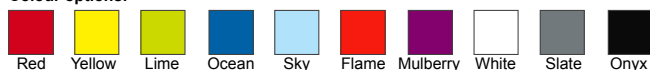
The stunning GEO high chair comes with a tough polypropylene shell in a range of vibrant colours. The ergonomic shell has a cutout carry handle on the seat back for easy stacking.

CODE	SEAT HEIGHT	PRICE 10+	PRICE 31+
24ST968	610mm	£73.15	£67.50
24ST969	685mm	£73.15	£67.50
24ST970	735mm	£73.15	£67.50
24ST971	795mm	£73.15	£67.50

• Made to order and non-returnable



Colour options:



Frame colours:



10 Series E IT Chair



The Series E IT chair is a comfortable yet durable option which is height adjustable via a lever operated gas lift. Comes on a Black 5 star base and available with castors or glides.

CODE	DESCRIPTION	SEAT HEIGHT	PRICE 10+	PRICE 31+
24ITC972	Chair with Castors	Junior - 310-370mm	£67.75	£66.25
24ITC973	Chair with Glides	Junior - 310-370mm	£67.75	£66.25
24ITC974	Chair with Castors	Adult - 360-490mm	£72.25	£70.50
24ITC975	Chair with Glides	Adult - 360-490mm	£72.25	£70.50

Colour options:



10 Reinspire GH29 IT Chair



The Reinspire IT chair complements the GH20 4 leg chair and comes with a comfortable moulded seat in a variety of colours. It has a single gas lift lever for height adjustment on a Black 5 star base with castors or glides.

CODE	DESCRIPTION	SEAT HEIGHT	PRICE 10+	PRICE 31+
24ITC976	Chair with Castors	390 - 520mm	£80.75	£78.75
24ITC977	Chair with Glides	390 - 520mm	£80.75	£78.75

Colour options:



10 SE Classic IT Chair



The SE Classic IT chair comes with an ergonomic seat and back for comfort and a gas lift lever for height adjustment. It comes with a Black 5 star base and is available on castors or glides.

CODE	DESCRIPTION	SEAT HEIGHT	PRICE 10+	PRICE 31+
24ITC978	Chair with Castors	420-555mm	£75.50	£73.50
24ITC979	Chair with Glides	420-555mm	£75.50	£73.50

Colour options:



5 Postura Plus Low Back Chair

The Postura adjustable swivel chair is both stylish and ergonomic. The perfect choice for IT classrooms. Comes with a Black 5 star base.

CODE	DESCRIPTION	SEAT HEIGHT	PRICE 10+	PRICE 31+
24ITC980	Black Frame on Castors	383-493mm	£74.50	£71.85
24ITC981	Black Frame on Glides	358-468mm	£74.50	£71.85

Colour options:



5 Postura IT Chair

The Postura adjustable swivel chair is both stylish and ergonomic. The perfect choice for IT classrooms. Comes with a Black 5 star base.

CODE	DESCRIPTION	SEAT HEIGHT	PRICE 10+	PRICE 31+
24ITC982	Black Frame on Castors	383-493mm	£78.60	£75.75
24ITC983	Black Frame on Glides	358-468mm	£78.60	£75.75

Colour options:



10 Mata IT Chair

The Mata IT swivel chair has a Black 5 star base available on castors or glides. The moulded polypropylene seat shell is available in 7 colours as shown below.

CODE	DESCRIPTION	SEAT HEIGHT	PRICE 10+	PRICE 31+
24ITC984	Castors	410-550mm	POA	POA
24ITC985	Glides	410-550mm	POA	POA

- 8-10 week lead time on certain sizes
- Delivery charges may apply in certain areas

Colour options:



5 GEO IT Chair



The GEO IT swivel chair has been designed to give excellent ergonomic posture with an easy to use gas lift height adjustment lever. The chair is supplied with a Black 5 star base and a choice of castors or glides.

CODE	DESCRIPTION	SEAT HEIGHT	PRICE 10+	PRICE 31+
24ITC986	Black Base	Junior 400 - 480mm	£90.55	£82.50
24ITC987	Black Base	Adult 440 - 560mm	£90.55	£82.50
24ITC988	Chrome Base	Adult 440 - 560mm	£102.40	£93.45

- Made to order and non-returnable
- Available with castors or glides

Colour options:



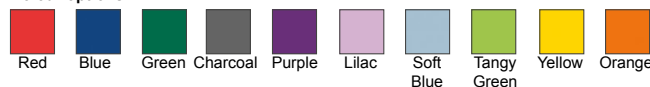
5 NP IT Chair



The NP IT chair is particularly comfortable with a well-defined lumbar support. Comes with a gas lift lever for height adjustment and a Black 5 star base which is available on castors or glides.

CODE	SEAT HEIGHT	PRICE 10+	PRICE 31+
24ITC989	Junior Castors - 355-420mm	£77.40	£75.55
24ITC990	Junior Glides - 355-420mm	£82.20	£80.25
24ITC991	Adult Castors - 420-480mm	£82.75	£80.80
24ITC992	Adult Glides - 420-480mm	£86.90	£84.85

Colour options:



5 Harmony IT Chair



The Harmony IT chair has a strong, robust design with a comfortable seating position. It is available with a Junior and Adult manual screw lift mechanism or an Adult gas lift option. It comes with a Black 5 star base and is available on castors or glides.

CODE	DESCRIPTION	SEAT HEIGHT	PRICE 10+	PRICE 31+
24ITC993	Gas Lift - Adult	450-570mm	£86.60	£81.85

- Made to order and non-returnable
- Available with castors or glides

Colour options:



5 Titan IT Chair

The Titan swivel chair comes with a polypropylene shell and a Chrome 5 star base. It comes with a single lever for gas height adjustment guaranteed to withstand users up to 25 stone.

CODE	SEAT HEIGHT	PRICE 10+	PRICE 31+
24ITC994	Junior - 365-435mm	£69.50	£63.25
24ITC995	Adult - 435-525mm	£73.50	£66.75

• Available with castors or glides



Colour options:



Colour options adult only:



5 EN10 IT Chair

This elegantly designed and ergonomically shaped IT chair comes in a variety of colour options as shown below on a Black 5 star base. This chair has a rotating height adjustment and is available with Glides, Castors or Pressure Locking Castors which lock into place when you sit on the chair.

CODE	DESCRIPTION	SEAT HEIGHT	PRICE 10+	PRICE 31+
24ITC996	Castors	390-520mm	£77.50	£75.75
24ITC997	Glides	390-520mm	£77.50	£75.75
24ITC998	Pressure Locking Castors	390-520mm	£87.50	£85.50



Colour options:



5 Chair 2000 IT Chair

The Chair 2000 is ergonomically designed for correct posture and is both comfortable and supportive. The chair is supplied with a Black 5 star base and comes on castors.

CODE	DESCRIPTION	SEAT HEIGHT	PRICE 10+	PRICE 31+
24ITC999	Black Frame	430 - 560mm	£105.25	£102.75

Colour options:



2 Classline Value Operator Chair



The Classline Value operator chairs are available as a medium or high back option and come with a twin lever mechanism for gas height and back adjustment. Supplied with a Black 5 star base on castors as standard.

CODE	DESCRIPTION	SEAT HEIGHT	PRICE 10+	PRICE 31+
24ITC1000	Mid Back	450 - 580mm	£79.50	£73.95
24ITC1001	High Back	450 - 580mm	£80.50	£74.95

- Available with castors or glides
- Arms available, price on request
- Available in Citadel fabrics, as shown on page 263

5 Esme IT Chair



The Esme IT chair comes with a twin lever mechanism, one for seat height adjustment and one to operate the permanent contact back mechanism. Comes with a Black 5 star base with castors or glides.

CODE	DESCRIPTION	SEAT HEIGHT	PRICE 10+	PRICE 31+
24ITC1002	Mid Back	450-580mm	£87.95	£81.75
24ITC1003	High Back	450-580mm	£90.00	£83.75

- Available with castors or glides
- Arms available, price on request
- Available in Advantage, Citadel, Era, Phoenix, Rivet and Macflex Vinyl fabrics as shown on pages 260 - 263

5 Classline Value Mesh Operator Chair



The Classline Value mesh back chair comes with an upholstered seat pad and a twin lever mechanism for gas height and back adjustment. Supplied with a Black 5 star base on castors as standard.

CODE	DESCRIPTION	SEAT HEIGHT	PRICE 10+	PRICE 31+
24ITC1004	Mid Back	450 - 580mm	£115.25	£107.25

- Seat base measures: 470W x 450D
- Arms available, price on request
- Available in Citadel fabrics, as shown on page 263

5 Grafton IT Chair

The generous perforations of Grafton's distinctive injection-moulded backrest provides better ventilation and flexibility. This unique feature was created to offer the benefits of a mesh-backed chair without compromising on durability. The rolled edges of the backrest are mirrored on the seat shell to create a waterfall edge. The chair's configuration options support agile learning. Comes on a Black 5 star base.

CODE	DESCRIPTION	SEAT HEIGHT	PRICE 10+	PRICE 31+
24ITC1005	IT Chair	430-535mm	£149.25	£143.75

- Available with Castors or Glides
- 15 years warranty on seat shell, 1 year warranty on moving parts



Colour options:



5 Tresham IT Chair

The Tresham offers a complete range of height adjustable chairs and stools supplied with a polyurethane seat and back pad. Ideal for Lab environments.

CODE	DESCRIPTION	SEAT HEIGHT	PRICE 10+	PRICE 31+
24ITC1006	PU Chair	420-550mm	£106.75	£99.50

- Available with castors or glides
- Available in Black only



5 Tresham Upholstered IT Chair

The Tresham offers a complete range of height adjustable chairs and stools upholstered in a choice of Black vinyl or a range of fabric options. Ideal for Lab environments.

CODE	DESCRIPTION	SEAT HEIGHT	PRICE 10+	PRICE 31+
24ITC1007	Upholstered Chair	460 - 590mm	£125.25	£116.75

- Available with castors or glides
- Available in Advantage, Citadel, Era, Phoenix, Rivet and Macflex Vinyl fabrics as shown on pages 260 - 263



10 Postura Draughtsman Chair



The Postura Draughtsman chair is both stylish and ergonomic and promotes good posture and provides exceptional comfort. The perfect choice for IT classrooms and multi purpose rooms where mobility is required. Comes with a Black 5 star base on glides.

CODE	SEAT HEIGHT	PRICE 10+	PRICE 31+
24DC1008	575-870mm	£113.25	£109.25

- Only available with glides

Colour options:



5 Esme Draughtsman Chair



The Esme Draughtsman chair has two paddles, one for seat height adjustment and one to operate the permanent contact back mechanism. It comes with a medium or high back option, a Black 5 star base as standard and Black foot ring.

CODE	DESCRIPTION	SEAT HEIGHT	PRICE 10+	PRICE 31+
24DC1009	Mid Back	600-860mm	£123.50	£114.95
24DC1010	High Back	600-860mm	£125.75	£116.95

- Only available with glides
- Arms available, price on request
- Available in Advantage, Citadel, Era, Phoenix, Rivet and Macflex Vinyl fabrics as shown on pages 260 - 263

5 Haddon Mesh Draughtsman Chair



The Haddon mesh back chair comes with an upholstered seat pad and a twin lever mechanism for gas height and back adjustment. Supplied with a Black 5 star base with a footring, available on glides only.

CODE	DESCRIPTION	SEAT HEIGHT	PRICE 10+	PRICE 31+
24DC1011	Chair	600-860mm	£153.75	£142.95

- Only available with glides
- Arms available, price on request
- Available in Advantage, Citadel, Era, Phoenix & Rivet fabrics as shown on pages 260 - 263

5 Tresham Draughtsman Chair



The Tresham Draughtsman height adjustable chair is supplied with a Black polyurethane seat, a Black 5 star base and a foot ring. Ideal for Lab environments.

CODE	DESCRIPTION	SEAT HEIGHT	PRICE 10+	PRICE 31+
24DC1012	Chair	550-810mm	£141.25	£131.50

- Only available with glides



DINING FURNITURE

Gopak Economy	80
Gopak Contour25	81
Gopak Contour25 Plus	82
Gopak Premier	83
Giorgian Dining	84
Dining Sets	86
Mobile Seating	87
Tilt Top Tables	88

5 Economy Folding Range



The Economy range is an ideal low budget option. It is lightweight, versatile and easy to open and simple to fold flat for storage. A popular choice for youth organisations, outdoor catering, church and village halls as an occasional use option.

CODE	DESCRIPTION	SIZE IN MM	PRICE	PRICE 5+
24T1013	Folding Table	1220L x 610W x 698H	£92.95	£87.10
24T1014	Folding Table	1220L x 685W x 698H	£94.90	£88.95
24T1015	Folding Table	1830L x 610W x 698H	£116.75	£109.45
24T1016	Folding Table	1830L x 685W x 698H	£118.85	£111.40
24B1017	Stacking Bench	1220L x 254W x 432H	£61.75	£57.85
24B1018	Stacking Bench	1830L x 254W x 432H	£78.50	£73.60



Laminate top colours:



5 Gopak Accessories



CODE	DESCRIPTION	SIZE IN MM	PRICE
24TR1019	Small Trolley (7 Tables)	875L x 745W x 1127H	£278.70
24TR1020	Large Trolley (14 Tables)	1675L x 745W x 1127H	£398.15
24TR1021	Round Trolley (6 Tables)	1738L x 751W x 1000H	£461.00
24ACC1022	Bench Skate Set	3.0kg	£91.25
24ACC1023	Fast Fold Tool	290L x 70W x 65H	£12.50

- Benches stack 8 high on the Bench Skate Set or up to 10 high independently
- If you need your trolley to pass through doorways please check the dimensions prior to ordering as trolleys are non returnable
- Small/Large Trolley loaded height is 1950mm
- Round Trolley loaded height is 1570mm

5 Contour25 Folding Range



The Contour25 folding tables and stacking benches now come with a new, improved corner moulding and a reduced lip around the edge.


This innovative, failsafe folding mechanism has always been popular but has now got even better with the introduction of Contour25! Without moving too far away from the classic 2 leg design the Contour25 has evolved with a simplified folding mechanism with no removable parts.



CODE	DESCRIPTION	SIZE IN MM	PRICE	PRICE 5+
24T1024	Folding Table	1220L x 610W	£111.25	£104.30
24T1025	Folding Table	1220L x 685W	£114.05	£106.90
24T1026	Folding Table	1220L x 760W	£118.40	£111.00
24T1027	Folding Table	1520L x 610W	£119.50	£112.05
24T1028	Folding Table	1520L x 685W	£127.00	£119.05
24T1029	Folding Table	1520L x 760W	£131.45	£123.25
24T1030	Folding Table	1830L x 610W	£138.65	£129.95
24T1031	Folding Table	1830L x 685W	£141.50	£132.65
24T1032	Folding Table	1830L x 760W	£146.05	£136.95
24B1033	Stacking Bench	1220L x 254W	£74.10	£69.50
24B1034	Stacking Bench	1520L x 254W	£83.70	£78.45
24B1035	Stacking Bench	1830L x 254W	£90.20	£84.55

• For accessories see page 82

Table Name	Table Height	Bench Height
Buffet	760mm	483mm
Adult	700mm	432mm
Junior	635mm	381mm
Infant	584mm	
Pre-School	546mm	
Nursery	508mm	



Laminate top colours:



5 Contour25 Plus Folding Tables



The Contour25 Plus folding tables have the same attributes as the Contour25 folding tables but with the addition of the extra strong legs for added stability.

CODE	SIZE IN MM	PRICE	PRICE 5+
24T1036	1220L x 610W	£122.90	£115.20
24T1037	1220L x 685W	£125.70	£117.85
24T1038	1220L x 760W	£130.20	£122.05
24T1039	1520L x 610W	£133.50	£125.15
24T1040	1520L x 685W	£136.45	£127.90
24T1041	1520L x 760W	£141.90	£133.05
24T1042	1830L x 610W	£149.45	£140.15
24T1043	1830L x 685W	£150.50	£141.10
24T1044	1830L x 760W	£157.05	£147.25

- Only available in Adult & Buffet heights
- For Contour benches please see page 83
- For accessories see page 82

Table Name	Table Height	Bench Height
Buffet	760mm	483mm
Adult	700mm	432mm



 **MADE IN THE UK**

Laminate top colours:



5 Round Folding Tables



The robust folding tables are available in a choice of 4ft or 5ft diameter with a wipe clean laminate top. Using the Posi-Lock folding mechanism, the table legs fold down and are housed within the under frame.

CODE	SIZE IN MM	WEIGHT	PRICE	PRICE 5+
24T1045	1220D	20.00kg	£267.45	£250.75
24T1046	1520D	27.50kg	£311.95	£292.50

- 1520D Table only available in Adult & Buffet heights
- 1520D Table is not available in Fuchsia
- For accessories see page 80

Table Name	Table Height
Buffet	760mm
Adult	700mm



 **MADE IN THE UK**

Laminate top colours:



5 Premier Folding Range



The Premier selection is a durable, hygienic range of the highest quality and benefits from polyurethane knock resistant edging.

CODE	DESCRIPTION	SIZE IN MM	PRICE	PRICE 5+
24T1047	Folding Table	1220L x 610W	£156.40	£146.65
24T1048	Folding Table	1220L x 685W	£160.20	£150.20
24T1049	Folding Table	1220L x 760W	£166.10	£155.75
24T1050	Folding Table	1520L x 610W	£172.65	£161.85
24T1051	Folding Table	1520L x 685W	£182.00	£170.65
24T1052	Folding Table	1520L x 760W	£189.55	£177.70
24T1053	Folding Table	1830L x 610W	£201.85	£189.25
24T1054	Folding Table	1830L x 685W	£205.85	£193.00
24T1055	Folding Table	1830L x 760W	£212.15	£198.90
24B1056	Stacking Bench	1220L x 254W	£93.75	£87.90
24B1057	Stacking Bench	1520L x 254W	£111.85	£104.90
24B1058	Stacking Bench	1830L x 254W	£123.55	£115.80



• For accessories see page 80

Table Name	Table Height	Bench Height
Buffet	760mm	483mm
Adult	700mm	432mm
Junior	635mm	381mm
Infant	584mm	
Pre-School	546mm	
Nursery	508mm	



 **MADE IN THE UK**

Laminate top colours:



10 Georgian Panel End Dining Range



The Georgian dining range is manufactured with 25mm MFC tops and panel ends with a modesty panel and levelling feet for additional strength and privacy. The range comes with metal to metal fixings.

CODE	DESCRIPTION	DIMENSIONS	PRICE
24T1059	Dining Table	1200W x 800D x 740H	£240.95
24T1060	Dining Table	1400W x 800D x 740H	£247.95
24T1061	Dining Table	1600W x 800D x 740H	£252.50
24T1062	Dining Table	1800W x 800D x 740H	£271.95
24T1063	Dining Table	2000W x 800D x 740H	£285.75
24B1064	Dining Bench	900W x 350D x 455H	£113.75
24B1064	Dining Bench	1100W x 350D x 455H	£121.75
24B1066	Dining Bench	1300W x 350D x 455H	£129.50
24B1067	Dining Bench	1500W x 350D x 455H	£141.95
24B1068	Dining Bench	1700W x 350D x 455H	£153.50

- Two tone top and frame colours available, price on request
- *NEW Dijon Walnut available from September 2024

 **MADE IN THE UK**



Top colours:



10 Georgian Poseur Tables



The Georgian breakout poseur height tables are manufactured with 25mm MFC tops and panel ends with a modesty panel and levelling feet for additional strength and privacy. The range comes with metal to metal fixings.

CODE	DESCRIPTION	DIMENSIONS	PRICE
24T1069	Poseur Table	1200W x 800D x 1050H	£288.50
24T1070	Poseur Table	1400W x 800D x 1050H	£293.50
24T1071	Poseur Table	1600W x 800D x 1050H	£297.25
24T1072	Poseur Table	1800W x 800D x 1050H	£317.95
24T1073	Poseur Table	2000W x 800D x 1050H	£335.75

- *NEW Dijon Walnut available from September 2024

 **MADE IN THE UK**

Top colours:



10 Georgian Dining Range

The Georgian breakout tables are manufactured with 25mm MFC tops and a 50 x 50mm steel frame with a footrail support bar and levelling feet. The range comes with metal to metal fixings and the tables are supplied with removable coat hooks at both ends. The benches are manufactured with 25mm MFC tops, and a 50 x 50mm steel frame and levelling feet.

CODE	DESCRIPTION	DIMENSIONS	PRICE
24T1074	Dining Table	1200W x 800D x 740H	£430.95
24T1075	Dining Table	1400W x 800D x 740H	£449.75
24T1076	Dining Table	1600W x 800D x 740H	£469.50
24T1077	Dining Table	1800W x 800D x 740H	£488.95
24T1078	Dining Table	2000W x 800D x 740H	£508.50

24B1079	Dining Bench	900W x 350D x 455H	£188.00
24B1080	Dining Bench	1100W x 350D x 455H	£198.75
24B1081	Dining Bench	1300W x 350D x 455H	£203.75
24B1082	Dining Bench	1500W x 350D x 455H	£215.25
24B1083	Dining Bench	1700W x 350D x 455H	£225.95

- *Handles not available in Bronze or Anthracite
- *NEW Dijon Walnut available from September 2024


 **MADE IN THE UK**



Top colours:



Frame colours:



10 Georgian Poseur Tables

The Georgian breakout poseur height tables are manufactured with 25mm MFC tops and a 50 x 50mm steel frame with a footrail support bar and levelling feet. The range comes with metal to metal fixings and the tables are supplied with removable coat hooks at both ends.

CODE	DESCRIPTION	DIMENSIONS	PRICE
24T1084	Poseur Table	1200W x 800D x 1050H	£456.25
24T1085	Poseur Table	1400W x 800D x 1050H	£475.00
24T1086	Poseur Table	1600W x 800D x 1050H	£494.75
24T1087	Poseur Table	1800W x 800D x 1050H	£514.25
24T1088	Poseur Table	2000W x 800D x 1050H	£533.75


- *Handles not available in Bronze or Anthracite
- *NEW Dijon Walnut available from September 2024

 **MADE IN THE UK**

Top colours:



Frame colours:



5 Cube Dining Set



With a durable and sturdy construction, a wipe clean surface and a 50mm thick laminate top this set is ideal for secondary, higher and further education settings. The benches store neatly under the table for space efficiency and they come with a 50mm steel frame in White only.

CODE	DESCRIPTION	SIZE IN MM	PRICE
24T1089	Cube Table	1510L x 610W x 767H	£376.25
24B1090	Cube Bench (set of 2)	1390L x 305W x 430H	£493.75
24PK1091	Set (Table + 2 Bench)	As Above	£768.75



Top colours:
 White Gloss
 Modern Oak

5 Standard Dining Set



The Standard bench set is a colourful, practical solution for dining rooms. The set comprises of two benches and a table with a choice of seven frame colours. The table top is manufactured from 25mm MDF with a White ABS edge and a 40mm square leg frame.

CODE	DESCRIPTION	PRICE
24SU1092	1600L x 800W x 760H Table 1400L x 400W x 450H Bench	£874.75
24SU1093	1800L x 800W x 760H Table 1600L x 400W x 450H Bench	£934.50
24SU1094	2000L x 800W x 760H Table 1800L x 400W x 450H Bench	£1022.25
24SU1095	2200L x 800W x 760H Table 2000L x 400W x 450H Bench	£1114.75

- These items are non returnable
- *Silver and White Frames are non-returnable


Laminate top colours:



PVC edge colours:



Frame colours:



MADE IN THE UK

5 Rainbow Dining Set



The Rainbow bench set is a colourful, practical solution for dining rooms. The set comprises of two benches and a table with a choice of seven frame colours. The table top is manufactured from 25mm MDF with a White ABS edge and a 40mm square leg frame.

CODE	DESCRIPTION	PRICE
24SU1096	1600L x 800W x 760H Table 1400L x 400W x 450H Bench	£874.75
24SU1097	1800L x 800W x 760H Table 1600L x 400W x 450H Bench	£934.50
24SU1098	2000L x 800W x 760H Table 1800L x 400W x 450H Bench	£1022.25
24SU1099	2200L x 800W x 760H Table 2000L x 400W x 450H Bench	£1114.75

- These items are non returnable

Top:



Frame colours:



MADE IN THE UK

16 Rectangular Mobile Seating Units

This innovative mobile folding dining furniture enables schools to convert halls into multi-use areas quickly and with minimum effort. Seats are available in a range of colours as shown below.


CODE	DESCRIPTION	SIZE IN MM	PRICE
24SU1100	8 Stool Table	2380L x 1500W x 685H	£812.50
24SU1101	8 Stool Table	2380L x 1500W x 735H	£812.50
24SU1102	12 Stool Table	3080L x 1500W x 685H	£956.25
24SU1103	12 Stool Table	3080L x 1500W x 735H	£956.25
24SU1104	16 Stool Table	3280L x 1500W x 650H	£1086.25

- Grey leg frame
- Seats are 330mm diameter


Table Height	Bench Height
650mm	340mm
685mm	375mm
735mm	425mm

 **MADE IN THE UK**

Laminate top colours:



Stool top colours:



16 Round Mobile Seating Units


This innovative mobile folding dining furniture enables schools to convert halls into multi-use areas quickly and with minimum effort. Seats are available in a range of colours shown below.

CODE	DESCRIPTION	SIZE IN MM	PRICE
24SU1105	8 Stool Table	2130 Diameter x 685H	£968.75
24SU1106	8 Stool Table	2130 Diameter x 735H	£968.75

- Grey leg frame
- Seats are 330mm diameter

 **MADE IN THE UK**

Laminate top colours:

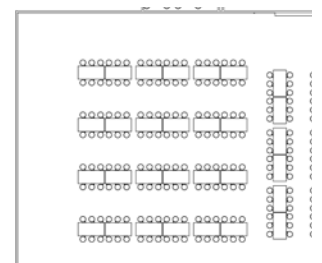


Stool top colours:




Plan & Design Services

Please call and make an appointment for us to come in and discuss your requirements.



5 Tilt Top Dining Tables



Laminate top colours:



These tilt top tables are perfect for use in dining rooms as they are easy to open, close then wheel away and store. They are available in a range of laminate top colours with an MDF edge and are supplied with 4 locking castors.

CODE	DESCRIPTION	SIZE IN MM	PRICE 2+
24T1107	Rectangular	1200L x 900W	£249.25
24T1108	Rectangular	1500L x 900W	£296.50
24T1109	Circular	1200D	£267.75
24T1110	Irregular Octagonal	1380L x 1000W	£284.00
24T1111	Equal Octagonal	1200L x 1200W	£284.00
24T1112	Oval	1610L x 900W	£359.75

- Circular table not available in 590mm height
- *Silver and White Frames are non-returnable


TABLE HEIGHTS:
590mm, 640mm, 710mm, 760mm



Edge:



Frame colours:



5 Premium Tilt Top Dining Tables



Laminate top colours:



These tilt top tables are perfect for use in dining rooms as they are easy to open, close then wheel away and store. They are available in a range of laminate top colours with a Spray PU edge and are supplied with 4 locking castors.

CODE	DESCRIPTION	SIZE IN MM	PRICE 2+
24T1113	Rectangular	1200L x 900W	£257.95
24T1114	Rectangular	1500L x 900W	£305.25
24T1115	Circular	1200D	£276.50
24T1116	Irregular Octagonal	1380L x 1000W	£292.75
24T1117	Equal Octagonal	1200L x 1200W	£292.75
24T1118	Oval	1610L x 900W	£368.50

- Circular table not available in 590mm height

TABLE HEIGHTS:
590mm, 640mm, 710mm, 760mm



Spray PU edge colours:



Frame:





DISPLAY BOARDS

Whiteboards	90
Mobile Boards	92
Easels	93
Lapboards	94
Noticeboards	96
Flameshield Boards	98
Accents Range	100
Eco Boards	101
Outdoor Boards	102

5 Non-Magnetic Whiteboards



The non-magnetic “Drymaster” double-sided whiteboards are plain on one side with a faint gridguide of 25mm squares on the reverse which is virtually undetectable to the onlooker.

CODE	SIZE IN MM	PRICE
24BD1119	900W x 600H	£30.15
24BD1120	1200W x 900H	£46.00
24BD1121	1200W x 1200H	£55.95
24BD1122	1500W x 1200H	£63.85
24BD1123	1800W x 1200H	£79.60
24BD1124	2400W x 1200H	£103.35

- 300mm pen ledge
- Wall fixings are included
- Aluminium frame with rounded corners

5 Magnetic Coated Steel Whiteboards



The magnetic coated steel whiteboards are a less costly alternative to the vitreous enamel steel option. They come with a magnetic dry wipe single-sided surface, an aluminium frame, rounded safety corners and concealed corner fixings.

CODE	SIZE IN MM	PRICE
24BD1125	900W x 600H	£30.85
24BD1126	1200W x 900H	£52.95
24BD1127	1200W x 1200H	£73.00
24BD1128	1500W x 1200H	£83.90
24BD1129	1800W x 1200H	£95.90
24BD1130	2400W x 1200H	£124.60

- 300mm pen ledge
- Wall fixings are included

25 Premium VES Magnetic Whiteboards



Our Premium vitreous enamel steel plain whiteboards offer the ultimate dry wipe single-sided surface. They come with an aluminium frame, rounded safety corners and concealed corner fixings.

CODE	SIZE IN MM	PRICE
24BD1131	900W x 600H	£49.85
24BD1132	1200W x 900H	£83.65
24BD1133	1200W x 1200H	£105.75
24BD1134	1500W x 1200H	£132.40
24BD1135	1800W x 1200H	£144.90
24BD1136	2400W x 1200H	£188.55

- 300mm pen ledge
- Wall fixings are included

5 Non-Magnetic Lines Boards

These non-magnetic whiteboards come with 75mm lines perfect for teaching and training environments supplied with a satin Silver anodised aluminium frame and concealed corner fixings.

CODE	SIZE IN MM	PRICE
24BD1137	900W x 600H	£97.85
24BD1138	1200W x 900H	£101.70
24BD1139	1200W x 1200H	£139.85
24BD1140	1500W x 1200H	£161.10
24BD1141	1800W x 1200H	£164.80
24BD1142	2400W x 1200H	£242.20

- 300mm pen ledge
- Wall fixings are included
- Aluminium frame with rounded corners



25 Magnetic Projection Boards

These dual use vitreous enamel steel projection boards have a semi-matt finish to reduce projection glare and a magnetic writing surface. The aluminium frame comes with rounded safety corners and concealed corner fixings.

CODE	SIZE IN MM	PRICE
24BD1143	1200W x 1200H	£171.10
24BD1144	1500W x 1200H	£217.25
24BD1145	1800W x 1200H	£264.65
24BD1146	2400W x 1200H	£308.35

- 300mm pen ledge
- Wall fixings are included



1 Whiteboard Accessories

The new re-useable magnetic dry wipe notelets are suitable for use on magnetic/metal surfaces and come in a pack of 40 including 10 of each colour: Yellow, Blue, Pink and Green. Also available is an assorted pack of drywipe marker pens and the dry wipe felt erasers.

CODE	DESCRIPTION	QUANTITY	PRICE
24ACC1147	Dry Wipe Marker Pens	Assorted Pack of 4	£14.40
24ACC1148	Dry Wipe Felt Eraser	Single	£14.40
24ACC1149	Dry Wipe Felt Eraser	Box of 12	£36.75
24ACC1150	Magnetic Notelets	Pack of 40	£16.90



5 Double Sided Mobile Whiteboards



The freestanding double-sided whiteboards come on a stand that is height adjustable by 210mm. The stands have locking castors, a stability bar and are fitted landscape as standard, a portrait fitting is available in 3 sizes as shown below. Magnetic boards only come with 2 plain sides.

CODE	DESCRIPTION	SIZE IN MM	PRICE
24BD1151	Non Magnetic	*900W x 600H	£103.60
24BD1152	Non Magnetic	*1200W x 900H	£115.50
24BD1153	Non Magnetic	1200W x 1200H	£124.60
24BD1154	Non Magnetic	*1500W x 1200H	£144.90
24BD1155	Non Magnetic	1800W x 1200H	£156.10
24BD1156	Magnetic	*900W x 600H	£111.15
24BD1157	Magnetic	*1200W x 900H	£127.35
24BD1158	Magnetic	1200W x 1200H	£143.55
24BD1159	Magnetic	*1500W x 1200H	£176.10
24BD1160	Magnetic	1800W x 1200H	£193.50

• Items marked * are available as a portrait fitting, please request at time of order

5 Double Sided Mobile Swivel Boards



The freestanding double-sided swivel whiteboards come on a mobile stand with locking castors and a stability bar. Magnetic boards only come with 2 plain sides.

CODE	DESCRIPTION	SIZE IN MM	PRICE
24BD1161	Non Magnetic	*900W x 1200H	£137.30
24BD1162	Non Magnetic	1200W x 900H	£137.30
24BD1163	Non Magnetic	1200W x 1200H	£149.80
24BD1164	Non Magnetic	1500W x 1200H	£163.60
24BD1165	Non Magnetic	1800W x 1200H	£178.60
24BD1166	Magnetic	*900W x 1200H	£189.75
24BD1167	Magnetic	1200W x 900H	£191.10
24BD1168	Magnetic	1200W x 1200H	£217.25
24BD1169	Magnetic	1500W x 1200H	£232.25
24BD1170	Magnetic	1800W x 1200H	£285.90

• Rotates 360°
 • Tilt & lock in any position
 • Items marked * come as portrait only

5 Junior Mobile Whiteboards



The freestanding, double-sided whiteboards come on a coated steel stand with braking castors and a stability bar. Choose from a non-magnetic or magnetic surface with a harlequin coloured frame.

CODE	DESCRIPTION	SIZE IN MM	PRICE
24BD1171	Non Magnetic	900W x 600H	£124.10
24BD1172	Non Magnetic	1200W x 900H	£133.60
24BD1173	Non Magnetic	1500W x 1200H	£162.30
24BD1174	Magnetic	900W x 600H	£153.65
24BD1175	Magnetic	1200W x 900H	£164.80
24BD1176	Magnetic	1500W x 1200H	£218.50

• Boards available Landscape or Portrait, add L or P to the code at the time of order
 • Overall stand foot depth is 540mm
 • Board is height adjustable by 210mm

1 Telescopic Easels

These telescopic, freestanding easels come with a non-magnetic or magnetic dry wipe surface with a sturdy metal stand which is height adjustable by 700mm. They are supplied with a full width pen ledge and a flipchart clamp which holds pads up to A1 size. The telescopic leg is designed for easy storage.

CODE	DESCRIPTION	SIZE IN MM	PRICE
24BD1177	Non Magnetic	600W x 900H	£63.65
24BD1178	Magnetic	750W x 1065H	£84.65

- Footprint 800W x 6756D
- Overall dimensions: 950W x 1650H



1 Mobile Easels

These mobile easels come with a flip chart clamp, are height adjustable by 250mm and are supplied with 5 castors.

The magnetic round base option comes in a range of 6 frame colours as shown below.

The star base is supplied with a non-magnetic or magnetic surface, comes complete with side bars for displaying multiple sheets (3 x A1) and the frame is supplied in Black only.

CODE	DESCRIPTION	SIZE IN MM	PRICE
24BD1179	Magnetic Round Base	680W x 900H	£128.70
24BD1180	Non Magnetic Star Base	740W x 1060H	£110.45
24BD1181	Magnetic Star Base	740W x 1060H	£124.10

- Overall dimensions: 1400W x 1900H

Frame options:



5 Mobile Magnetic Junior Easels

These magnetic easels come as a single or double-sided option with an adjustable mobile steel frame in 2 colours as shown below. The stand has 4 locking castors for safety and the board has an integral flip chart clamp and a big book display ledge.


CODE	DESCRIPTION	SIZE IN MM	PRICE
24BD1182	Single Sided	600W x 900H	£131.10
24BD1183	Double Sided	600W x 900H	£196.00

- Single sided footprint in mm is 652W x 642D
- Double sided footprint in mm is 652W x 664D
- Overall dimensions: 652W x 1350H

Frame options:



1 Wipe & Write Lapboards



These sturdy 3mm MDF unframed lapboards come in a variety of sizes. They are double sided and plain on both sides, printed in light grey so as not to distract pupils work.

CODE	DESCRIPTION	QUANTITY	SIZE IN MM	PRICE
24BD1184	A5 Plain	Pack of 35	209W x 150H	£46.00
24BD1185	A5 Plain	Pack of 100	209W x 150H	£128.70
24BD1186	A4 Plain	Pack of 35	297W x 209H	£51.75
24BD1187	A4 Plain	Pack of 100	297W x 209H	£138.65
24BD1188	A3 Plain	Pack of 10	420W x 297H	£36.75
24BD1189	A3 Plain	Pack of 30	420W x 297H	£82.70

These sturdy 3mm MDF unframed lapboards come in a variety of sizes. They are lined on one side and are plain on the other.

CODE	DESCRIPTION	QUANTITY	SIZE IN MM	PRICE
24BD1190	A4 Landscape 3 Lines	Pack of 35	297W x 209H	£55.10
24BD1191	A4 Landscape 3 Lines	Pack of 100	297W x 209H	£147.40
24BD1192	A4 Portrait 12 Lines	Pack of 35	209W x 297H	£55.10
24BD1193	A4 Portrait 12 Lines	Pack of 100	209W x 297H	£147.40
24BD1194	A3 Landscape 12 Lines	Pack of 10	420W x 297H	£36.75
24BD1195	A3 Landscape 12 Lines	Pack of 30	420W x 297H	£82.70
24BD1196	A3 Portrait 12 Lines	Pack of 10	297W x 420H	£36.75
24BD1197	A3 Portrait 12 Lines	Pack of 30	297W x 420H	£82.70

These sturdy 3mm MDF unframed lapboards come in a variety of sizes. They have a square grid on one side and are plain on the other.

CODE	DESCRIPTION	QUANTITY	SIZE IN MM	PRICE
24BD1198	A4 Squares	Pack of 35	297W x 209H	£55.10
24BD1199	A4 Squares	Pack of 100	297W x 209H	£147.40
24BD1200	A3 Squares	Pack of 10	420W x 297H	£36.75
24BD1201	A3 Squares	Pack of 30	420W x 297H	£82.70

These sturdy 3mm MDF unframed lapboards have handwriting examples and lines on one side and are plain on the other.

CODE	DESCRIPTION	QUANTITY	SIZE IN MM	PRICE
24BD1202	A4 Handwriting	Pack of 35	297W x 209H	£55.10
24BD1203	A4 Handwriting	Pack of 100	297W x 209H	£147.40

These sturdy 3mm MDF unframed lapboards have a 1-100 numbered grid on one side and a blank grid on the other.

CODE	DESCRIPTION	QUANTITY	SIZE IN MM	PRICE
24BD1204	A4 1-100 Grid	Pack of 35	297W x 209H	£55.10
24BD1205	A4 1-100 Grid	Pack of 100	297W x 209H	£147.40

These sturdy 3mm MDF unframed lapboards have a music score on one side and are plain on the other.

CODE	DESCRIPTION	QUANTITY	SIZE IN MM	PRICE
24BD1206	A3 Music	Pack of 35	297W x 209H	£55.10
24BD1207	A3 Music	Pack of 100	297W x 209H	£147.40

These sturdy 3mm MDF unframed lapboards come in a variety of sizes. They have a storyboard on one side and are plain on the other.

CODE	DESCRIPTION	QUANTITY	SIZE IN MM	PRICE
24BD1208	A3 Storyboard	Pack of 35	297W x 209H	£36.75
24BD1209	A3 Storyboard	Pack of 100	297W x 209H	£82.70

1 Rainbow Lapboards

These sturdy dry wipe lapboards are double sided and both sides are plain. They come with a colourful rainbow frame and magnetic or non magnetic options. The A4 sized lapboards come in packs of 10 and the A3 size in packs of 5.

CODE	DESCRIPTION	QUANTITY	SIZE IN MM	PRICE
24BD1210	A4 Non Magnetic	Pack of 10	293W x 209H	£36.75
24BD1211	A3 Non Magnetic	Pack of 5	418W x 293H	£36.75
24BD1212	A4 Magnetic	Pack of 10	293W x 209H	£46.00
24BD1213	A3 Magnetic	Pack of 5	418W x 293H	£46.00

- Double Sided
- For accessories see below



1 Flashcards

These sturdy 3mm MDF unframed, non magnetic write and wipe flashcards are plain on both sides. Ideal for whole class activities and a great aid to numeracy and literacy at primary school level.

CODE	DESCRIPTION	QUANTITY	SIZE IN MM	PRICE
24BD1214	Plain	Pack of 10	297W x 105H	£36.75
24BD1215	Plain	Pack of 5	297W x 105H	£101.10

- Double Sided
- For accessories see below



1 Chalk Boards

These sturdy 3mm MDF unframed, rigid chalkboards can be used portrait or landscape.

CODE	DESCRIPTION	QUANTITY	SIZE IN MM	PRICE
24BD1216	Chalkboard	Pack of 10	380W x 300H	£82.70
24BD1217	Chalkboard	Pack of 5	380W x 300H	£221.00

- Double Sided
- For accessories see below



1 Accessories

These accessories are available for the lapboards, flashcards and chalk boards as shown.

CODE	DESCRIPTION	QUANTITY	PRICE
24ACC1218	Mini Duster	Pack of 30	£18.25
24ACC1219	Junior Dry Wipe Pens - Black	Pack of 10	£23.00
24ACC1220	White Chalk	Pack of 100	£12.80
24ACC1221	Assorted Colour Chalk	Pack of 100	£12.80
24ACC1222	Large Chalk Duster		£9.50



2 Unframed Felt Noticeboards



Unframed noticeboards with a felt cover wrapped over the edges and fixed on the reverse side. Suitable for portrait or landscape use, boards can be butted together to form a large display surface.

CODE	SIZE IN MM	PRICE
24BD1223	900W x 600H	£32.80
24BD1224	1200W x 900H	£45.40
24BD1225	1200W x 1200H	£60.25
24BD1226	1500W x 1200H	£67.95
24BD1227	*1800W x 1200H	£75.65
24BD1228	*2400W x 1200H	£84.75

- Wall fixings included
- Suitable for pins and staples
- *These boards come in 2 pieces

Colour options:



2 Aluminium Frame Noticeboards



These felt noticeboards come with an aluminium frame and are suitable for portrait or landscape use. They have rounded safety corners, concealed corner fixings and come in a range of 4 colours.

CODE	SIZE IN MM	PRICE
24BD1229	900W x 600H	£32.20
24BD1230	1200W x 900H	£44.45
24BD1231	1200W x 1200H	£52.10
24BD1232	1500W x 1200H	£65.20
24BD1233	1800W x 1200H	£74.80
24BD1234	2400W x 1200H	£92.30

- Wall fixings included
- Suitable for pins and staples

Colour options:



2 Wooden Framed Noticeboards



These environmentally friendly noticeboards are constructed from a high proportion of recycled material with a wood effect frame in Light Beech and a hardboard core. The felt fabric cover is available in four colours as shown below.

CODE	SIZE IN MM	PRICE
24BD1235	900W x 600H	£40.10
24BD1236	1200W x 900H	£49.45
24BD1237	1200W x 1200H	£59.90
24BD1238	1500W x 1200H	£70.25
24BD1239	1800W x 1200H	£75.50
24BD1240	2400W x 1200H	£95.45

- Wall fixings included
- Suitable for pins and staples

Colour options:




2 Single Door Noticeboards

Single door, lockable felt noticeboards with an aluminium frame. The doors are virtually shatterproof PETG and have an internal clearance of 20mm. The boards can be hung landscape or portrait style and the hinges are on the long side.

CODE	Description	SIZE IN MM	PRICE
24BD1241	Side Hinged	900W x 600H	£80.65
24BD1242	Side Hinged	900W x 1200H	£115.00
24BD1243	Side Hinged	1200W x 1200H	£144.90
24BD1244	Top Hinged	900W x 600H	£100.60
24BD1245	Top Hinged	900W x 1200H	£148.60
24BD1246	Top Hinged	1200W x 1200H	£161.10

- Wall fixings included
- Suitable for pins and staples

Colour options:




2 Double Door Noticeboards

Double door, lockable felt noticeboards with an aluminium frame. The doors are virtually shatterproof PETG and have an internal clearance of 20mm. Can be hung landscape only.

CODE	Description	SIZE IN MM	PRICE
24BD1247	Side Hinged	1800W x 1200H	£221.00
24BD1248	Side Hinged	2400W x 1200H	£266.00
24BD1249	Top Hinged	1800W x 1200H	£290.95
24BD1250	Top Hinged	2400W x 1200H	£319.65

- Wall fixings included
- Suitable for pins and staples

Colour options:



2 Sliding Lockable Noticeboards

These fully tamperproof felt noticeboards come with locking sliding doors that do not open outwards or upwards. They have a white coated aluminium casing that is 60mm wide with smooth sliding aluminium framed polycarbonate doors which come with a key lock only.

CODE	DESCRIPTION	SIZE IN MM	PRICE
24BD1251	Twin Sliding Door	1200W x 1200H	£383.25
24BD1252	Twin Sliding Door	1800W x 1200H	£450.75
24BD1253	Twin Sliding Door	2400W x 1200H	£599.25

- Wall fixings included
- Suitable for pins and staples

Colour options:



2 Unframed Flameshield Noticeboards



These unframed Flameshield noticeboards comply fully to Fire Retardant Standard Class (0) recommended for use in corridors and unsupervised areas. They have a fire rated "Tri-cord" Hessian cover with square edges and corners.

CODE	SIZE IN MM	PRICE
24BD1254	900W x 600H	£48.10
24BD1255	1800W x 600H	£92.55
24BD1256	1200W x 900H	£70.95
24BD1257	1200W x 1200H	£84.65
24BD1258	1500W x 1200H	£109.10
24BD1259	*1800W x 1200H	£126.40
24BD1260	*2400W x 1200H	£154.85

- Wall fixings included
- Suitable for pins and staples
- *These boards come in 2 pieces

Colour options:



2 Aluminium Flameshield Noticeboards



The aluminium framed Flameshield noticeboards comply fully to Fire Retardant Standard Class (0) as recommended for use in corridors and unsupervised areas. They have a fire rated "Tri-cord" Hessian fabric cover with rounded safety corners.

CODE	SIZE IN MM	PRICE
24BD1261	900W x 600H	£52.10
24BD1262	1200W x 900H	£74.80
24BD1263	1200W x 1200H	£94.25
24BD1264	1500W x 1200H	£113.45
24BD1265	1800W x 1200H	£131.10
24BD1266	2400W x 1200H	£171.10

- Wall fixings included
- Suitable for pins and staples

Colour options:



2 Flameshield Lockable Noticeboards



The Flameshield lockable noticeboards comply fully to Fire Retardant Standard Class (0) as recommended for use in corridors and unsupervised areas. They have a fire rated "Tri-cord" Hessian fabric cover, an aluminium frame and rounded safety corners. The doors are virtually shatterproof PETG and have an internal clearance of 20mm.

CODE	DESCRIPTION	SIZE IN MM	PRICE
24BD1267	Single Door	900W x 600H	£132.40
24BD1268	Single Door	900W x 1200H	£186.10
24BD1269	Single Door	1200W x 1200H	£232.25
24BD1270	Double Door	1800W x 1200H	£350.85
24BD1271	Double Door	2400W x 1200H	£413.25

- Wall fixings included
- Suitable for pins and staples

Colour options:





2 Flameshield Lockable Noticeboards

These Flameshield lockable noticeboards comply fully to Fire Retardant Standard Class (0) as recommended for use in corridors and unsupervised areas. These top-hinged boards have a fire rated "Tri-cord" Hessian fabric cover, an aluminium frame and rounded safety corners. The doors are virtually shatterproof PETG and have an internal clearance of 20mm.

CODE	DESCRIPTION	SIZE IN MM	PRICE
24BD1272	Single Door	900W x 600H	£172.35
24BD1273	Single Door	1200W x 900H	£232.25
24BD1274	Single Door	1200W x 1200H	£268.40
24BD1275	Double Door	1800W x 1200H	£401.95
24BD1276	Double Door	2400W x 1200H	£488.15

- Wall fixings included
- Suitable for pins and staples

Colour options:



2 Mobile Noticeboards

These mobile noticeboards have double-sided panels with an aluminium frame and are covered both sides with fire retardant felt. They are supplied with locking castors, the boards are easy to assemble and are height adjustable by 210mm.

CODE	DESCRIPTION	SIZE IN MM	PRICE
24BD1277	Landscape	1200W x 900H	£129.90
24BD1278	Landscape	1200W x 1200H	£159.90
24BD1279	Landscape	1500W x 1200H	£181.00
24BD1280	Landscape	1800W x 1200H	£191.10
24BD1281	Portrait	900W x 1200H	£129.90
24BD1282	Portrait	1200W x 1500H	£181.00

- Suitable for pins and staples

Colour options:



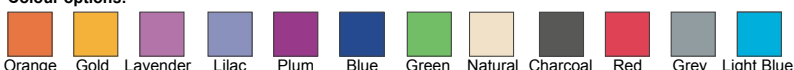
2 Mobile Insta-Wall

These sound absorbing mobile screens are ideal for temporary partitioning of large rooms, reception areas and halls. The lightweight but sturdy structure is safely and easily operated by one person and folds away when not in use. The superior design with full length piano hinges on each connected edge ensure the system is completely stable in any position including: straight line, bay, curve or right angle. Lockable castors are fitted to each panel.

CODE	DESCRIPTION	SIZE IN MM	PRICE
24BD1283	Three Screens	1800W x 1800H	£671.75
24BD1284	Five Screens	3000W x 1800H	£820.25
24BD1285	Seven Screens	4200W x 1800H	£1048.50

- Individual panel size 600W x 1800H

Colour options:



2 Unframed Noticeboards



The Accents unframed noticeboards have a felt covering which is wrapped around the edges and fixed on the reverse side. Suitable for portrait or landscape use.

CODE	SIZE IN MM	PRICE
24BD1286	900W x 600H	£45.10
24BD1287	1200W x 900H	£55.85
24BD1288	1200W x 1200H	£63.65
24BD1289	1500W x 1200H	£74.80
24BD1290	*1800W x 1200H	£80.10
24BD1291	*2400W x 1200H	£99.40

- Wall fixings included
- Suitable for pins and staples
- *These boards come in 2 pieces

Colour options:



2 Aluminium Framed Noticeboards



The Accents aluminium framed noticeboards have a felt cover and come with rounded safety corners and concealed corner fixings. Suitable for portrait or landscape use.

CODE	SIZE IN MM	PRICE
24BD1292	900W x 600H	£45.75
24BD1293	1200W x 900H	£55.10
24BD1294	1200W x 1200H	£67.60
24BD1295	1500W x 1200H	£79.45
24BD1296	1800W x 1200H	£86.90
24BD1297	2400W x 1200H	£104.70

- Wall fixings included
- Suitable for pins and staples

Colour options:



2 Tamperproof Noticeboards



The tamperproof noticeboards come with locking doors made from virtually shatterproof PETG. They have a felt cover with an aluminium frame and come with rounded safety corners and concealed corner fixings.

CODE	DESCRIPTION	SIZE IN MM	PRICE
24BD1298	Single Door Noticeboard	600W x 900H	£97.50
24BD1299	Single Door Noticeboard	900W x 1200H	£139.85
24BD1300	Single Door Noticeboard	1200W x 1200H	£159.90
24BD1301	Double Door Noticeboard	900W x 600H	£257.20
24BD1302	Double Door Noticeboard	1200W x 900H	£292.15

- Internal clearance between door and board is 20mm
- Double door models are landscape only
- Side hinged only.
- Wall fixings included
- Suitable for pins and staples

Colour options:



1 Resist-a-flame® Unframed Noticeboards

These Eco-Colour noticeboards are made from recycled waste material with acoustic properties to help reduce noise. They have been tested and classified to European 'Reaction to Fire' test standard and are suitable for use within sensitive public areas.

CODE	SIZE IN MM	PRICE
24BD1303	900W x 600H	£28.40
24BD1304	1200W x 900H	£47.10
24BD1305	1200W x 1200H	£61.85
24BD1306	1500W x 1200H	£75.10
24BD1307	1800W x 1200H	£89.80
24BD1308	2400W x 1200H	£115.55



Recycled colour options:



1 Resist-a-flame® Framed Noticeboards

These Eco-Colour noticeboards are made from recycled waste material with acoustic properties to help reduce noise. They come with an aluminium frame and have been tested and classified to European 'Reaction to Fire' test standard and are suitable for use within sensitive public areas.

CODE	SIZE IN MM	PRICE
24BD1309	900W x 600H	£42.35
24BD1310	1200W x 900H	£69.40
24BD1311	1200W x 1200H	£85.10
24BD1312	1500W x 1200H	£101.75
24BD1313	1800W x 1200H	£131.40
24BD1314	2400W x 1200H	£155.40



Recycled colour options:



1 Resist-a-flame® Tamperproof Noticeboards

These Eco-Colour noticeboards are made from recycled waste material with acoustic properties to help reduce noise. They come with an aluminium frame and have been tested and classified to European 'Reaction to Fire' test standard and the clear doors are tested separately to BS476 Part 7 and classified as Class 1.

CODE	DESCRIPTION	SIZE IN MM	PRICE
24BD1315	Single Door Noticeboard	900W x 600H	£100.60
24BD1316	Single Door Noticeboard	900W x 1200H	£140.10
24BD1317	Single Door Noticeboard	1200W x 1200H	£166.35
24BD1318	Double Door Noticeboard	1800W x 1200H	£254.10
24BD1319	Double Door Noticeboard	2400W x 1200H	£298.50

- Side hinged only
- Suitable for use in sensitive areas



Recycled colour options:



2 WeatherShield Outdoor Showcases



The WeatherShield showcases are fully weather resistant with a uniquely designed double seal and a fully enclosed case. Tested to the officially recognised IP55 test of dust and water ingress. The hinged double locking, gas strut assisted doors features fire rated and virtually shatterproof polycarbonate glazing and is supplied with a key lock as standard.

CODE	DESCRIPTION	SIZE IN MM	PRICE
24BD1320	Landscape (4 x A4)	742W x 555H	£254.75
24BD1321	Portrait (4 x A4)	560W x 735H	£254.75
24BD1322	Landscape (8 x A4)	1005W x 735H	£277.25
24BD1323	Portrait (9 x A4)	780W x 1031H	£304.75
24BD1324	Portrait (12 x A4)	1005W x 1031H	£349.50
24BD1325	Landscape (15 x A4)	1220W x 1031H	£372.25
24BD1326	Landscape (18 x A4)	1423W x 1031H	£475.00


- Wall Mounted
- Freestanding option available, price on request
- Mix and match colour options are non-returnable



Colour Options with Aluminium frame:



Powder coated frame/felt options:



2 WeatherShield Outdoor Signage



The WeatherShield showcase is fully weather resistant with a uniquely designed double seal and fully enclosed case which prevents rain or moisture getting in. The showcase is mounted on a backing board which is personalised with a curved header text, a logo or crest beneath the text and a footer text to display your mission statement. The hinged double locking door features fire rated and virtually shatterproof polycarbonate glazing. There are gas strut assisted doors for ease of use.

CODE	DESCRIPTION	SIZE IN MM	PRICE
24BD1327	Portrait (12 x A4)	1005W x 1031H	£796.50


- Overall Sign Size: 1500W x 1400H
- Wall Mounted
- Freestanding option available, price on request
- Personalised signs are non-returnable



Matching felt/frame options:



Mixed felt/frame options:





CLASSROOM STORAGE

Harlequin Range	104
Gratnell Trays	108
Wooden Tray Units	108
Extra Deep Units	111
Book Trolleys	112
Metal Tray Units	113
Plan Chests	114

5 Tray Storage Units



The Harlequin range is a vibrant and interesting take on classroom furniture, just as reliable and durable as all of our other ranges, it puts a colourful spin on the units and is guaranteed to add fun to any classroom or learning environment. Comes supplied on castors.

CODE	DESCRIPTION	TRAYS	SIZE IN MM	PRICE
24TU1328	Single Bay	6	356W x 460D x 615H	£151.65
24TU1329	Double Bay	12	690W x 460D x 615H	£252.95
24TU1330	Triple Bay	18	1024W x 460D x 615H	£315.50
24TU1331	Triple Bay	24	1024W x 460D x 779H	£390.95

• Trays available in any of the Gratnell Tray colour options as shown on page 108



5 Jumbo Storage Unit



The Harlequin range is a vibrant and interesting take on classroom furniture, just as reliable and durable as all of our other ranges, it puts a colourful spin on the units and is guaranteed to add fun to any classroom or learning environment. Comes supplied on castors.

CODE	DESCRIPTION	TRAYS	SIZE IN MM	PRICE
24TU1332	Quad Bay	12	1358W x 460D x 1107H	£549.15

• Fits 12 Jumbo trays
• Trays available in any of the Gratnell Tray colour options as shown on page 108



5 Double Bay Shelf Units

The Harlequin range is a vibrant and interesting take on classroom furniture, just as reliable and durable as all of our other ranges, it puts a colourful spin on the units and is guaranteed to add fun to any classroom or learning environment. Comes supplied on castors.

CODE	TRAYS	SIZE IN MM	PRICE
24TU1333	8	690W x 460D x 789H	£266.40

- Comes with 2 Shelves
- Trays available in any of the Gragnell Tray colour options as shown on page 108



5 Triple Bay Shelf Units

The Harlequin range is a vibrant and interesting take on classroom furniture, just as reliable and durable as all of our other ranges, it puts a colourful spin on the units and is guaranteed to add fun to any classroom or learning environment. Comes supplied on castors.

CODE	TRAYS	SIZE IN MM	PRICE
24TU1334	10	1024W x 460D x 789H	£377.00

- Comes with 2 Shelves
- Trays available in any of the Gragnell Tray colour options as shown on page 108



5 Shelves

The Harlequin range is a vibrant and interesting take on classroom furniture, just as reliable and durable as all of our other ranges, it puts a colourful spin on the units and is guaranteed to add fun to any classroom or learning environment.

CODE	SHELVES	SIZE IN MM	PRICE
23BC1335	1	900W x 320D x 600H	£218.35
23BC1336	2	900W x 320D x 800H	£244.20
23BC1337	3	900W x 320D x 1200H	£270.05



5 Double Bay Kinderbox Units



The Harlequin range is a vibrant and interesting take on classroom furniture, just as reliable and durable as all of our other ranges, it puts a colourful spin on the units and is guaranteed to add fun to any classroom or learning environment. Comes supplied on castors.

CODE	TRAYS	SIZE IN MM	PRICE
24TU1338	8	690W x 460D x 671H	£297.40

- Comes with 4 bays
- Trays available in any of the Gratnell Tray colour options as shown on page 108

5 Triple Bay Kinderbox Units



The Harlequin range is a vibrant and interesting take on classroom furniture, just as reliable and durable as all of our other ranges, it puts a colourful spin on the units and is guaranteed to add fun to any classroom or learning environment. Comes supplied on castors.

CODE	TRAYS	SIZE IN MM	PRICE
24TU1339	12	1024W x 460D x 671H	£380.45

- Comes with 6 bays
- Trays available in any of the Gratnell Tray colour options as shown on page 108

5 Kinder Box



The Harlequin range is a vibrant and interesting take on classroom furniture, just as reliable and durable as all of our other ranges, it puts a colourful spin on the units and is guaranteed to add fun to any classroom or learning environment. Comes supplied on castors.

CODE	BAYS	SIZE IN MM	PRICE
24TU1340	4	1024W x 460D x 671H	£140.80

- Trays available in any of the Gratnell Tray colour options as shown on page 108

5 Big Book Holder

The Harlequin range is a vibrant and interesting take on classroom furniture, just as reliable and durable as all of our other ranges, it puts a colourful spin on the units and is guaranteed to add fun to any classroom or learning environment. Comes supplied on castors.

CODE	BAYS	SIZE IN MM	PRICE
23BC1341	6	695W x 504D x 760H	£239.05



5 Mobile Cupboard

The Harlequin range is a vibrant and interesting take on classroom furniture, just as reliable and durable as all of our other ranges, it puts a colourful spin on the units and is guaranteed to add fun to any classroom or learning environment. Comes supplied on castors.

CODE	SHELVES	SIZE IN MM	PRICE 2+
24CP1342	2	695W x 504D x 760H	£321.70

• This unit is lockable and supplied with 2 keys as standard



5 Gratnell Trays



All of the wooden units come with shallow trays as standard unless specified, although we can offer alternative size trays as long as they fit the unit.

CODE	DESCRIPTION	SIZE IN MM	PRICE
24ACC1343	Shallow	312W x 427D x 75H	£6.45
24ACC1344	Deep	312W x 427D x 150H	£9.45
24ACC1345	Extra Deep	312W x 430D x 225H	£12.60
24ACC1346	Jumbo	312W x 430D x 300H	£15.45

- Shallow trays come as standard
- Deep tray = 2 x shallow trays
- Extra deep tray = 3 x shallow trays
- Jumbo tray = 4 x shallow trays



Tray colours:



5 Single Bay Storage Units



Mobile tray storage units come with an 18mm MDF carcass with an 8mm backboard, lockable castors and come complete with shallow Gratnell trays as standard.

CODE	TRAYS	SIZE IN MM	PRICE OPEN UNIT	PRICE WITH DOOR
24TU1347 /D	5	356W x 460D x 533H	£102.70	£122.75
24TU1348 /D	6	356W x 460D x 615H	£118.05	£145.20
24TU1349 /D	7	356W x 460D x 697H	£133.45	£160.60
24TU1350 /D	8	356W x 460D x 779H	£148.80	£175.95
24TU1351 /D	9	356W x 460D x 861H	£177.75	£204.90
24TU1352 /D	10	356W x 460D x 943H	£193.15	£220.30
24TU1353 /D	12	356W x 460D x 1107H	£237.45	£264.60

- Single bay lock available, price on request
- Static with a plinth option at no extra charge
- Add 20mm to depth when choosing doors
- Add /D to your code if you require the unit with a door



Carcass colour options:



PLEASE ADD /D TO YOUR CODE IF YOU REQUIRE A UNIT WITH DOORS

5 Double Bay Storage Units

These storage units come with an 18mm MDF carcass with an 8mm backboard, a choice of lockable castors or a static plinth and come complete with shallow Gratnell trays as standard.

CODE	TRAYS	SIZE IN MM	PRICE OPEN UNIT	PRICE WITH DOORS
24TU1354 /D	10	690W x 460D x 533H	£206.70	£248.05
24TU1355 /D	12	690W x 460D x 615H	£223.90	£264.60
24TU1356 /D	14	690W x 460D x 697H	£254.65	£295.35
24TU1357 /D	16	690W x 460D x 779H	£271.80	£298.95
24TU1358 /D	18	690W x 460D x 861H	£302.55	£343.30
24TU1359 /D	20	690W x 460D x 943H	£306.20	£346.90
24TU1360 /D	24	690W x 460D x 1107H	£367.65	£408.35
24TU1361 /D	32*	690W x 460D x 1510H	£504.25	£572.10

- Double bay lock available, price on request
- Add 20mm depth when choosing doors
- 32* tray unit is static as standard

Carcass colour options:



PLEASE ADD /D TO YOUR CODE IF YOU REQUIRE A UNIT WITH DOORS



5 Triple Bay Storage Units

These storage units come with an 18mm MDF carcass with an 8mm backboard, a choice of lockable castors or a static plinth and come complete with shallow Gratnell trays as standard.

CODE	TRAYS	SIZE IN MM	PRICE OPEN UNIT	PRICE WITH DOORS
24TU1362 /D	15	1024W x 460D x 533H	£256.45	£310.70
24TU1363 /D	18	1024W x 460D x 615H	£263.80	£302.55
24TU1364 /D	21	1024W x 460D x 697H	£308.00	£348.70
24TU1365 /D	24	1024W x 460D x 779H	£326.35	£378.05
24TU1366 /D	27	1024W x 460D x 861H	£386.70	£440.95
24TU1367 /D	30	1024W x 460D x 943H	£419.25	£473.50
24TU1368 /D	36	1024W x 460D x 1107H	£497.90	£565.75
24TU1369 /D	48*	1024W x 460D x 1510H	£668.85	£736.70

- Triple bay lock available, price on request
- Add 20mm depth when choosing doors
- 48* tray unit is static as standard

Carcass colour options:



PLEASE ADD /D TO YOUR CODE IF YOU REQUIRE A UNIT WITH DOORS



5 Quad Bay Storage Units

These storage units come with an 18mm MDF carcass with an 8mm backboard, a choice of lockable castors or a static plinth and come complete with shallow Gratnell trays as standard.

CODE	TRAYS	SIZE IN MM	PRICE OPEN UNIT	PRICE WITH DOORS
24TU1370 /D	20	1358W x 460D x 533H	£333.35	£387.60
24TU1371 /D	24	1358W x 460D x 615H	£354.10	£408.40
24TU1372 /D	28	1358W x 460D x 697H	£388.50	£442.75
24TU1373 /D	32	1358W x 460D x 779H	£431.25	£482.95
24TU1374 /D	36	1358W x 460D x 861H	£497.90	£552.20
24TU1375 /D	40	1358W x 460D x 943H	£545.85	£573.00
24TU1376 /D	48*	1358W x 460D x 1107H	£601.00	£668.85

- Quad bay lock available, price on request
- Add 20mm depth when choosing doors
- 48* tray unit is static as standard

Carcass colour options:



PLEASE ADD /D TO YOUR CODE IF YOU REQUIRE A UNIT WITH DOORS



5 Double Bay Storage Units with Shelves



These storage units come with an 18mm MDF carcass with an 8mm backboard, a choice of lockable castors or a static plinth and come complete with shallow Gratnell trays and shelf options as shown below.

CODE	TRAYS	SHELVES	SIZE IN MM	PRICE OPEN UNIT	PRICE WITH DOOR
24TU1377 /D	5	1 Adjustable	690W x 460D x 533H	£197.65	£238.35
24TU1378 /D	6	1 Adjustable	690W x 460D x 615H	£213.05	£253.75
24TU1379 /D	7	1 Adjustable	690W x 460D x 697H	£242.00	£269.10
24TU1380 /D	8	2 Adjustable	690W x 460D x 779H	£270.95	£311.65
24TU1381 /D	9	2 Adjustable	690W x 460D x 861H	£286.30	£327.00
24TU1382 /D	10	2 Adjustable	690W x 460D x 943H	£288.10	£328.80
24TU1383 /D	12	2 Adjustable	690W x 460D x 1107H	£332.45	£386.70

- Add 20mm to depth when choosing doors
- Door covers tray side only, price on request if a lock is required
- Add /D to your code if you require the unit with a door

Carcass colour options:



5 Triple Bay Storage Units with Shelves



These storage units come with an 18mm MDF carcass with an 8mm backboard, a choice of lockable castors or a static plinth and come complete with shallow Gratnell trays and shelf options as shown below.

CODE	TRAYS	SHELVES	SIZE IN MM	PRICE OPEN UNIT	PRICE WITH DOOR
24TU1384 /D	5	1 Adjustable	1024W x 460D x 533H	£238.25	£266.15
24TU1385 /D	6	1 Adjustable	1024W x 460D x 615H	£240.20	£268.60
24TU1386 /D	7	1 Adjustable	1024W x 460D x 697H	£282.70	£309.85
24TU1387 /D	8	2 Adjustable	1024W x 460D x 779H	£271.60	£297.40
24TU1388 /D	9	2 Adjustable	1024W x 460D x 861H	£327.00	£354.15
24TU1389 /D	10	2 Adjustable	1024W x 460D x 943H	£342.40	£369.50
24TU1390 /D	12	2 Adjustable	1024W x 460D x 1107H	£386.70	£413.85

- Add 20mm to depth when choosing doors
- Door covers tray side only, price on request if a lock is required
- Add /D to your code if you require the unit with a door

Carcass colour options:



5 Quad Bay Storage Units with Shelves



These storage units come with an 18mm MDF carcass with an 8mm backboard, a choice of lockable castors or a static plinth and come complete with shallow Gratnell trays and shelf options as shown below.

CODE	TRAYS	SHELVES	SIZE IN MM	PRICE OPEN UNIT	PRICE WITH DOORS
24TU1391 /D	10	1 Adjustable	1358W x 460D x 533H	£315.25	£383.10
24TU1392 /D	12	1 Adjustable	1358W x 460D x 615H	£359.55	£413.85
24TU1393 /D	14	1 Adjustable	1358W x 460D x 697H	£390.30	£444.60
24TU1394 /D	16	2 Adjustable	1358W x 460D x 779H	£407.50	£461.75
24TU1395 /D	18	2 Adjustable	1358W x 460D x 861H	£438.25	£492.50
24TU1396 /D	20	2 Adjustable	1358W x 460D x 943H	£496.15	£550.40
24TU1397 /D	24	2 Adjustable	1358W x 460D x 1107H	£530.50	£598.35

- Add 20mm to depth when choosing doors
- Door covers tray side only, price on request if a lock is required
- Add /D to your code if you require the unit with a door

Carcass colour options:



PLEASE ADD /D TO YOUR CODE IF YOU REQUIRE A UNIT WITH DOORS

5 Single Bay Storage Units

Mobile tray storage units come with an 18mm MDF carcass with an 8mm backboard, lockable castors and come complete with extra deep Gratnell trays.

CODE	TRAYS	SIZE IN MM	PRICE OPEN UNIT	PRICE WITH DOOR
24TU1398 /D	2	356W x 460D x 615H	£141.15	£161.80
24TU1399 /D	3	356W x 460D x 861H	£185.25	£212.35
24TU1400 /D	4	356W x 460D x 1107H	£229.30	£256.45

- Single bay lock available, price on request
- Static with a plinth option at no extra charge
- Add 20mm to depth when choosing doors
- Add /D to your code if you require the unit with doors

Carcass colour options:



5 Double Bay Storage Units

Mobile tray storage units come with an 18mm MDF carcass with an 8mm backboard, lockable castors and come complete with extra deep Gratnell trays.

CODE	TRAYS	SIZE IN MM	PRICE OPEN UNIT	PRICE WITH DOORS
24TU1401 /D	4	690W x 460D x 615H	£242.90	£283.60
24TU1402 /D	6	690W x 460D x 861H	£290.35	£331.05
24TU1403 /D	8	690W x 460D x 1107H	£337.85	£378.55

- Double bay lock available, price on request
- Static with a plinth option at no extra charge
- Add 20mm to depth when choosing doors
- Add /D to your code if you require the unit with doors

Carcass colour options:



5 Triple Bay Storage Units

Mobile tray storage units come with an 18mm MDF carcass with an 8mm backboard, lockable castors and come complete with extra deep Gratnell trays.

CODE	TRAYS	SIZE IN MM	PRICE OPEN UNIT	PRICE WITH DOORS
24TU1404 /D	6	1024W x 460D x 615H	£317.50	£371.80
24TU1405 /D	9	1024W x 460D x 861H	£395.50	£449.80
24TU1406 /D	12	1024W x 460D x 1107H	£446.40	£514.20

- Triple bay lock available, price on request
- Static with a plinth option at no extra charge
- Add 20mm to depth when choosing doors
- Add /D to your code if you require the unit with doors

Carcass colour options:



PLEASE ADD /D TO YOUR CODE IF YOU REQUIRE A UNIT WITH DOORS

5 Mobile Book Trolleys



Popular mobile units with added storage/display to top. Fully mobile with an 18mm MDF carcass with lockable castors and comes complete with shallow Gratnell trays as standard.

CODE	DESCRIPTION	SIZE IN MM	PRICE
24TU1407	8 Tray Mobile Book Trolley	690W x 460D x 671H	£245.75
24TU1408	12 Tray Mobile Book Trolley	1024W x 460D x 671H	£304.65

- Supplied on lockable castors
- Shallow trays supplied as standard



Carcass colour options:



5 Mobile Book Trolleys



A popular mobile unit with added storage/display to top. Fully mobile with an 18mm MDF carcass with lockable castors and comes complete with shallow Gratnell trays as standard.

CODE	DESCRIPTION	SIZE IN MM	PRICE
24TU1409	12 Tray Mobile Book Trolley	690W x 460D x 900H	£291.75
24TU1410	18 Tray Mobile Book Trolley	1024W x 460D x 900H	£393.00

- Supplied on lockable castors
- Shallow trays supplied as standard



Carcass colour options:



5 Gratnell Trays



Shallow trays are supplied as standard in the colours shown. Other size trays available with these units.



Tray colours:



5 Single Bay Metal Frame Units

Rigid, fully welded steel frame storage units, supplied fully assembled. The units are mobile, unless stated otherwise, and supplied with shallow trays as standard. They come with a laminated top with a Spray PU edge.

CODE	ROWS	SIZE IN MM	PRICE 2+
24TU1411	6	366W x 435D x 610H	£171.55
24TU1412	7	366W x 435D x 690H	£198.65
24TU1413	8	366W x 435D x 770H	£210.75

- Deep or Jumbo trays can be supplied, price on request
- *Silver and White Frames are non-returnable


Laminate top colours:



Spray PU edge colours:



Frame colours:



Tray colour options shown on page 112



5 Double Bay Metal Frame Units

Rigid, fully welded steel frame storage units, supplied fully assembled. The units are mobile, unless stated otherwise, and supplied with shallow trays as standard. They come with a laminated top with a Spray PU edge.

CODE	TRAYS	SIZE IN MM	PRICE 2+
24TU1414	12	705W x 435D x 610H	£276.35
24TU1415	14	705W x 435D x 690H	£297.85
24TU1416	16	705W x 435D x 770H	£319.45
24TU1417	*36	705W x 435D x 1550H	£504.95

- Deep or Jumbo trays can be supplied, price on request
- *Static unit available only
- *Silver and White Frames are non-returnable


Laminate top colours:



Spray PU edge colours:



Frame colours:



5 Triple Bay Metal Frame Units

Rigid, fully welded steel frame storage units, supplied fully assembled. The units are mobile, unless stated otherwise, and supplied with shallow trays as standard. They come with a laminated top with a Spray PU edge.

CODE	TRAYS	SIZE IN MM	PRICE 2+
24TU1418	18	1048W x 435D x 610H	£380.60
24TU1419	21	1048W x 435D x 690H	£412.20
24TU1420	24	1048W x 435D x 770H	£443.75
24TU1421	27	1048W x 435D x 783H	£478.20
24TU1422	*54	1048W x 435D x 1550H	£703.15
24TU1423	*60	1048W x 435D x 1710H	£766.25

- *Static unit available only
- *Silver and White Frames are non-returnable


Laminate top colours:



Spray PU edge colours:



Frame colours:



5 A1 Plan Chests



These professional plan chests are manufactured in 18mm solid wood MDF in a choice of 5 colour options as shown below. Each unit has metal runners and bump resistant plastic edges. Due to the weight of these units certain options will be delivered in 2 sections that simply connect together with the supplied fittings.

CODE	DRAWERS	SIZE IN MM	PRICE
24PC1424	3	1010W x 705D x 466H	£515.40
24PC1425	4	1010W x 705D x 586H	£457.40
24PC1426	5	1010W x 705D x 706H	£512.95
24PC1427	6	1010W x 705D x 867H	£554.30
24PC1428	7	1010W x 705D x 987H	£624.10
24PC1429	8	1010W x 705D x 1107H	£693.20
24PC1430	9	1010W x 705D x 1227H	£763.00
24PC1431	10	1010W x 705D x 1347H	£832.10

• Static options available at no extra charge



Colour options:



5 A2 Plan Chests



These professional plan chests are manufactured in 18mm solid wood MDF in a choice of 5 colour options as shown below. Each unit has metal runners and bump resistant plastic edges. Due to the weight of these units certain options will be delivered in 2 sections that simply connect together with the supplied fittings.

CODE	DRAWERS	SIZE IN MM	PRICE
24PC1432	3	542W x 705D x 466H	£346.25
24PC1433	4	542W x 705D x 586H	£374.05
24PC1434	5	542W x 705D x 706H	£415.40
24PC1435	6	542W x 705D x 867H	£485.20
24PC1436	7	542W x 705D x 987H	£554.30
24PC1437	8	542W x 705D x 1107H	£624.10
24PC1438	9	542W x 705D x 1227H	£693.20
24PC1439	10	542W x 705D x 1347H	£763.00

• Static options available at no extra charge



Colour options:





LIBRARY FURNITURE

Bean Bags	116
Library Carpets	120
Flat Top Bookcases	124
Library Bookcases	126
Book Browsers	128
Kinder Boxes	128
Mobile Book Trolleys	128

1 Bean Bag Chairs




This supportive bean bag is exciting enough to make even the most reluctant reader pick up a book. The leatherette fabric is anti-microbial and flame retardant to the British Standards for school/ educational environments. They are very robust and are water, urine and stain resistant.

CODE	DESCRIPTION	SIZE IN MM	PRICE
24BB1440	Primary School	700W x 700D	£78.75
24BB1441	Secondary School	800W x 800D	£93.75

- Easy clean, tear, puncture and stain resistant
- Indoor/outdoor fabric is also available in the colours below at no additional cost

Fabric colours:



1 Bean Bag Seats



The bean bag seat comes with a larger back and flatter seat than the standard bean bag chair. The leatherette fabric is anti-microbial and flame retardant to the British Standards for school/educational environments. They are very robust and are water, urine and stain resistant.

CODE	DESCRIPTION	SIZE IN MM	PRICE
24BB1442	Primary School	700W x 700D	£82.50
24BB1443	Secondary School	800W x 800D	£108.75

- Easy clean, tear, puncture and stain resistant
- Indoor/outdoor fabric is also available in the colours below at no additional cost

Fabric colours:



1 Bean Bag Slabs




The slab is a multi use bean bag: Lay it flat and it's a large floor cushion, on it's side it becomes a hammock seat, or prop it against the wall and you've got a chair. The leatherette fabric is anti-microbial and flame retardant to the British Standards for school/educational environments. They are very robust and are water, urine and stain resistant.

CODE	DESCRIPTION	SIZE IN MM	PRICE
24BB1444	Primary School	700W x 700D	£75.00
24BB1445	Secondary School	800W x 800D	£91.25

- Easy clean, tear, puncture and stain resistant
- Indoor/outdoor fabric is also available in the colours below at no additional cost

Fabric colours:



1 Bean Bag Stool


The bean bag stool is easy to move around, stack away and is ideal for group interaction in the classroom and library areas. The leatherette fabric is anti-microbial and flame retardant to the British Standards for school/educational environments. They are very robust and are water, urine and stain resistant.

CODE	DESCRIPTION	SIZE IN MM	PRICE
24BB1446	Primary School	500W x 400D	£57.50

- Easy clean, tear, puncture and stain resistant
- Indoor/outdoor fabric is also available in the colours below at no additional cost



Fabric colours:



1 Bean Bag Circle


The bean bag circle is a great seating solution for primary classroom interaction. The leatherette fabric is anti-microbial and flame retardant to the British Standards for school/educational environments. They are very robust and are water, urine and stain resistant.

CODE	DESCRIPTION	SIZE IN MM	PRICE
24BB1447	Primary School	500W x 400D	£72.50

- Easy clean, tear, puncture and stain resistant
- Indoor/outdoor fabric is also available in the colours below at no additional cost



Fabric colours:



1 Bean Bag Square


The bean bag square is a functional shape that can be configured for efficient use of space. The leatherette fabric is anti-microbial and flame retardant to the British Standards for school/educational environments. They are very robust and are water, urine and stain resistant.

CODE	DESCRIPTION	SIZE IN MM	PRICE
24BB1448	Primary School	700W x 700D	£75.00

- Easy clean, tear, puncture and stain resistant
- Indoor/outdoor fabric is also available in the colours below at no additional cost



Fabric colours:



1 Animal Bean Bags



The pre-school and primary animal bean bag collection is ideal for stimulating young minds and look great in the classroom. The indoor/outdoor fabric is made from soft shower-proof and UV resistant material, ensuring the bean bags won't be damaged by sun or rain. They are flame retardant, water resistant and come with a tamperproof zip closure. Available in sets of 5 or as a full set of 10.

Set 1 includes Parrot, Bug, Mouse, Hedgehog & Penguin.
Set 2 includes Bee, Elephant, Ladybird, Panda & Owl.

CODE	DESCRIPTION	SIZE IN MM	PRICE
24BB1449	Set 1	1380L x 800W	£442.50
24BB1450	Set 2	1380L x 800W	£442.50
24BB1451	Full Set of 10	1380L x 800W	£882.50



1 Maths Cubes



The 3 piece primary maths cubes set is a brilliant tool to make maths fun and engaging for young minds. The indoor/outdoor fabric is made from soft shower-proof and UV resistant material, ensuring the bean bags won't be damaged by sun or rain. They are flame retardant, water resistant and come with a tamperproof zip closure.

Set includes 2 x number cubes and 1 x maths symbol cube.

CODE	DESCRIPTION	SIZE IN MM	PRICE
24BB1452	Set of 3 Cubes	400L x 400W	£192.50



1 Classic Book Bean Bags

The classic primary book bean bag collection is ideal for stimulating young minds and look great in the classroom. The indoor/outdoor fabric is made from soft shower-proof and UV resistant material, ensuring the bean bags won't be damaged by sun or rain. They are flame retardant, water resistant and come with a tamperproof zip closure.

Set 1 includes The Wonderful Wizard of Oz, Alice's Adventures in Wonderland and Peter Pan.
Set 2 includes Oliver Twist, The Jungle Book and Treasure Island.

CODE	DESCRIPTION	SIZE IN MM	PRICE
24BB1453	Set 1	1250L x 1000W	£397.50
24BB1454	Set 2	1250L x 1000W	£397.50
24BB1455	Set 3 - All 6 Books	1250L x 1000W	£793.75



1 Fruit & Veg Bean Bags

The pre-school and primary fruit & veg bean bag collection is ideal for stimulating young minds and look great in the classroom. The indoor/outdoor fabric is made from soft shower-proof and UV resistant material, ensuring the bean bags won't be damaged by sun or rain. They are flame retardant, water resistant and come with a tamperproof zip closure. Available as a set of 4 fruit, a set of 4 veg or as a full set of 8.

CODE	DESCRIPTION	SIZE IN MM	PRICE
24BB1456	Set of 4 Fruits	380D x 200H	£166.25
24BB1457	Set of 4 Veg	380D x 200H	£166.25
24BB1458	Set of 8 Fruit & Veg	380D x 200H	£266.25



5 A-Z Carpet



The A-Z carpet is designed specifically with Key Stage 1 Literary Curriculum relevance in mind. It is perfect for children to sit and enhance learning word and letter recognition in a fun, interactive way. The carpets are tightly bound around the edges to prevent fraying, it is abrasion resistant and meets all relevant safety standards.

CODE	DESCRIPTION	SIZE IN MM	PRICE
24MAT1459	A-Z Grid	2000W x 1500D	£78.95

- Crease Resistant
- Rhombus™ anti-skid Dura-Latex™ safety backing



5 Numbers Carpet



The colourful 1-100 Numbers carpet is great for basic numeracy skills encouraging children to learn through interaction and play. The carpets are tightly bound around the edges to prevent fraying, it is abrasion resistant and meets all relevant safety standards.

CODE	DESCRIPTION	SIZE IN MM	PRICE
24MAT1460	1-100 Numbers	2000W x 1500D	£78.95

- Crease Resistant
- Rhombus™ anti-skid Dura-Latex™ safety backing



5 Multiplication Carpet



The colourful Multiplication Grid carpet is specifically designed with Key Stage 1 Numeracy Curriculum relevance in mind. The carpets are tightly bound around the edges to prevent fraying, it is abrasion resistant and meets all relevant safety standards.

CODE	DESCRIPTION	SIZE IN MM	PRICE
24MAT1461	Multiplication Grid	2000W x 2000D	£204.95

- Crease Resistant
- Rhombus™ anti-skid Dura-Latex™ safety backing



5 Alphabet Carpet

The Alphabet carpet is designed specifically with Key Stage 1 Literary Curriculum relevance in mind. It is perfect for children to sit and enhance learning word, letter and picture associations using upper and lower case font and clearly identifiable pictures. The carpets are tightly bound around the edges to prevent fraying, it is abrasion resistant and meets all relevant safety standards.

CODE	DESCRIPTION	SIZE IN MM	PRICE
24MAT1462	Alphabet Pictures	3000W x 2000D	£259.95

- Crease Resistant
- Rhombus™ anti-skid Dura-Latex™ safety backing



5 Square Alphabet Carpet

The Square Alphabet carpet is designed specifically with Key Stage 1 Literary Curriculum relevance in mind. It is perfect for children to sit and enhance learning word, letter and picture associations using upper and lower case font and clearly identifiable pictures. The carpets are tightly bound around the edges to prevent fraying, it is abrasion resistant and meets all relevant safety standards.

CODE	DESCRIPTION	SIZE IN MM	PRICE
24MAT1463	Square Alphabet	2000W x 2000D	£204.95

- Crease Resistant
- Rhombus™ anti-skid Dura-Latex™ safety backing



5 World Map Carpet

Ideal for encouraging group discussions about the world, continents, countries, climates, animals and multicultural studies. Doubles up as a colourful backdrop for creative small world play. The carpets are tightly bound around the edges to prevent fraying, it is abrasion resistant and meets all relevant safety standards.

CODE	DESCRIPTION	SIZE IN MM	PRICE
24MAT1464	World Map	3000W x 2000D	£139.95

- Crease Resistant
- Light & Durable
- Rhombus™ anti-skid Dura-Latex™ safety backing



5 Mindfulness Carpet



The Mindfulness carpet is ideal for creating a quiet and calming space in the classroom and promotes children's emotional health and wellbeing. The carpets are tightly bound around the edges to prevent fraying. It is abrasion resistant and meets all relevant safety standards.

CODE	DESCRIPTION	SIZE IN MM	PRICE
24MAT1465	Mindfulness Carpet	2000W x 2000D	£215.95

- Crease Resistant
- Rhombus™ anti-skid Dura-Latex™ safety backing



5 Yoga Position Carpet



The Yoga Position carpet can help with managing anxiety, improving concentration, development strength and flexibility. The carpet is tightly bound around the edges to prevent fraying. It is abrasion resistant and meets all relevant safety standards.

CODE	DESCRIPTION	SIZE IN MM	PRICE
24MAT1466	Yoga Carpet	2000W x 2000D	£204.95

- Crease Resistant
- Rhombus™ anti-skid Dura-Latex™ safety backing



5 Yoga Position Mini Carpets



The Yoga Position set of 32 mini carpets can help with managing anxiety, improving concentration, development strength and flexibility. The carpets are tightly bound around the edges to prevent fraying, it is abrasion resistant and meets all relevant safety standards. The set comes complete with a holdall for easy storage.

CODE	DESCRIPTION	SIZE IN MM	PRICE
24MAT1467	32 Mini Carpets	400W x 400D	£149.95

- Crease Resistant
- Suitable for indoor and outdoor use



5 Numbers Mini Carpets

The Rainbow™ set of numbers 1 to 24 mini carpets are great for basic group numeracy skills. The carpets are tightly bound around the edges to prevent fraying, it is abrasion resistant and meets all relevant safety standards. The set comes complete with a holdall for easy storage.

CODE	DESCRIPTION	SIZE IN MM	PRICE
24MAT1468	24 Mini Carpets	400W x 400D	£147.95

- Crease Resistant
- Suitable for indoor and outdoor use



5 Natural World Mini Carpets

Pack of woodland themed indoor / outdoor carpet tiles which allow children to practice sums and number bonds. Pack includes numbers 0-10, corresponding objects for relating to the theme as well as plus, minus and equals signs. Versatile indoor outdoor backing makes them suitable for use in any setting. The set comes complete with a holdall for easy storage.

CODE	DESCRIPTION	SIZE IN MM	PRICE
24MAT1469	35 Mini Carpets	400W x 400D	£164.95

- Crease Resistant
- Suitable for indoor and outdoor use



5 Hopscotch Indoor Carpet

The Hopscotch indoor carpet is recommended for classrooms and soft play areas and is designed to encourage learning through interaction and play. The carpets are tightly bound around the edges to prevent fraying, it is abrasion resistant and meets all relevant safety standards.

CODE	DESCRIPTION	SIZE IN MM	PRICE
24MAT1470	Indoor Carpet	1000W x 3000L	£113.95

- Crease Resistant
- Rhombus™ anti-skid Dura-Latex™ safety backing



5 Slimline Flat Top Bookcases



These single sided flat top bookcases are a high quality option to build yourself the perfect library. Comes with an 18mm MDF carcass with 18mm shelves and a choice of carcass and edging colours as shown below.

CODE	DESCRIPTION	SHELVES	SIZE IN MM	PRICE
24BC1471	Single sided	1	375W x 325D x 750H	£174.40
24BC1472	Single sided	2	375W x 325D x 900H	£187.35
24BC1473	Single sided	3	375W x 325D x 1200H	£200.25
24BC1474	Single sided	4	375W x 325D x 1500H	£231.25
24BC1475	Single sided	5	375W x 325D x 1800H	£257.10

• Grey, Maple, Oak and White options are non-returnable

Carcass colour options:



Edge colours:



5 Flat Top Bookcases



These single or double sided flat top bookcases are a high quality option to build yourself the perfect library. Comes with an 18mm MDF carcass with 18mm shelves and a choice of carcass and edging colours as shown below.

CODE	DESCRIPTION	SHELVES	SIZE IN MM	PRICE
24BC1476	Single sided	1	750W x 325D x 750H	£205.45
24BC1477	Single sided	2	750W x 325D x 900H	£231.25
24BC1478	Single sided	3	750W x 325D x 1200H	£257.10
24BC1479	Single sided	4	750W x 325D x 1500H	£282.95
24BC1480	Single sided	5	750W x 325D x 1800H	£308.80

24BC1481	Double sided	2	750W x 650D x 750H	£321.70
24BC1482	Double sided	4	750W x 650D x 900H	£347.55
24BC1483	Double sided	6	750W x 650D x 1200H	£412.15
24BC1484	Double sided	8	750W x 650D x 1500H	£463.85
24BC1485	Double sided	10	750W x 650D x 1800H	£415.55

• Grey, Maple, Oak and White options are non-returnable

Carcass colour options:



Edge colours:



5 Flat Top Cupboards



A flat top library cupboard with double doors and shelves. Comes with an 18mm MDF carcass with 18mm shelves and a choice of carcass and edging colours as shown below.

CODE	DESCRIPTION	SHELVES	SIZE IN MM	PRICE
23CP1486	Single sided	1	750W x 325D x 750H	£257.20
23CP1487	Single sided	2	750W x 325D x 900H	£282.95
23CP1488	Single sided	3	750W x 325D x 1200H	£308.80
23CP1489	Single sided	4	750W x 325D x 1500H	£342.40
23CP1490	Single sided	5	750W x 325D x 1800H	£373.40

• Grey, Maple, Oak and White options are non-returnable

Carcass colour options:



Edge colours:



5 Flat Top External Corner Bookcases

Ideal for corners or to finish a run of shelving units. Manufactured with an 18mm MDF carcass with 18mm adjustable shelves and a choice of carcass and edging colours as shown below.

CODE	DESCRIPTION	SHELVES	SIZE IN MM	PRICE
24BC1491	Corner	1	325W x 325D x 750H	£166.65
24BC1492	Corner	2	325W x 325D x 900H	£179.60
24BC1493	Corner	3	325W x 325D x 1200H	£205.45
24BC1494	Corner	4	325W x 325D x 1500H	£231.25
24BC1495	Corner	5	325W x 325D x 1800H	£257.10

• Grey, Maple, Oak and White options are non-returnable

Carcass colour options:



Edge colours:



5 Flat Top End Cap Bookcases

The end cap units fit on the end of a double sided bookcase. Manufactured with an 18mm MDF carcass with 18mm adjustable shelves and a choice of carcass and edging colours as shown below.

CODE	DESCRIPTION	SHELVES	SIZE IN MM	PRICE
24BC1496	End Cap	2	650W x 325D x 750H	£213.20
24BC1497	End Cap	4	650W x 325D x 900H	£231.25
24BC1498	End Cap	6	650W x 325D x 1200H	£244.20
24BC1499	End Cap	8	650W x 325D x 1500H	£270.05
24BC1500	End Cap	10	650W x 325D x 1800H	£303.65

• Grey, Maple, Oak and White options are non-returnable

Carcass colour options:



Edge colours:



5 Flat Top Internal Corner Bookcases

Ideal for corners as a space saving option and comes with adjustable shelves. Manufactured with an 18mm MDF carcass with 18mm shelves and a choice of carcass and edging colours as shown below.

CODE	DESCRIPTION	SHELVES	SIZE IN MM	PRICE
24BC1501	Corner	1	750W x 750W x 325D x 750H	£316.55
24BC1502	Corner	2	750W x 750W x 325D x 900H	£360.50
24BC1503	Corner	3	750W x 750W x 325D x 1200H	£399.25
24BC1504	Corner	4	750W x 750W x 325D x 1500H	£438.00
24BC1505	Corner	5	750W x 750W x 325D x 1800H	£484.55

• Grey, Maple, Oak and White options are non-returnable

Carcass colour options:



Edge colours:



5 Slimline Bookcases



These single sided slimline bookcases are a high quality option to build yourself the perfect library. Comes with an 18mm MDF carcass with 18mm shelves and a choice of carcass and edging colours as shown below.

CODE	DESCRIPTION	SHELVES	SIZE IN MM	PRICE
24BC1506	Single sided	1	375W x 325D x 750H	£205.45
24BC1507	Single sided	2	375W x 325D x 900H	£218.35
24BC1508	Single sided	3	375W x 325D x 1200H	£231.25
24BC1509	Single sided	4	375W x 325D x 1500H	£244.20
24BC1510	Single sided	5	375W x 325D x 1800H	£270.05

• Grey, Maple, Oak and White options are non-returnable

Carcass colour options:



Edge colours:



5 Library Bookcases



These single or double sided library bookcases are a high quality option to build yourself the perfect library. Comes with an 18mm MDF carcass with 18mm shelves and a choice of carcass and edging colours as shown below.

CODE	DESCRIPTION	SHELVES	SIZE IN MM	PRICE
24BC1511	Single sided	1	750W x 325D x 750H	£231.25
24BC1512	Single sided	2	750W x 325D x 900H	£244.20
24BC1513	Single sided	3	750W x 325D x 1200H	£270.05
24BC1514	Single sided	4	750W x 325D x 1500H	£295.90
24BC1515	Single sided	5	750W x 325D x 1800H	£321.70
24BC1516	Double sided	2	750W x 650D x 750H	£321.70
24BC1517	Double sided	4	750W x 650D x 900H	£355.30
24BC1518	Double sided	6	750W x 650D x 1200H	£419.95
24BC1519	Double sided	8	750W x 650D x 1500H	£476.80
24BC1520	Double sided	10	750W x 650D x 1800H	£528.45

• Grey, Maple, Oak and White options are non-returnable

Carcass colour options:



Edge colours:



5 Library Display Bookcases



These display bookcases are available as single or double units with adjustable shelves and an 18mm MDF carcass with 18mm shelves and a choice of carcass and edging colours.

CODE	DESCRIPTION	SHELVES	SIZE IN MM	PRICE
24BC1521	Single sided	1	750W x 325D x 750H	£257.10
24BC1522	Single sided	2	750W x 325D x 900H	£270.05
24BC1523	Single sided	3	750W x 325D x 1200H	£295.90
24BC1524	Single sided	4	750W x 325D x 1500H	£321.70
24BC1525	Single sided	5	750W x 325D x 1800H	£347.55
24BC1526	Double sided	2	750W x 650D x 750H	£386.35
24BC1527	Double sided	4	750W x 650D x 900H	£412.15
24BC1528	Double sided	6	750W x 650D x 1200H	£476.80
24BC1529	Double sided	8	750W x 650D x 1500H	£528.45
24BC1530	Double sided	10	750W x 650D x 1800H	£593.05

• Top shelf slanted for display purposes
• Grey, Maple, Oak and White options are non-returnable

Carcass colour options:



Edge colours:



5 Library Cupboards

A library cupboard with double doors and shelves. Comes with an 18mm MDF carcass with 18mm shelves and a choice of carcass and edging colours as shown below.

CODE	DESCRIPTION	SHELVES	SIZE IN MM	PRICE
23CP1531	Single sided	1	750W x 325D x 750H	£277.80
23CP1532	Single sided	2	750W x 325D x 900H	£303.65
23CP1533	Single sided	3	750W x 325D x 1200H	£329.50
23CP1534	Single sided	4	750W x 325D x 1500H	£355.30
23CP1535	Single sided	5	750W x 325D x 1800H	£381.15

• Grey, Maple, Oak and White options are non-returnable



Carcass colour options:



Edge colours:



5 Library Internal Corner Bookcases

Ideal for corners as a space saving option and comes with adjustable shelves. Manufactured with an 18mm MDF carcass with 18mm shelves and a choice of carcass and edging colours as shown below.

CODE	DESCRIPTION	SHELVES	SIZE IN MM	PRICE
24BC1536	Internal Corner	1	750W x 750W x 325D x 750H	£308.80
24BC1537	Internal Corner	2	750W x 750W x 325D x 900H	£347.55
24BC1538	Internal Corner	3	750W x 750W x 325D x 1200H	£399.25
24BC1539	Internal Corner	4	750W x 750W x 325D x 1500H	£438.05
24BC1540	Internal Corner	5	750W x 750W x 325D x 1800H	£476.80

• Grey, Maple, Oak and White options are non-returnable



Carcass colour options:



Edge colours:



5 Library Bookcases

Ideal for corners or to finish a run of shelving units. The end cap units fit on the end of a double sided bookcase and the external corner units fit at the end of a single run. Manufactured with an 18mm MDF carcass with 18mm adjustable shelves and a choice of carcass and edging colours as shown below.

CODE	DESCRIPTION	SHELVES	SIZE IN MM	PRICE
24BC1541	External Corner	1	325W x 325W x 325D x 750H	£161.50
24BC1542	External Corner	2	325W x 325W x 325D x 900H	£174.40
24BC1543	External Corner	3	325W x 325W x 325D x 1200H	£200.25
24BC1544	External Corner	4	325W x 325W x 325D x 1500H	£226.10
24BC1545	External Corner	5	325W x 325W x 325D x 1800H	£251.95
24BC1546	End Cap	2	650W x 325D x 750H	£205.45
24BC1547	End Cap	4	650W x 325D x 900H	£231.25
24BC1548	End Cap	6	650W x 325D x 1200H	£244.20
24BC1549	End Cap	8	650W x 325D x 1500H	£270.05
24BC1550	End Cap	10	650W x 325D x 1800H	£295.90

• Grey, Maple, Oak and White options are non-returnable

Carcass colour options:



Edge colours:



5 Library Book Browsers



These book browsers come with 4 top storage compartments and as either a mobile or static option. Manufactured with an 18mm MDF carcass and a choice of carcass and edging colours as shown below.

CODE	DESCRIPTION	SIZE IN MM	PRICE
24LBC1551	Mobile Book Browser	750W x 500D x 400H	£205.45
24LBC1552	Static Book Browser	750W x 500D x 700H	£231.25

• Grey, Maple, Oak and White options are non-returnable

Carcass colour options:



Edge colours:



5 Kinder Boxes



These kinder boxes come with top storage compartments with mobile or static options. Manufactured with an 18mm MDF carcass and a choice of carcass and edging colours as shown below.

CODE	DESCRIPTION	SIZE IN MM	PRICE
24LBC1553	Static Kinder Box	610W x 600D x 425H	£140.80
24LBC1554	Low Mobile Kinder Box	610W x 600D x 300H	£140.80
24LBC1555	Low Mobile Wide Kinder Box	1200W x 600D x 300H	£244.20
24LBC1556	Mobile Kinder Box with Shelf	610W x 600D x 465H	£179.60
24LBC1557	Mobile Kinder Box with Shelf	1200W x 600D x 465H	£277.80

• Grey, Maple, Oak and White options are non-returnable

Carcass colour options:



Edge colours:



5 Double Sided Mobile Book Trolleys



These mobile book trolleys are an ideal option for additional book storage space and is supplied on castors. Comes with an 18mm MDF carcass and a choice of carcass and edging colours as shown below.

CODE	DESCRIPTION	SIZE IN MM	PRICE
24LBC1558	Book Trolley 2 shelves	900W x 460D x 900H	£218.35
24LBC1559	Book Trolley with Storage Top	900W x 460D x 900H	£257.10

• Grey, Maple, Oak and White options are non-returnable

Carcass colour options:



Edge colours:





LOCKERS

Wooden Lockers	130
Giorgian Lockers	131
Steel Lockers	132
Media Lockers	136
Low Level Lockers	140

5 Wooden Lockers



All lockers come with a solid 18mm MDF carcass, are supplied with a lock to each door and are fitted with fold back safety hinges. The lockers come in 2 depths and a choice of door and carcass colours as shown below.

CODE	DESCRIPTION	OVERALL SIZE IN MM	PRICE
24L1560	Single Door	300W x 350D x 1370H	£218.35
24L1561	Two Door	300W x 350D x 1370H	£244.20
24L1562	Three Door	300W x 350D x 1370H	£270.05
24L1563	Single Door	300W x 450D x 1370H	£237.75
24L1564	Two Door	300W x 450D x 1370H	£257.10
24L1565	Three Door	300W x 450D x 1370H	£295.90

- Special sizes can be made and lockers can be nested, price on request
- Single door lockers come with 1 shelf and 2 coat pegs

Colour options:



5 Wooden Lockers



All lockers come with a solid 18mm MDF carcass, are supplied with a lock to each door and are fitted with fold back safety hinges. The lockers come in a choice of door and carcass colours as shown below.

CODE	DESCRIPTION	OVERALL SIZE IN MM	PRICE
24L1566	Single Door	400W x 400D x 1800H	£270.05
24L1567	Two Door	400W x 400D x 1800H	£295.90
24L1568	Three Door	400W x 400D x 1800H	£334.65
24L1569	Four Door	400W x 400D x 1800H	£360.50

- Single door lockers come with 1 shelf and 2 coat pegs

Colour options:



10 Kubbyclass Lockers




The Kubbyclass lockers are a premium option available in a variety of colours. The lockers are an 18mm MDF thick solid construction with solid 18mm back panels. The single door option comes with a shelf and 2 coat pegs. The hinges allow the doors to open a full 170° for easy access and they come with flush mounted metal handles.

CODE	DESCRIPTION	OVERALL SIZE IN MM	PRICE
24L1570	Single Door	400W x 320D x 1500H	£270.05
24L1571	Two Door	400W x 320D x 1500H	£295.90
24L1572	Three Door	400W x 320D x 1500H	£321.70

- Single door lockers come with 1 shelf and 2 coat pegs

Door colour options:



Carcass options:



10 Giorgian Lockers

The Giorgian lockers come with a 25mm MFC carcass, are supplied with either a pull key lock or a combination lock and are fitted with soft closing hinges. The lockers are available as a 2, 3 or 4 door option and are all supplied with hidden adjustable feet.

CODE	DESCRIPTION	DOORS	OVERALL SIZE IN MM	PRICE
24L1573	Pull Key Lock	2	394W x 430D x 834H	£234.25
24L1574	Pull Key Lock	3	394W x 430D x 1217H	£314.75
24L1575	Pull Key Lock	4	394W x 430D x 1600H	£411.50
24L1576	Combination Lock	2	394W x 430D x 834H	£234.25
24L1577	Combination Lock	3	394W x 430D x 1217H	£314.75
24L1578	Combination Lock	4	394W x 430D x 1600H	£411.50

- Special sizes can be made and lockers can be nested, price on request
- Internal dimensions: 358W x 400D x 355H
- *NEW Dijon Walnut available from September 2024



Standard Pull Lock Key



Combination Lock



Top colours:



10 Giorgian Tall Lockers

The Giorgian tall locker comes with a 25mm MFC carcass, is supplied with either a pull key lock or a combination lock and is fitted with soft closing hinges. The tall locker is available as a 2 tier option only and is supplied with hidden adjustable feet.

CODE	DESCRIPTION	DOORS	OVERALL SIZE IN MM	PRICE
24L1579	Pull Lock	2	394W x 430D x 1600H	£270.00
24L1580	Combination Lock	2	394W x 430D x 1600H	£270.00

- Special sizes can be made and lockers can be nested, price on request
- Internal dimensions: 358W x 400D x 734H
- *NEW Dijon Walnut available from September 2024



Standard Pull Lock Key



Combination Lock



Top colours:



Engineered to provide a quality, sturdy and robust locker that comes with a durable powder coated finish for a longer-life. All components are manufactured from 0.7mm mild steel with the exception of the doors and frame which are 0.9mm.



Standard Cam Lock

High quality microspring disc lock comes as standard with all lockers unless specified in your order. Supplied with 2 keys.



Hasp & Staple Lock

No cost option allowing easy use of padlock fitting (padlock not supplied). Please request at time of order.



Door Ventilation

All our steel locker doors come with corner ventilation, however we can offer the option for additional ventilation which will add approximately 5% to the price of the locker. Minimum quantities may be required, please contact us for availability and pricing.



Plastic Number Plate

Code: 24ACC1581 Price: £2.50

These will be supplied in numerical order for the number of doors ordered. However if you require a specific number sequence please specify at time of order.



Nesting Bolts

Code: 24ACC1582 Price: £8.75

Supplied in a pack of 100, these can be used to nest your lockers together in a longer run for stability.



Integral Sloping tops

Code: 24ACC1583 Price: £11.95

The optional sloping top prevents the accumulation of rubbish and is available on all standard 1780mm High lockers adding an additional height of 150mm.



Combination Lock

Code: 24ACC1584 Price: £29.95

An effective 4 digit code combination lock with up to 10,000 possible combinations. These locks are re-programmable and a master override key is sold separately.



Combination Lock Master Key

Code: 24ACC1585 Price: £14.25



This key is used to override and re-programme the combination lock.

1 Lockers 305W x 305D

Engineered to provide a quality, sturdy and robust locker that comes with a durable powder coated finish for a longer-life. All components are manufactured from 0.7mm mild steel with the exception of the doors and frame which are 0.9mm.

CODE	DESCRIPTION	OVERALL SIZE IN MM	SINGLE	NEST OF 2	NEST OF 3
24L1586	Single Door	305W x 305D x 1780H	£87.75	£165.25	£242.75
24L1587	Two Door	305W x 305D x 1780H	£114.95	£219.25	£323.75
24L1588	Three Door	305W x 305D x 1780H	£124.75	£238.75	£352.95
24L1589	Four Door	305W x 305D x 1780H	£133.25	£255.95	£378.75
24L1590	Five Door	305W x 305D x 1780H	£142.75	£274.95	£407.00
24L1591	Six Door	305W x 305D x 1780H	£164.25	£318.00	£471.95

- DUE TO FLUCTUATIONS IN STEEL COSTS PRICES MAY BE SUBJECT TO CHANGE
- These items are made to order and non-returnable
- Internal dimensions 241W x 285D
- Top shelf & double coat hook included in single locker
- Double coat hook included per compartment in 2 door locker
- Accessories available, as shown on page 136



1 Lockers 305W x 380D

Engineered to provide a quality, sturdy and robust locker that comes with a durable powder coated finish for a longer-life. All components are manufactured from 0.7mm mild steel with the exception of the doors and frame which are 0.9mm.

CODE	DESCRIPTION	OVERALL SIZE IN MM	SINGLE	NEST OF 2	NEST OF 3
24L1592	Single Door	305W x 380D x 1780H	£94.25	£175.95	£257.50
24L1593	Two Door	305W x 380D x 1780H	£119.50	£226.25	£333.00
24L1594	Three Door	305W x 380D x 1780H	£131.25	£249.75	£368.50
24L1595	Four Door	305W x 380D x 1780H	£143.50	£274.50	£405.50
24L1596	Five Door	305W x 380D x 1780H	£148.25	£283.95	£419.75
24L1597	Six Door	305W x 380D x 1780H	£166.75	£320.75	£474.95

- DUE TO FLUCTUATIONS IN STEEL COSTS PRICES MAY BE SUBJECT TO CHANGE
- These items are made to order and non-returnable
- Internal dimensions 241W x 370D
- Top shelf & double coat hook included in single locker
- Double coat hook included per compartment in 2 door locker
- Accessories available, as shown on page 136



1 Lockers 305W x 460D



Engineered to provide a quality, sturdy and robust locker that comes with a durable powder coated finish for a longer-life. All components are manufactured from 0.7mm mild steel with the exception of the doors and frame which are 0.9mm.

CODE	DESCRIPTION	OVERALL SIZE IN MM	SINGLE	NEST OF 2	NEST OF 3
24L1598	Single Door	305W x 460D x 1780H	£104.95	£193.95	£282.75
24L1599	Two Door	305W x 460D x 1780H	£128.25	£240.25	£352.50
24L1600	Three Door	305W x 460D x 1780H	£139.75	£263.50	£386.95
24L1601	Four Door	305W x 460D x 1780H	£149.75	£283.25	£416.95
24L1602	Five Door	305W x 460D x 1780H	£156.50	£296.95	£437.50
24L1603	Six Door	305W x 460D x 1780H	£178.95	£341.75	£504.50

• DUE TO FLUCTUATIONS IN STEEL COSTS PRICES MAY BE SUBJECT TO CHANGE


- These items are made to order and non-returnable
- Internal dimensions 241W x 440D
- Top shelf & double coat hook included in single locker
- Double coat hook included per compartment in 2 door locker
- Accessories available, as shown on page 136



MEETS BS 4680:1996
excluding size specification



Door colour options:



Carcass colour options:



1 Lockers 380W x 380D



Engineered to provide a quality, sturdy and robust locker that comes with a durable powder coated finish for a longer-life. All components are manufactured from 0.7mm mild steel with the exception of the doors and frame which are 0.9mm.

CODE	DESCRIPTION	OVERALL SIZE IN MM	SINGLE	NEST OF 2	NEST OF 3
24L1604	Single Door	380W x 380D x 1780H	£104.95	£193.95	£282.75
24L1605	Two Door	380W x 380D x 1780H	£128.25	£240.25	£352.50
24L1606	Four Door	380W x 380D x 1780H	£149.75	£283.25	£416.95
24L1607	Six Door	380W x 380D x 1780H	£178.95	£341.75	£504.50

• DUE TO FLUCTUATIONS IN STEEL COSTS PRICES MAY BE SUBJECT TO CHANGE

- These items are made to order and non-returnable
- Internal dimensions 316W x 370D
- Top shelf & double coat hook included in single locker
- Double coat hook included per compartment in 2 door locker
- Accessories available, as shown on page 136



MEETS BS 4680:1996
excluding size specification



Door colour options:



Carcass colour options:



1 Lockers 380W x 460D


Engineered to provide a quality, sturdy and robust locker that comes with a durable powder coated finish for a longer-life. All components are manufactured from 0.7mm mild steel with the exception of the doors and frame which are 0.9mm.

CODE	DESCRIPTION	OVERALL SIZE IN MM	SINGLE	NEST OF 2
24L1608	Single Door	380W x 460D x 1780H	£114.75	£213.50
24L1609	Two Door	380W x 460D x 1780H	£139.50	£262.95
24L1610	Four Door	380W x 460D x 1780H	£161.95	£307.75
24L1611	Six Door	380W x 460D x 1780H	£196.75	£375.95

- DUE TO FLUCTUATIONS IN STEEL COSTS PRICES MAY BE SUBJECT TO CHANGE
- These items are made to order and non-returnable
- Internal dimensions 316W x 440D
- Top shelf & double coat hook included in single locker
- Double coat hook included per compartment in 2 door locker
- Accessories available, as shown on page 136



Door colour options:



Carcass colour options:



1 Lockers 460W x 460D

Engineered to provide a quality, sturdy and robust locker that comes with a durable powder coated finish for a longer-life. All components are manufactured from 0.7mm mild steel with the exception of the doors and frame which are 0.9mm.

CODE	DESCRIPTION	OVERALL SIZE IN MM	SINGLE	NEST OF 2
24L1612	Single Door	460W x 460D x 1780H	£124.50	£233.25
24L1613	Two Door	460W x 460D x 1780H	£150.75	£285.75
24L1614	Three Door	460W x 460D x 1780H	£160.25	£304.25
24L1615	Four Door	460W x 460D x 1780H	£174.25	£332.25

- DUE TO FLUCTUATIONS IN STEEL COSTS PRICES MAY BE SUBJECT TO CHANGE
- These items are made to order and non-returnable
- Internal dimensions 396W x 440D
- Top shelf & double coat hook included in single locker
- Double coat hook included per compartment in 2 door locker
- Accessories available, as shown on page 136



Door colour options:



Carcass colour options:



1 Single Door Lapbox Lockers



These laptop storage lockers have individual compartments behind a single lockable door secured by a solid, sturdy hinge and an option of a Standard Cam or Hasp and Staple lock. They are constructed with a 0.9mm steel frame and doors and 0.7mm steel body and have been tested to the highest UKCA standard.

The powered lockers come with either USB-C & USB-A or UK 240v. These are supplied with an IEC-C inlet which is powered by a 2 metre 'kettle lead' with a 10Amp fused RCD cable and are tested to BS EN ISO/IEC 17050-1:2010

CODE	DESCRIPTION	POWER	OVERALL SIZE IN MM	INTERNAL SIZE IN MM	PRICE
24L1616	8 Compartment	None	305W x 305D x 1000H	295W x 265D x 95H	£301.25
24L1617	10 Compartment	None	305W x 305D x 1780H	295W x 265D x 150H	£310.95
24L1618	15 Compartment	None	305W x 305D x 1780H	295W x 265D x 95H	£361.75
24L1619	8 Compartment	3 Pin Plug	380W x 460D x 1000H	316W x 440D x 95H	£303.25
24L1620	10 Compartment	3 Pin Plug	380W x 460D x 1780H	295W x 440D x 150H	£380.75
24L1621	8 Compartment	USB A & C	380W x 460D x 1000H	316W x 440D x 95H	£428.75
24L1622	10 Compartment	USB A & C	380W x 460D x 1780H	295W x 440D x 150H	£525.00

- DUE TO FLUCTUATIONS IN STEEL COSTS PRICES MAY BE SUBJECT TO CHANGE
- All Powerbox lockers should be fixed off the wall, with battens, by 25mm for air movement
- Charging socket measures 70mm by 50mm and sits in the back right hand corner of each compartment



Standard Cam Lock
Micro sprung 10 disc lock featuring a 3000 serial combinations. Two keys are included with each lock.



Hasp & Staple
Attractive design allowing easy use of padlock fitting. Shank diameter maximum 7mm and minimum 5mm. Padlock sold separately.



Mobile Lockers
16 compartment lapbox lockers available, price on request

Replacement Hasp & Staple
The Hasp & Staple lock is available to purchase separately if you need to change your existing lock.



Door colour options:



Carcass:



1 Individual Door Lapbox Lockers

These laptop storage lockers have individual lockable doors secured by a solid, sturdy hinge and an option of a Standard Cam or Hasp and Staple lock. They are constructed with a 0.9mm steel frame and doors and 0.7mm steel body and have been tested to the highest UKCA standard.

The powered lockers come with either USB-C & USB-A or UK 240v. These are supplied with an IEC-C inlet which is powered by a 2 metre 'kettle lead' with a 10Amp fused RCD cable and are tested to BS EN ISO/IEC 17050-1:2010

CODE	DESCRIPTION	POWER	OVERALL SIZE IN MM	INTERNAL SIZE IN MM	PRICE
24L1623	8 Compartment	None	305W x 305D x 1000H	295W x 265D x 95H	£301.25
24L1624	10 Compartment	None	305W x 305D x 1780H	295W x 265D x 150H	£324.25
24L1625	15 Compartment	None	305W x 305D x 1780H	295W x 265D x 95H	£374.95
24L1626	8 Compartment	3 Pin Plug	380W x 460D x 1000H	316W x 440D x 95H	£353.75
24L1627	10 Compartment	3 Pin Plug	380W x 460D x 1780H	295W x 440D x 150H	£437.50
24L1628	8 Compartment	USB A & C	380W x 460D x 1000H	316W x 440D x 95H	£466.25
24L1629	10 Compartment	USB A & C	380W x 460D x 1780H	295W x 440D x 150H	£565.00

- DUE TO FLUCTUATIONS IN STEEL COSTS PRICES MAY BE SUBJECT TO CHANGE
- All Powerbox lockers should be fixed off the wall, with battens, by 25mm for air movement
- Charging socket measures 70mm by 50mm and sits in the back right hand corner of each compartment



Hasp & Staple
Attractive design allowing easy use of padlock fitting. Shank diameter maximum 7mm and minimum 5mm. Padlock sold separately.

Replacement Hasp & Staple
The Hasp & Staple lock is available to purchase separately if you need to change your existing lock.



Standard Cam Lock
Micro sprung 10 disc lock featuring a 3000 serial combinations. Two keys are included with each lock.



Mobile Lockers
16 compartment lapbox lockers available, price on request



Door colour options:



Carcass:



1 Single Door Tabbox Lockers



These tablet storage lockers have individual compartments behind a single lockable door secured by a solid, sturdy hinge and an option of a Standard Cam or Hasp and Staple lock. They are constructed with a 0.9mm steel frame and doors and 0.7mm steel body and have been tested to the highest UKCA standard.

The powered lockers come with either USB-C & USB-A or UK 240v. These are supplied with an IEC-C inlet which is powered by a 2 metre 'kettle lead' with a 10Amp fused RCD cable and are tested to BS EN ISO/IEC 17050-1:2010

CODE	DESCRIPTION	POWER	OVERALL SIZE IN MM	INTERNAL SIZE IN MM	PRICE
24L1630	8 Compartment	None	305W x 305D x 1000H	241W x 285D x 95H	£237.95
24L1631	10 Compartment	None	305W x 305D x 1780H	241W x 285D x 150H	£277.25
24L1632	15 Compartment	None	305W x 305D x 1780H	241W x 285D x 95H	£317.75
24L1633	8 Compartment	3 Pin Plug	305W x 305D x 1000H	241W x 285D x 95H	£283.25
24L1634	10 Compartment	3 Pin Plug	305W x 305D x 1780H	241W x 285D x 150H	£378.75
24L1635	8 Compartment	USB A & C	305W x 305D x 1000H	241W x 285D x 95H	£408.75
24L1636	10 Compartment	USB A & C	305W x 305D x 1780H	241W x 285D x 150H	£506.25

• DUE TO FLUCTUATIONS IN STEEL COSTS PRICES MAY BE SUBJECT TO CHANGE

• All Powerbox lockers should be fixed off the wall, with battens, by 25mm for air movement

• Charging socket measures 70mm by 50mm and sits in the back right hand corner of each compartment



Standard Cam Lock
Micro sprung 10 disc lock featuring a 3000 serial combinations. Two keys are included with each lock.



Hasp & Staple
Attractive design allowing easy use of padlock fitting. Shank diameter maximum 7mm and minimum 5mm. Padlock sold separately.

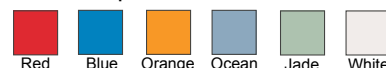


Mobile Lockers
16 compartment tabbox lockers available, price on request

Replacement Hasp & Staple
The Hasp & Staple lock is available to purchase separately if you need to change your existing lock.



Door colour options:



Carcass:



1 Individual Door Tabbox Lockers

These tablet storage lockers have individual lockable doors secured by a solid, sturdy hinge and an option of a Standard Cam or Hasp and Staple lock. They are constructed with a 0.9mm steel frame and doors and 0.7mm steel body and have been tested to the highest UKCA standard.

The powered lockers come with either USB-C & USB-A or UK 240v. These are supplied with an IEC-C inlet which is powered by a 2 metre 'kettle lead' with a 10Amp fused RCD cable and are tested to BS EN ISO/IEC 17050-1:2010

CODE	DESCRIPTION	POWER	OVERALL SIZE IN MM	INTERNAL SIZE IN MM	PRICE
24L1637	8 Compartment	None	305W x 305D x 1000H	241W x 285D x 95H	£257.75
24L1638	10 Compartment	None	305W x 305D x 1780H	241W x 285D x 150H	£296.50
24L1639	15 Compartment	None	305W x 305D x 1780H	241W x 285D x 95H	£332.75
24L1640	8 Compartment	3 Pin Plug	305W x 305D x 1000H	241W x 285D x 95H	£350.00
24L1641	10 Compartment	3 Pin Plug	305W x 305D x 1780H	241W x 285D x 150H	£410.75
24L1642	8 Compartment	USB A & C	305W x 305D x 1000H	241W x 285D x 95H	£462.50
24L1643	10 Compartment	USB A & C	305W x 305D x 1780H	241W x 285D x 150H	£538.25

- DUE TO FLUCTUATIONS IN STEEL COSTS PRICES MAY BE SUBJECT TO CHANGE
- All Powerbox lockers should be fixed off the wall, with battens, by 25mm for air movement
- Charging socket measures 70mm by 50mm and sits in the back right hand corner of each compartment



Hasp & Staple
Attractive design allowing easy use of padlock fitting. Shank diameter maximum 7mm and minimum 5mm. Padlock sold separately.

Replacement Hasp & Staple

The Hasp & Staple lock is available to purchase separately if you need to change your existing lock.



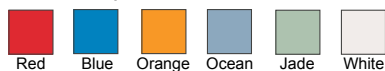
Standard Cam Lock
Micro sprung 10 disc lock featuring a 3000 serial combinations. Two keys are included with each lock.



Mobile Lockers
16 compartment tabbox lockers available, price on request



Door colour options:



Carcass:



7 Low Level Lockers 305D

The low-level locker option is ideal in areas where height is an issue. They are available with a single, two or three door option, in two depths. The single door locker includes a top shelf and coat hook. These lockers come with flat tops only and can be supplied with a standard cam lock with 2 keys or a hasp & staple lock.

CODE	DESCRIPTION	OVERALL SIZE IN MM	INTERNAL SIZE IN MM	SINGLE	NEST OF 2	NEST OF 3
24L1644	Single Door	305W x 305D x 1210H	241W x 285D x 1120H	£79.50	£151.00	£222.75
24L1645	Two Door	305W x 305D x 1210H	241W x 285D x 532H	£106.50	£205.25	£303.75
24L1646	Three Door	305W x 305D x 1210H	241W x 285D x 380H	£116.25	£222.50	£333.95

- DUE TO FLUCTUATIONS IN STEEL COSTS PRICES MAY BE SUBJECT TO CHANGE
- These items are made to order and non-returnable
- Top shelf & double coat hook included in single & two door lockers



Standard Cam Lock


High quality microspring disc lock comes as standard with all lockers unless specified in your order. Supplied with 2 keys.



Hasp & Staple Lock

No cost option allowing easy use of padlock fitting (padlock not supplied). Please request at time of order.

Door colour options:



Carcass colour options:



7 Low Level Lockers 460D

The low-level locker option is ideal in areas where height is an issue. They are available with a single, two or three door option, in two depths. The single door locker includes a top shelf and coat hook. These lockers come with flat tops only and can be supplied with a standard cam lock with 2 keys or a hasp & staple lock.

CODE	DESCRIPTION	OVERALL SIZE IN MM	INTERNAL SIZE IN MM	SINGLE	NEST OF 2	NEST OF 3
24L1647	Single Door	305W x 460D x 1210H	241W x 440D x 1120H	£96.50	£182.25	£267.75
24L1648	Two Door	305W x 460D x 1210H	241W x 440D x 532H	£119.75	£228.50	£337.25
24L1649	Three Door	305W x 460D x 1210H	241W x 440D x 380H	£127.25	£245.00	£366.95

- DUE TO FLUCTUATIONS IN STEEL COSTS PRICES MAY BE SUBJECT TO CHANGE
- These items are made to order and non-returnable
- Top shelf & double coat hook included in single & two door lockers



Standard Cam Lock

High quality microspring disc lock comes as standard with all lockers unless specified in your order. Supplied with 2 keys.



Hasp & Staple Lock

No cost option allowing easy use of padlock fitting (padlock not supplied). Please request at time of order.

Door colour options:



Carcass colour options:





CLOAKROOM

Budget Units	142
Budget Benches	142
Hanging Units	143
Wall Hanging Rails	143
Kubbyclass Units	144
Mobile Cloakroom	144
Coat Pegs	144

1 Budget Single Hanging Units



This cloakroom range is an ideal low cost alternative. All frames are constructed from robust 38mm square, thick walled tubing with welded joints for strength and durability. Comes flat packed and basic tools may be required.

CODE	DESCRIPTION	FRAME SIZE IN MM	HOOKS	PRICE
24HU1650	Single sided	1000W x 350D x 1840H	5	£237.95
24HU1651	Single sided	1500W x 350D x 1840H	8	£287.75
24HU1652	Single sided	2000W x 350D x 1840H	10	£406.95

- DUE TO FLUCTUATIONS IN STEEL COSTS THESE PRICES MAY BE SUBJECT TO CHANGE
- These items are made to order and non-returnable
- Silver frame with Beech slats and Grey hooks only
- Bench height 475mm



1 Budget Double Hanging Units



This cloakroom range is an ideal low cost alternative. All frames are constructed from robust 38mm square, thick walled tubing with welded joints for strength and durability. Comes flat packed and basic tools may be required.

CODE	DESCRIPTION	FRAME SIZE IN MM	HOOKS	PRICE
24HU1653	Double sided	1000W x 720D x 1840H	10	£441.95
24HU1654	Double sided	1500W x 720D x 1840H	16	£522.50
24HU1655	Double sided	2000W x 720D x 1840H	20	£735.50

- DUE TO FLUCTUATIONS IN STEEL COSTS THESE PRICES MAY BE SUBJECT TO CHANGE
- These items are made to order and non-returnable
- Silver frame with Beech slats and Grey hooks only
- Bench height 475mm



1 Budget Benches



CODE	DESCRIPTION	SIZE IN MM	PRICE
24B1656	Single Bench	1000W x 305D x 475H	£114.50
24B1657	Single Bench	1200W x 305D x 475H	£128.95
24B1658	Single Bench	1500W x 305D x 475H	£147.75
24B1659	Single Bench	2000W x 305D x 475H	£196.50
24B1660	Double Bench	1000W x 720D x 475H	£206.00
24B1661	Double Bench	1200W x 720D x 475H	£231.95
24B1662	Double Bench	1500W x 720D x 475H	£238.50
24B1663	Double Bench	2000W x 720D x 475H	£354.25

- DUE TO FLUCTUATIONS IN STEEL COSTS THESE PRICES MAY BE SUBJECT TO CHANGE
- These items are made to order and non-returnable
- Silver frame with Beech slats only

BUDGET BENCHES & HANGING UNITS ARE DELIVERED FLAT PACKED INCLUDING ALL NECESSARY FIXINGS. BASIC TOOLS MAY BE REQUIRED

1 Single Hanging Units

Constructed from robust frames with 50mm round, thick wall tubing and fully welded joints for strength and durability. All floor standing cloakroom units come with adjustable feet for ease of installation.


CODE	DESCRIPTION	FRAME SIZE IN MM	HOOKS	PRICE
24HU1664	Single sided	1000W x 350D x 1840H	5	£294.25
24HU1665	Single sided	1500W x 350D x 1840H	8	£355.75
24HU1666	Single sided	2000W x 350D x 1840H	10	£502.95

- Bench height 475mm
- These items are made to order and non-returnable

Frame colours:



Slat options:



Hook options:



Junior and Infant sizes available, please contact us for details.



1 Double Hanging Units

Constructed from robust frames with 50mm round, thick wall tubing and fully welded joints for strength and durability. All floor standing cloakroom units come with adjustable feet for ease of installation.


CODE	DESCRIPTION	FRAME SIZE IN MM	HOOKS	PRICE
24HU1667	Double sided	1000W x 720D x 1840H	10	£546.25
24HU1668	Double sided	1500W x 720D x 1840H	16	£645.95
24HU1669	Double sided	2000W x 720D x 1840H	20	£909.25

- Bench height 475mm
- These items are made to order and non-returnable

Frame colours:



Slat options:



Hook options:



Junior and Infant sizes available, please contact us for details.



1 Benches

CODE	DESCRIPTION	SIZE IN MM	PRICE
24B1670	Single Bench	1000W x 305D x 475H	£136.75
24B1671	Single Bench	1200W x 305D x 475H	£153.95
24B1672	Single Bench	1500W x 305D x 475H	£176.25
24B1673	Single Bench	2000W x 305D x 475H	£234.95


24B1674	Double Bench	1000W x 720D x 475H	£246.00
24B1675	Double Bench	1200W x 720D x 475H	£276.95
24B1676	Double Bench	1500W x 720D x 475H	£284.75
24B1677	Double Bench	2000W x 720D x 475H	£422.95

- 2 metre length comes with a skid frame only
- These items are made to order and non-returnable

Frame colours:



Slat options:




1 Wall Hanging Rails & Hooks

CODE	SIZE IN MM	HOOKS	PRICE
24RL1678	1000W	5	£65.95
24RL1679	1500W	8	£92.50
24RL1680	2000W	10	£117.00

Hook options:



Slat options:



5 Kubbyclass Hanging Units



Colour options:



Carcass options:



Hook options:



Kubbyclass Bench units are constructed with metal legs and frames, and are supplied with 2 floor tubes which can be used for floor fixing. They have solid 18mm MDF seats and rails with bump resistant PVC edges, and tough, durable coat hooks in a choice of colours.

They are supplied with a fitted storage shelf under the bench for shoes and bags. Available in 3 heights as shown below.

CODE	DESCRIPTION	FRAME SIZE IN MM	HOOKS	PRICE
24HU1681	Single Sided	1000W x 340D	10	£342.40
24HU1682	Single Sided	1200W x 340D	12	£399.25
24HU1683	Single Sided	1400W x 340D	14	£450.95
24HU1684	Single Sided	1600W x 340D	16	£502.60
24HU1685	Double Sided	1000W x 600D	20	£484.55
24HU1686	Double Sided	1200W x 600D	24	£541.40
24HU1687	Double Sided	1400W x 600D	28	£593.05
24HU1688	Double Sided	1600W x 600D	32	£644.75
24HU1689	Corner Unit	650W x 340D	8	£373.40

- Three heights available:
- 1100mm (seat height 350mm)
- 1400mm (seat height 380mm)
- 1700mm (seat height 460mm)

5 Cloakroom Stations



Colour options:



Hook options:



The static cloakroom station is single sided, made from 18mm MDF and available in a choice of 5 colours, as shown below. It is supplied with 8 tough, durable coat hooks and bottom storage bays. The mobile cloakroom station is double sided and manufactured as above with 16 coat hooks and 4 castors, 2 of which are locking.

CODE	DESCRIPTION	SIZE IN MM	HOOKS	PRICE
24HU1690	Single Sided	915W x 300D x 1000H	8	£303.65
24HU1691	Single Sided	915W x 300D x 1300H	8	£321.70
24HU1692	Double Sided	915W x 600D x 1000H	16	£347.55
24HU1693	Double Sided	915W x 600D x 1300H	16	£360.50

- Bespoke sizes available, price on request

5 Coat Rails



Colour options:



Hook options:



CODE	DESCRIPTION	SIZE IN MM	HOOKS	PRICE
24RL1694	Coat Rails	1000W x 150H	10	£64.60
24RL1695	Coat Rails	1200W x 150H	12	£76.20
24RL1696	Coat Rails	1400W x 150H	14	£83.95
24RL1697	Coat Rails	1600W x 150H	16	£95.60
24RL1698	Coat Rails	1800W x 150H	18	£108.50
24RL1699	Coat Rails	2000W x 150H	20	£121.45



OFFICE FURNITURE

Desk Screens	146
Floor Screens	148
Part Glazed Screens	149
Mobile Screens	149
Optimus Range	150
Georgian Range	156

5 Desk Mounted Fabric Screens



PLEASE ADD /P FOR PINNABLE OPTION

These desk mounted screens feature a PVC edging and come complete with two silver fixing brackets. They are available pinnable or non pinnable.

CODE	DESCRIPTION	SIZE IN MM	NON PINNABLE PRICE	PINNABLE PRICE
24SC1700 /P	Rectangular	800W x 400H	£72.25	£99.00
24SC1701 /P	Rectangular	1000W x 400H	£73.95	£100.75
24SC1702 /P	Rectangular	1200W x 400H	£77.95	£104.95
24SC1703 /P	Rectangular	1400W x 400H	£81.50	£108.50
24SC1704 /P	Rectangular	1600W x 400H	£87.95	£114.95
24SC1705 /P	Rectangular	1800W x 400H	£90.25	£117.25
24SC1706 /P	Rectangular	2000W x 400H	£99.75	£126.75

- Grey or Silver PVC edging
- Can be fitted to 18 or 25mm tops
- For Cara fabric options see page 266

5 Desk Mounted Fabric Screens



CODE	DESCRIPTION	SIZE IN MM	NON PINNABLE PRICE	PINNABLE PRICE
24SC1707 /P	Curve	800W x 400H	£77.95	£104.95
24SC1708 /P	Curve	1000W x 400H	£82.75	£109.75
24SC1709 /P	Curve	1200W x 400H	£86.75	£113.75
24SC1710 /P	Curve	1400W x 400H	£89.75	£116.75
24SC1711 /P	Curve	1600W x 400H	£94.95	£121.95
24SC1712 /P	Curve	1800W x 400H	£100.25	£127.25
24SC1713 /P	Curve	2000W x 400H	£107.25	£134.25

- Grey or Silver PVC edging
- Can be fitted to 18 or 25mm tops
- For Cara fabric options see page 266

5 Desk Mounted Fabric Screens



CODE	DESCRIPTION	SIZE IN MM	NON PINNABLE PRICE	PINNABLE PRICE
24SC1714 /P	Arc	800W x 400-40H	£77.95	£104.95
24SC1715 /P	Arc	1000W x 400-40H	£82.75	£109.75
24SC1716 /P	Arc	1200W x 400-40H	£86.75	£113.75
24SC1717 /P	Arc	1400W x 400-40H	£89.75	£116.75
24SC1718 /P	Arc	1600W x 400-40H	£94.95	£121.95
24SC1719 /P	Arc	1800W x 400-40H	£100.25	£127.25
24SC1720 /P	Arc	2000W x 400-40H	£107.25	£134.25

- Grey or Silver PVC edging
- Can be fitted to 18 or 25mm tops
- For Cara fabric options see page 266

5 Desk Mounted Fabric Screens



CODE	DESCRIPTION	SIZE IN MM	NON PINNABLE PRICE	PINNABLE PRICE
24SC1721 /P	Wave	800W x 400-240H	£77.95	£104.95
24SC1722 /P	Wave	1000W x 400-240H	£82.75	£109.75
24SC1723 /P	Wave	1200W x 400-240H	£86.75	£113.75
24SC1724 /P	Wave	1400W x 400-240H	£89.75	£116.75
24SC1725 /P	Wave	1600W x 400-240H	£94.95	£121.95
24SC1726 /P	Wave	1800W x 400-240H	£100.25	£127.25
24SC1727 /P	Wave	2000W x 400-240H	£107.25	£134.25

- Grey or Silver PVC edging
- Can be fitted to 18 or 25mm tops
- For Cara fabric options see page 266

5 Leap Aluminium Screens

Leap aluminium screens are upholstered and come with a White or Silver surround and supplied with standard C clamps inset 250mm from each end.

CODE	DESCRIPTION	SIZE IN MM	PRICE
24SC1728	Rectangular	1000W x 320H	£130.75
24SC1729	Rectangular	1200W x 320H	£135.50
24SC1730	Rectangular	1400W x 320H	£144.25
24SC1731	Rectangular	1600W x 320H	£149.95
24SC1732	Rectangular	1800W x 320H	£154.75

- White or Silver edging
- For Cara fabric options see page 266



5 Desk Mounted Fabric Toolbar Screens

The desk mounted fabric screens will fit to all our desk & bench ranges except for the Kara range. Screens come with a single toolrail, ideal for hanging paper trays and pen pots.

CODE	DESCRIPTION	SIZE IN MM	NON PINNABLE PRICE	PINNABLE PRICE
24SC1733	Rectangular	1000W x 320H	£145.95	£172.95
24SC1734	Rectangular	1200W x 320H	£157.75	£187.50
24SC1735	Rectangular	1400W x 320H	£164.75	£198.00
24SC1736	Rectangular	1600W x 320H	£175.25	£213.25
24SC1737	Rectangular	1800W x 320H	£181.75	£221.50
24ACC1738	Metal Pen Pot			£20.50
24ACC1739	Metal A4 Paper Tray	Landscape		£38.75

- C clamp supplied as standard
- Accessories available in Black, White, Silver or Grey
- For Cara fabric options see page 266

Frame options:



5 Desk Mounted Acrylic Toolbar Screens

The desk mounted acrylic screens will fit to all our desk & bench ranges except for the Kara range. Screens come with a single toolrail, ideal for hanging paper trays and pen pots.

CODE	DESCRIPTION	SIZE IN MM	PRICE
24SC1740	Rectangular	1000W x 320H	£171.25
24SC1741	Rectangular	1200W x 320H	£183.50
24SC1742	Rectangular	1400W x 320H	£193.95
24SC1743	Rectangular	1600W x 320H	£206.25
24SC1744	Rectangular	1800W x 320H	£215.00
24ACC1745	Metal Pen Pot		£20.50
24ACC1746	Metal A4 Paper Tray	Landscape	£38.75

- C clamp supplied as standard
- Accessories available in Black, White, Silver or Grey

Screen colour options:



Frame options:



5 Floor Standing Fabric Screens




These floor standing screens are ideal for noise reduction and privacy. Available with a PVC trim to the top and sides and they come with one pair of T feet and 2 height adjustable glides in Dark Grey. Standard screens are 30mm thick, pinnable screens are 40mm thick. Optional linking is available, please see below.

CODE	SIZE IN MM	NON PINNABLE PRICE	PINNABLE PRICE
24SC1747 /P	1200W x 1000H	£123.50	£194.50
24SC1748 /P	1400W x 1000H	£127.50	£207.50
24SC1749 /P	1600W x 1000H	£131.50	£220.75
24SC1750 /P	1800W x 1000H	£164.75	£262.95
24SC1751 /P	1200W x 1200H	£134.95	£217.25
24SC1752 /P	1400W x 1200H	£138.95	£232.00
24SC1753 /P	1600W x 1200H	£144.00	£248.00
24SC1754 /P	1800W x 1200H	£169.25	£284.00
24SC1755 /P	1200W x 1400H	£140.75	£238.95
24SC1756 /P	1400W x 1400H	£152.75	£263.50
24SC1757 /P	1600W x 1400H	£160.75	£284.75
24SC1758 /P	1800W x 1400H	£176.00	£314.95
24SC1759 /P	1200W x 1600H	£141.75	£245.75
24SC1760 /P	1400W x 1600H	£153.75	£270.95
24SC1761 /P	1600W x 1600H	£165.75	£297.75
24SC1762 /P	1800W x 1600H	£178.95	£325.25
24SC1763 /P	1200W x 1800H	£170.95	£285.75
24SC1764 /P	1400W x 1800H	£174.95	£305.25
24SC1765 /P	1600W x 1800H	£178.95	£325.25
24ACC1766	Linking One Side	£11.50	
24ACC1767	Linking Both Sides	£22.95	
24ACC1768	3 Way Link	£14.50	
24ACC1769	4 Way Link	£17.25	

- For Cara fabrics see page 266
- PVC trim: Grey, Black, Silver or White

5 Floor Standing Vinyl Screens



These floor standing screens are ideal for noise reduction and privacy. Available with a PVC trim to the top and sides and they come with one pair of T feet and 2 height adjustable glides in Dark Grey. Standard screens are 30mm thick, pinnable screens are 40mm thick. Optional linking is available, please see panel above.

CODE	SIZE IN MM	NON PINNABLE PRICE	PINNABLE PRICE
24SC1770 /P	1200W x 1000H	£145.75	£216.75
24SC1771 /P	1400W x 1000H	£159.50	£239.50
24SC1772 /P	1600W x 1000H	£172.75	£261.75
24SC1773 /P	1800W x 1000H	£186.95	£285.25
24SC1774 /P	1200W x 1200H	£149.75	£232.00
24SC1775 /P	1400W x 1200H	£163.50	£256.75
24SC1776 /P	1600W x 1200H	£177.75	£281.75
24SC1777 /P	1800W x 1200H	£191.50	£306.50
24SC1778 /P	1200W x 1400H	£156.00	£254.50
24SC1779 /P	1200W x 1600H	£157.25	£261.25
24SC1780 /P	1200W x 1800H	£192.75	£307.50

- For Lexaire Paintbox Vinyl options see page 266

5 Part Glazed Screens

PLEASE ADD /P FOR PINNABLE OPTION

These floor standing screens are ideal for noise reduction and privacy. Available with a PVC trim to the top and sides and they come with one pair of T feet and 2 height adjustable glides in Dark Grey. Standard screens are 30mm thick, pinnable screens are 40mm thick. Optional linking is available.

CODE	SIZE IN MM	NON PINNABLE PRICE	PINNABLE PRICE
24SC1781 /P	1200W x 1000H	£323.50	£394.50
24SC1782 /P	1400W x 1000H	£327.50	£407.50
24SC1783 /P	1600W x 1000H	£331.50	£420.75
24SC1784 /P	1800W x 1000H	£364.75	£462.95
24SC1785 /P	1200W x 1200H	£334.95	£417.25
24SC1786 /P	1400W x 1200H	£338.95	£432.00
24SC1787 /P	1600W x 1200H	£344.00	£448.00
24SC1788 /P	1800W x 1200H	£369.25	£484.00
24SC1789 /P	1200W x 1400H	£340.75	£438.95
24SC1790 /P	1400W x 1400H	£352.75	£463.50
24SC1791 /P	1600W x 1400H	£360.75	£484.75
24SC1792 /P	1800W x 1400H	£376.00	£514.95
24SC1793 /P	1200W x 1600H	£341.75	£445.75
24SC1794 /P	1400W x 1600H	£353.75	£470.95
24SC1795 /P	1600W x 1600H	£365.75	£497.75
24SC1796 /P	1800W x 1600H	£378.95	£525.25
24SC1797 /P	1200W x 1800H	£370.95	£485.75
24SC1798 /P	1400W x 1800H	£374.95	£505.25
24SC1799 /P	1600W x 1800H	£378.95	£525.25
24ACC1800	Linking One Side	£11.50	
24ACC1801	Linking Both Sides	£22.95	
24ACC1802	3 Way Link	£14.50	
24ACC1803	4 Way Link	£17.25	

- For Cara fabrics see page 266
- PVC trim: Grey, Black, Silver or White



5 Mobile Screens

These mobile floor standing screens are supplied with lockable, soft wheel castors. They are upholstered with a layer of CMHR foam in Cara fabric or a vinyl option is available, price on request. They are 32mm thick, supplied with inline linking and a Silver metal surround.

CODE	SIZE IN MM	NON PINNABLE PRICE	PINNABLE PRICE
24SC1804 /P	1200W x 1200H	£294.50	£363.50
24SC1801 /P	1400W x 1200H	£301.25	£379.50
24SC1806 /P	1600W x 1200H	£307.50	£394.50
24SC1807 /P	1800W x 1200H	£337.25	£433.25
24SC1808 /P	1200W x 1600H	£316.00	£402.95
24SC1809 /P	*1400W x 1600H	£330.50	£429.25
24SC1810 /P	*1600W x 1600H	£345.25	£456.00
24SC1811 /P	*1800W x 1600H	£360.00	£482.95
24SC1812 /P	1200W x 1800H	£356.00	£452.00
24SC1813 /P	*1400W x 1800H	£360.75	£470.95
24SC1814 /P	*1600W x 1800H	£366.50	£489.25

- For Cara fabrics see page 266
- For Lexaire Paintbox Vinyl options see page 266, price on request
- * Not available in Vinyl option



5 Optimus Panel End Desks



The Optimus range comes with a 25mm top and a 2mm edging. The wood finishes are scratch, heat and stain resistant. The desks come with height levelling feet and are available in 3 colours on an 4 week lead time.

CODE	DESCRIPTION	SIZE IN MM	PRICE
24D1815	Rectangular Desk	800W x 800D x 720H	£118.75
24D1816	Rectangular Desk	1000W x 800D x 720H	£126.50
24D1817	Rectangular Desk	1200W x 800D x 720H	£137.00
24D1818	Rectangular Desk	1400W x 800D x 720H	£144.95
24D1819	Rectangular Desk	1600W x 800D x 720H	£158.25
24D1820	Rectangular Desk	1800W x 800D x 720H	£166.00

Colours, 4 week lead time:



5 Optimus Panel End Wave Desks



The Optimus range comes with a 25mm top and a 2mm edging. The wood finishes are scratch, heat and stain resistant. The desks come with height levelling feet and are available in 3 colours on a 4 week lead time.

CODE	DESCRIPTION	SIZE IN MM	PRICE
24D1821	Left Hand	1200W x 1000D x 800D x 720H	£152.95
24D1822	Right Hand	1200W x 1000D x 800D x 720H	£152.95
24D1823	Left Hand	1400W x 1000D x 800D x 720H	£160.75
24D1824	Right Hand	1400W x 1000D x 800D x 720H	£160.75
24D1825	Left Hand	1600W x 1000D x 800D x 720H	£168.75
24D1826	Right Hand	1600W x 1000D x 800D x 720H	£168.75

Colours, 4 week lead time:



5 Optimus Panel End Crescent Desks



The Optimus range comes with a 25mm top and a 2mm edging. The wood finishes are scratch, heat and stain resistant. The desks come with height levelling feet and are available in 3 colours on an 4 week lead time.

CODE	DESCRIPTION	SIZE IN MM	PRICE
24D1827	Left Hand	1400W x 1200D x 800D x 600W x 720H	£200.25
24D1828	Right Hand	1400W x 1200D x 800D x 600W x 720H	£200.25
24D1829	Left Hand	1600W x 1200D x 800D x 600W x 720H	£216.25
24D1830	Right Hand	1600W x 1200D x 800D x 600W x 720H	£216.25
24D1831	Left Hand	1800W x 1200D x 800D x 600W x 720H	£223.95
24D1832	Right Hand	1800W x 1200D x 800D x 600W x 720H	£223.95

Colours, 4 week lead time:



5 Optimus Cantilever Desks

The Optimus range comes with a 25mm top, a 2mm edging and a cantilever leg frame manufactured from 50 by 25mm powder coated metal. The wood finishes are scratch, heat and stain resistant. The desks come with height levelling feet and are available in 3 colours on a 4 week lead time.



CODE	DESCRIPTION	SIZE IN MM	PRICE
24D1833	Rectangular Desk	800W x 800D x 720H	£142.50
24D1834	Rectangular Desk	1000W x 800D x 720H	£150.25
24D1835	Rectangular Desk	1200W x 800D x 720H	£160.75
24D1836	Rectangular Desk	1400W x 800D x 720H	£168.75
24D1837	Rectangular Desk	1600W x 800D x 720H	£181.95
24D1838	Rectangular Desk	1800W x 800D x 720H	£189.75

- 600 Deep desks available on request

Colours, 4 week lead time:



Frame:



5 Optimus Cantilever Wave Desks

The Optimus range comes with a 25mm top, a 2mm edging and a cantilever leg frame manufactured from 50 by 25mm powder coated metal. The wood finishes are scratch, heat and stain resistant. The desks come with height levelling feet and are available in 3 colours on a 4 week lead time.



CODE	DESCRIPTION	SIZE IN MM	PRICE
24D1839	Left Hand	1200W x 1000D x 800D x 720H	£176.75
24D1840	Right Hand	1200W x 1000D x 800D x 720H	£176.75
24D1841	Left Hand	1400W x 1000D x 800D x 720H	£184.50
24D1842	Right Hand	1400W x 1000D x 800D x 720H	£184.50
24D1843	Left Hand	1600W x 1000D x 800D x 720H	£192.50
24D1844	Right Hand	1600W x 1000D x 800D x 720H	£192.50

Colours, 4 week lead time:



Frame:



5 Optimus Cantilever Crescent Desks

The Optimus range comes with a 25mm top, a 2mm edging and a cantilever leg frame manufactured from 50 by 25mm powder coated metal. The wood finishes are scratch, heat and stain resistant. The desks come with height levelling feet and are available in 3 colours on a 4 week lead time.



CODE	DESCRIPTION	SIZE IN MM	PRICE
24D1845	Left Hand	1400W x 1200D x 800D x 600W x 720H	£229.25
24D1846	Right Hand	1400W x 1200D x 800D x 600W x 720H	£229.25
24D1847	Left Hand	1600W x 1200D x 800D x 600W x 720H	£245.25
24D1848	Right Hand	1600W x 1200D x 800D x 600W x 720H	£245.25
24D1849	Left Hand	1800W x 1200D x 800D x 600W x 720H	£255.75
24D1850	Right Hand	1800W x 1200D x 800D x 600W x 720H	£255.75

Colours, 4 week lead time:



Frame:



5 Optimus Pedestals



The Optimus range of pedestals come with a 25mm top, a 2mm edge and an 18mm carcass. The wood finishes are scratch, heat and stain resistant. The pedestals come with height levelling feet or castors and are available in 3 colours with Silver handles.

CODE	DESCRIPTION	SIZE IN MM	PRICE
24P1851	2 Drawer Fixed	415W x 500D x 446H	£118.75
24P1852	3 Drawer Fixed	415W x 500D x 446H	£110.75
24P1853	2 Drawer Low Mobile	415W x 500D x 510H	£134.50
24P1854	3 Drawer Low Mobile	415W x 500D x 510H	£126.50
24P1855	3 Drawer Mobile Under Desk	415W x 500D x 638H	£144.95
24P1856	4 Drawer Mobile Under Desk	415W x 500D x 638H	£139.75
24P1857	3 Drawer Desk High	415W x 600D x 720H	£163.50
24P1858	4 Drawer Desk High	415W x 600D x 720H	£160.75
24P1859	3 Drawer Desk High 800	415W x 800D x 720H	£176.75
24P1860	Black Pen Tray	335W x 235D x 35H	£18.50

• Suspension files hook front to back in the filing drawers

Colours, 4 week lead time:



5 Optimus Wooden Filing Cabinets



The Optimus filing cabinets come with a 25mm top, a 2mm edge and an 18mm carcass. The wood finishes are scratch, heat and stain resistant. They come with height levelling feet and are available in 3 colours with Silver handles.

CODE	DESCRIPTION	SIZE IN MM	PRICE
23F1861	2 Drawer	500W x 600D x 720H	£189.75
23F1862	3 Drawer	500W x 600D x 1020H	£255.75
23F1863	4 Drawer	500W x 600D x 1320H	£318.95

• Suspension files hook Left to Right in the filing cabinets

Colours, 4 week lead time:



5 Optimus Desk High Storage



The Optimus desk high storage options come with a 25mm top, a 2mm edge and an 18mm carcass. The cupboards come with solid 16mm backs with adjustable shelves. They are available in 3 colours with Silver handles.

CODE	DESCRIPTION	SIZE IN MM	PRICE
24CP1864	Open Bookcase 1 Shelf	800W x 400D x 720H	£79.25
24CP1865	2 Door Cupboard 1 Shelf	800W x 600D x 720H	£168.75
24CP1866	Sliding Door Cupboard 1 Shelf	1200W x 600D x 720H	£237.25



Colours, 4 week lead time:



5 Optimus Side Filer

The Optimus side filer comes with a 25mm top, a 2mm edge and an 18mm carcass. The wood finishes are scratch, heat and stain resistant. They are available in 3 colours on a 4 week lead time.

CODE	DESCRIPTION	SIZE IN MM	PRICE
23F1867	2 Drawer Side Filer	1000W x 425D x 834H	£637.75



Colours, 4 week lead time:



5 Optimus Bookcases

The Optimus bookcases come with a 25mm top, a 2mm edge and an 18mm carcass. The bookcases come with solid 16mm backs with adjustable shelves. They are available in 3 colours on a 4 week lead time.

CODE	DESCRIPTION	SIZE IN MM	PRICE
24BC1868	1 Shelf	800W x 425D x 834H	£121.25
24BC1869	2 Shelves	800W x 425D x 1200H	£158.25
24BC1870	3 Shelves	800W x 425D x 1588H	£187.25
24BC1871	4 Shelves	800W x 425D x 1954H	£210.95



Colours, 4 week lead time:



5 Optimus 2 Door Cupboards

The Optimus cupboards come with a 25mm top, a 2mm edge and an 18mm carcass. The cupboards come with solid 16mm backs with adjustable shelves. They are available in 3 colours on a 4 week lead time.

CODE	DESCRIPTION	SIZE IN MM	PRICE
24CP1872	1 Shelf	800W x 425D x 834H	£200.25
24CP1873	2 Shelves	800W x 425D x 1200H	£252.95
24CP1874	3 Shelves	800W x 425D x 1588H	£300.50
24CP1875	4 Shelves	800W x 425D x 1954H	£347.95



Colours, 4 week lead time:



5 Optimus Combi Storage



The Optimus combi storage units come with a 25mm top, a 2mm edge and an 18mm carcass. They come with solid 16mm backs with adjustable shelves. They are available in 3 colours on a 4 week lead time.

CODE	DESCRIPTION	SIZE IN MM	PRICE
24BC1876	Bookcase/2 Door Cupboard	800W x 425D x 1954H	£295.25
24BC1877	Bookcase/Side Filer	800W x 425D x 1954H	£676.50

Colours, 4 week lead time:



5 Optimus Tambour Units



The Optimus single door tambour unit comes with a 25mm top, a 2mm edge and an 18mm carcass. They come with solid 16mm backs with an adjustable shelf. They are available in 3 colours on a 4 week lead time.

CODE	DESCRIPTION	SIZE IN MM	PRICE
24TC1878	1 Shelf	1000W x 425D x 834H	£360.95
24TC1879	1 Shelf	1000W x 425D x 1200H	£484.95

Colours, 4 week lead time:



5 Optimus Plus Tambour Units



The Optimus single door tambour unit comes with a 25mm top, a 2mm edge and an 18mm carcass. They come with solid 16mm backs and are available in 3 colours on a 4 week lead time.

CODE	DESCRIPTION	SIZE IN MM	PRICE
24TC1880	Supplied Empty	1000W x 475D x 834H	£350.50
24TC1881	Supplied Empty	1000W x 475D x 1200H	£458.50
24TC1882	Supplied Empty	1000W x 475D x 1954H	£634.95

Colours, 4 week lead time:



5 Optimus Plus Accessories



Metal Shelf



Lateral Filing Cradle



Lateral Filing Shelf



Pull Out Filing Cradle

These accessories fit the Optimus Plus range of Tambour units.

CODE	DESCRIPTION	PRICE
24SACC1883	Metal Shelf	£21.25
24SACC1884	Lateral Filing Cradle	£47.50
24SACC1885	Lateral Filing Shelf	£71.25
24SACC1886	Pull Out Filing Cradle	£137.00

• All accessories are suitable for A4 or Foolscape filing

5 Tubular Leg Conference Tables

The Optimus tables come with a 25mm top and a 2mm edging. The wood finishes are scratch, heat and stain resistant. The tubular legs are 50mm diameter powder coated metal. The tables are available in 3 colours on a 4 week lead time.

CODE	DESCRIPTION	SIZE IN MM	PRICE
24T1887	Circular Table	1000D x 720H	£110.75
24T1888	Circular Table	1200D x 720H	£137.00
24T1889	Rectangular Table	2000W x 1000D x 720H	£229.25
24T1890	D End Table	2000W x 1000D x 720H	£226.75
24T1891	D End Table	2400W x 1000D x 720H	£260.95
24T1892	Boat Shaped Table	2400W x 1200D x 720H	£281.95

Colours, 4 week lead time:



Frame:



5 Panel End Conference Tables

The Optimus tables come with a 25mm top, a 2mm edging and panel ends.

CODE	DESCRIPTION	SIZE IN MM	PRICE
24T1893	Circular Table	1000D x 720H	£126.50
24T1894	Circular Table	1200D x 720H	£155.50
24T1895	Rectangular Table	2000W x 1000D x 720H	£202.95
24T1896	D End Table	2000W x 1000D x 720H	£202.95
24T1897	D End Table	2400W x 1000D x 720H	£226.75
24T1898	Boat Shaped Table	2400W x 1200D x 720H	£250.50

Colours, 4 week lead time:



5 Trumpet Base Conference Tables

The Optimus tables come with a 25mm top, a 2mm edging and a trumpet base.

CODE	DESCRIPTION	SIZE IN MM	PRICE
24T1899	Circular Table	1000D x 740H	£264.95
24T1900	Circular Table	1200D x 740H	£289.25

Colours, 4 week lead time:



Frame:



5 Coffee Tables

A complementary range of coffee tables.

CODE	DESCRIPTION	SIZE IN MM	PRICE
24T1901	Circular Coffee Table	650D x 400H	£60.75
24T1902	Square Coffee Table	600W x 600D x 400H	£68.50
24T1903	Rectangular Coffee Table	1000W x 600D x 400H	£84.50

Colours, 4 week lead time:





10 Georgian Goalpost Desks



The Georgian range of rectangular desks come with 25mm tops, 2mm edging, 2 cable ports, a modesty panel and height levelling feet. The sleek twin frame design is manufactured from 16 gauge steel. The wood finishes are resistant to heat, staining and scratching.

CODE	DESCRIPTION	SIZE IN MM	PRICE
24D1904	Rectangular Desk	1000W x 600D x 740H	£160.96
24D1905	Rectangular Desk	1200W x 600D x 740H	£164.75
24D1906	Rectangular Desk	1400W x 600D x 740H	£170.50
24D1907	Rectangular Desk	1600W x 600D x 740H	£176.00
24D1908	Rectangular Desk	1800W x 600D x 740H	£188.00
24D1909	Rectangular Desk	1000W x 800D x 740H	£162.75
24D1910	Rectangular Desk	1200W x 800D x 740H	£167.95
24D1911	Rectangular Desk	1400W x 800D x 740H	£173.50
24D1912	Rectangular Desk	1600W x 800D x 740H	£177.95
24D1913	Rectangular Desk	1800W x 800D x 740H	£191.25


- 50mm gap between the top and the modesty panel
- Only the 1600 & 1800mm wide desks have a supporting notch in the middle of the modesty panel as shown below
- Plan and design service available
- *Handles not available in Bronze or Anthracite
- *NEW Dijon Walnut available from September 2024



Top colours:



Frame colours:



10 Giorgian Solo Rectangular Desks

The Giorgian Solo range of desking comes with 25mm tops, 2mm edging, cable ports, a modesty panel and height levelling feet. The sleek twin frame design is manufactured from 16 gauge steel. The wood finishes are resistant to heat, staining and scratching.

CODE	DESCRIPTION	SIZE IN MM	PRICE
24D1914	Rectangular Desk	800W x 600D x 740H	£120.50
24D1915	Rectangular Desk	1000W x 600D x 740H	£120.50
24D1916	Rectangular Desk	1200W x 600D x 740H	£124.95
24D1917	Rectangular Desk	1400W x 600D x 740H	£129.95
24D1918	Rectangular Desk	1600W x 600D x 740H	£135.75
24D1919	Rectangular Desk	1800W x 600D x 740H	£149.50

24D1920	Rectangular Desk	800W x 800D x 740H	£124.95
24D1921	Rectangular Desk	1000W x 800D x 740H	£124.95
24D1922	Rectangular Desk	1200W x 800D x 740H	£128.75
24D1923	Rectangular Desk	1400W x 800D x 740H	£134.50
24D1924	Rectangular Desk	1600W x 800D x 740H	£141.50
24D1925	Rectangular Desk	1800W x 800D x 740H	£155.25

- Black bungs supplied on all frames except Silver
- These desks will not accept fixed pedestals
- *Handles not available in Bronze or Anthracite
- Plan and design service available

Top colours:



White

Frame colours:



White



Silver



Grey



Black



Bronze*



Anthracite*



10 Giorgian Solo Wave Desks

CODE	DESCRIPTION	SIZE IN MM	PRICE
24D1926	Left Hand	1000W x 1000D x 800D x 740H	£146.50
24D1927	Right Hand	1000W x 1000D x 800D x 740H	£146.50
24D1928	Left Hand	1200W x 1000D x 800D x 740H	£150.75
24D1929	Right Hand	1200W x 1000D x 800D x 740H	£150.75
24D1930	Left Hand	1400W x 1000D x 800D x 740H	£160.25
24D1931	Right Hand	1400W x 1000D x 800D x 740H	£160.25
24D1932	Left Hand	1600W x 1000D x 800D x 740H	£182.95
24D1933	Right Hand	1600W x 1000D x 800D x 740H	£182.95
24D1934	Left Hand	1800W x 1000D x 800D x 740H	£197.50
24D1935	Right Hand	1800W x 1000D x 800D x 740H	£197.50

- Black bungs supplied on all frames except Silver
- These desks will not accept fixed pedestals
- *Handles not available in Bronze or Anthracite
- Plan and design service available

Top colours:



White

Frame colours:



White



Silver



Grey



Black



Bronze*



Anthracite*



10 Giorgian Solo Crescent Desks

CODE	DESCRIPTION	SIZE IN MM	PRICE
24D1936	Left Hand	1400W x 1200D x 800D x 600W x 740H	£179.25
24D1937	Right Hand	1400W x 1200D x 800D x 600W x 740H	£179.25
24D1938	Left Hand	1600W x 1200D x 800D x 600W x 740H	£191.75
24D1939	Right Hand	1600W x 1200D x 800D x 600W x 740H	£191.75
24D1940	Left Hand	1800W x 1200D x 800D x 600W x 740H	£206.95
24D1941	Right Hand	1800W x 1200D x 800D x 600W x 740H	£206.95

- Black bungs supplied on all frames except Silver
- These desks will not accept fixed pedestals
- *Handles not available in Bronze or Anthracite
- Other top colours available, price on request
- Plan and design service available

Top colours:



White

Frame colours:



White



Silver



Grey



Black



Bronze*



Anthracite*



10 Georgian Panel End Rectangular Desks



The Georgian range of rectangular desks come with 25mm tops and panel end legs, 2mm edging, cable ports, a modesty panel and height levelling feet. The wood finishes are resistant to heat, staining and scratching.

CODE	DESCRIPTION	SIZE IN MM	PRICE
24D1942	Rectangular Desk	800W x 600D x 740H	£137.75
24D1943	Rectangular Desk	1000W x 600D x 740H	£143.95
24D1944	Rectangular Desk	1200W x 600D x 740H	£151.50
24D1945	Rectangular Desk	1400W x 600D x 740H	£158.50
24D1946	Rectangular Desk	1600W x 600D x 740H	£164.75
24D1947	Rectangular Desk	1800W x 600D x 740H	£173.50
24D1948	Rectangular Desk	2000W x 600D x 740H	£181.75
24D1949	Rectangular Desk	800W x 800D x 740H	£144.50
24D1950	Rectangular Desk	1000W x 800D x 740H	£151.50
24D1951	Rectangular Desk	1200W x 800D x 740H	£158.95
24D1952	Rectangular Desk	1400W x 800D x 740H	£165.95
24D1953	Rectangular Desk	1600W x 800D x 740H	£174.25
24D1954	Rectangular Desk	1800W x 800D x 740H	£181.75
24D1955	Rectangular Desk	2000W x 800D x 740H	£190.50

- Special sizes available on request
- 800W desk comes with single cable port
- Plan and design service available
- *NEW Dijon Walnut available from September 2024

Top colours:



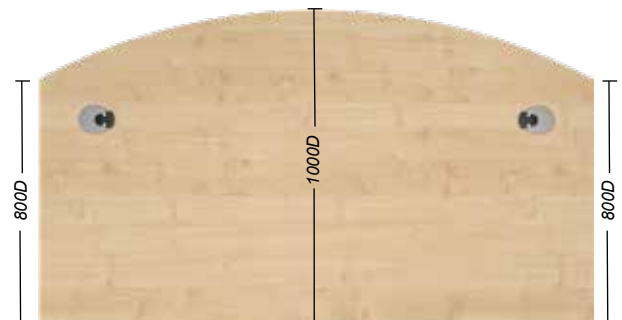
10 Georgian Panel End Bow Front Desks



The Georgian range of rectangular, bow front desks are a stylish option for your office space. They are supplied with 25mm tops and panel end legs, 2mm edging, cable ports, a modesty panel and height levelling feet. The wood finishes are resistant to heat, staining and scratching.

CODE	DESCRIPTION	SIZE IN MM	PRICE
24D1956	Bow Desk	1200W x 800D x 1000D x 800D x 740H	£202.50
24D1957	Bow Desk	1400W x 800D x 1000D x 800D x 740H	£209.50
24D1958	Bow Desk	1600W x 800D x 1000D x 800D x 740H	£217.75
24D1959	Bow Desk	1800W x 800D x 1000D x 800D x 740H	£227.75

- Special sizes available on request
- Plan and design service available
- *NEW Dijon Walnut available from September 2024



Top colours:



10 Georgian Panel End D End Desks

The Georgian panel end rectangular desks are available with the option of a D End which can be used as a meeting point and can be manufactured on the left or right hand side. They are supplied with 25mm tops and panel end legs, 2mm edging, cable ports, a modesty panel and height levelling feet. The wood finishes are resistant to heat, staining and scratching.

CODE	DESCRIPTION	SIZE IN MM	PRICE
24D1960	Left Hand	2000W x 800D x 740H	£261.25
24D1961	Right Hand	2000W x 800D x 740H	£261.25
24D1962	Left Hand	2200W x 800D x 740H	£275.25
24D1963	Right Hand	2200W x 800D x 740H	£275.25

- Special sizes available on request
- Plan and design service available
- *NEW Dijon Walnut available from September 2024

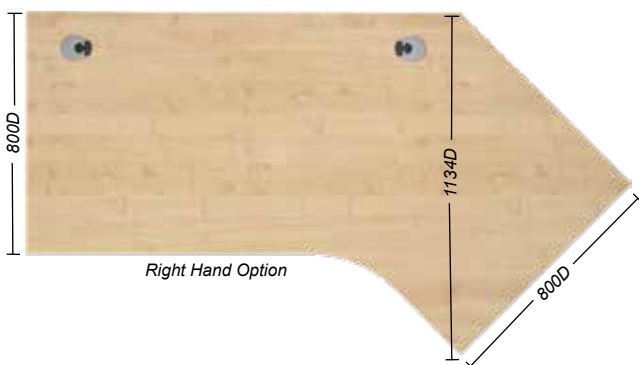


10 Georgian Panel End Angled Desks


The Georgian panel end rectangular desks are available with the option of an Angled End which can be used as a meeting point and can be manufactured on the left or right hand side. They are supplied with 25mm tops and panel end legs, 2mm edging, cable ports, a modesty panel and height levelling feet. The wood finishes are resistant to heat, staining and scratching.

CODE	DESCRIPTION	SIZE IN MM	PRICE
24D1964	Left Hand	2000W x 800D x 1134D x 740H	£293.50
24D1965	Right Hand	2000W x 800D x 1134D x 740H	£293.50
24D1966	Left Hand	2200W x 800D x 1134D x 740H	£307.25
24D1967	Right Hand	2200W x 800D x 1134D x 740H	£307.25

- Special sizes available on request
- Plan and design service available
- *NEW Dijon Walnut available from September 2024



10 Georgian Panel End Wave Desks



The Georgian range of wave desks come with 25mm tops, 2mm edging, cable ports, a modesty panel and height levelling feet. The wood finishes are resistant to heat, staining and scratching.


CODE	DESCRIPTION	SIZE IN MM	PRICE
24D1968	Left Hand	1000W x 1000D x 800D x 740H	£169.25
24D1969	Right Hand	1000W x 1000D x 800D x 740H	£169.25
24D1970	Left Hand	1200W x 1000D x 800D x 740H	£174.75
24D1971	Right Hand	1200W x 1000D x 800D x 740H	£174.75
24D1972	Left Hand	1400W x 1000D x 800D x 740H	£181.75
24D1973	Right Hand	1400W x 1000D x 800D x 740H	£181.75
24D1974	Left Hand	1600W x 1000D x 800D x 740H	£189.95
24D1975	Right Hand	1600W x 1000D x 800D x 740H	£189.95
24D1976	Left Hand	1800W x 1000D x 800D x 740H	£198.25
24D1977	Right Hand	1800W x 1000D x 800D x 740H	£198.25

• ***NEW Dijon Walnut available from September 2024**

Top colours:



10 Georgian Compact Wave Desks



The Georgian range of compact wave desks are an ideal option when space is at a premium. They come with 25mm tops, 2mm edging, cable ports, a modesty panel and height levelling feet. The wood finishes are resistant to heat, staining and scratching.

CODE	DESCRIPTION	SIZE IN MM	PRICE
24D1978	Left Hand	1000W x 800D x 600D x 740H	£159.75
24D1979	Right Hand	1000W x 800D x 600D x 740H	£159.75
24D1980	Left Hand	1200W x 800D x 600D x 740H	£165.95
24D1981	Right Hand	1200W x 800D x 600D x 740H	£165.95
24D1982	Left Hand	1400W x 800D x 600D x 740H	£173.50
24D1983	Right Hand	1400W x 800D x 600D x 740H	£173.50
24D1984	Left Hand	1600W x 800D x 600D x 740H	£180.50
24D1985	Right Hand	1600W x 800D x 600D x 740H	£180.50
24D1986	Left Hand	1800W x 800D x 600D x 740H	£188.00
24D1987	Right Hand	1800W x 800D x 600D x 740H	£188.00

• **Plan and design service available**

• ***NEW Dijon Walnut available from September 2024**

Top colours:



10 Georgian Double Wave Desks



The Georgian range of double end wave desks have a shaped centre to sit comfortably in and come with 25mm tops, 2mm edging, cable ports, a modesty panel and height levelling feet. The wood finishes are resistant to heat, staining and scratching.

CODE	DESCRIPTION	SIZE IN MM	PRICE
24D1988	Double Wave	1600W x 1000D x 740H	£217.75
24D1989	Double Wave	1800W x 1000D x 740H	£227.75

• **Plan and design service available**

• ***NEW Dijon Walnut available from September 2024**

Top colours:




10 Georgian Panel End J Shaped Crescent Desks

The Georgian range of J shaped crescent desks come with 25mm tops, 2mm edging, cable ports, a modesty panel and height levelling feet. The wood finishes are resistant to heat, staining and scratching.

CODE	DESCRIPTION	SIZE IN MM	PRICE
24D1990	Left Hand	1200W x 1200D x 800D x 600W x 740H	£191.25
24D1991	Right Hand	1200W x 1200D x 800D x 600W x 740H	£191.25
24D1992	Left Hand	1400W x 1200D x 800D x 600W x 740H	£199.50
24D1993	Right Hand	1400W x 1200D x 800D x 600W x 740H	£199.50
24D1994	Left Hand	1600W x 1200D x 800D x 600W x 740H	£211.50
24D1995	Right Hand	1600W x 1200D x 800D x 600W x 740H	£211.50
24D1996	Left Hand	1800W x 1200D x 800D x 600W x 740H	£222.25
24D1997	Right Hand	1800W x 1200D x 800D x 600W x 740H	£222.25
24D1998	Left Hand	2000W x 1200D x 800D x 600W x 740H	£240.50
24D1999	Right Hand	2000W x 1200D x 800D x 600W x 740H	£240.50

• ***NEW Dijon Walnut available from September 2024**

Top colours:



10 Georgian J Shaped Compact Crescent Desks

The Georgian range of J shaped compact crescent desks are an ideal option when space is at a premium. They come with 25mm tops, 2mm edging, cable ports, a modesty panel and height levelling feet.

CODE	DESCRIPTION	SIZE IN MM	PRICE
24D2000	Left Hand	1200W x 1200D x 600D x 600W x 740H	£176.75
24D2001	Right Hand	1200W x 1200D x 600D x 600W x 740H	£176.75
24D2002	Left Hand	1400W x 1200D x 600D x 600W x 740H	£184.25
24D2003	Right Hand	1400W x 1200D x 600D x 600W x 740H	£184.25
24D2004	Left Hand	1600W x 1200D x 600D x 600W x 740H	£195.75
24D2005	Right Hand	1600W x 1200D x 600D x 600W x 740H	£195.75
24D2006	Left Hand	1800W x 1200D x 600D x 600W x 740H	£204.50
24D2007	Right Hand	1800W x 1200D x 600D x 600W x 740H	£204.50
24D2008	Left Hand	2000W x 1200D x 600D x 600W x 740H	£220.95
24D2009	Right Hand	2000W x 1200D x 600D x 600W x 740H	£220.95

• **Plan and design service available**

• ***NEW Dijon Walnut available from September 2024**

Top colours:



10 Georgian S Shaped Compact Crescent Desks


The Georgian range of S shaped compact crescent desks are an ideal option when space is at a premium, they have a shaped centre to sit comfortably in and come with 25mm tops, 2mm edging, cable ports, a modesty panel and height levelling feet.

CODE	DESCRIPTION	SIZE IN MM	PRICE
24D2010	Left Hand	1600W x 1000D x 800D x 600W x 740H	£220.95
24D2011	Right Hand	1600W x 1000D x 800D x 600W x 740H	£220.95
24D2012	Left Hand	1800W x 1000D x 800D x 600W x 740H	£230.25
24D2013	Right Hand	1800W x 1000D x 800D x 600W x 740H	£230.25

• **Plan and design service available**

• ***NEW Dijon Walnut available from September 2024**

Top colours:



10 Georgian Cantilever Rectangular Desks



The Georgian range of rectangular desks come with 25mm tops, 2mm edging, cable ports, a modesty panel and height levelling feet. The sleek twin frame design is manufactured from 16 gauge steel. The wood finishes are resistant to heat, staining and scratching.


CODE	DESCRIPTION	SIZE IN MM	PRICE
24D2014	Rectangular Desk	800W x 600D x 740H	£162.25
24D2015	Rectangular Desk	1000W x 600D x 740H	£169.25
24D2016	Rectangular Desk	1200W x 600D x 740H	£177.95
24D2017	Rectangular Desk	1400W x 600D x 740H	£185.50
24D2018	Rectangular Desk	1600W x 600D x 740H	£194.50
24D2019	Rectangular Desk	1800W x 600D x 740H	£203.25
24D2020	Rectangular Desk	2000W x 600D x 740H	£213.25
24D2021	Rectangular Desk	800W x 800D x 740H	£170.50
24D2022	Rectangular Desk	1000W x 800D x 740H	£178.75
24D2023	Rectangular Desk	1200W x 800D x 740H	£186.25
24D2024	Rectangular Desk	1400W x 800D x 740H	£195.75
24D2025	Rectangular Desk	1600W x 800D x 740H	£203.75
24D2026	Rectangular Desk	1800W x 800D x 740H	£214.50
24D2027	Rectangular Desk	2000W x 800D x 740H	£224.75

- Special sizes available on request
- 800W desk comes with single cable port
- Plan and design service available
- *Handles not available in Bronze or Anthracite
- *NEW Dijon Walnut available from September 2024

Top colours:



Frame colours:



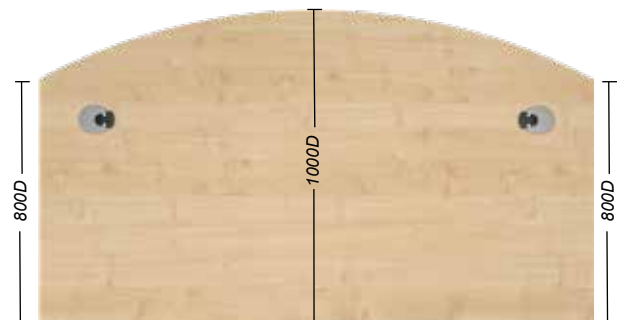
10 Georgian Cantilever Bow Desks



The Georgian range of rectangular, bow front desks are a stylish option for your office space. They are supplied with 25mm tops, 2mm edging, cable ports, a modesty panel and height levelling feet. The sleek twin frame design is manufactured from 16 gauge steel. The wood finishes are resistant to heat, staining and scratching.

CODE	DESCRIPTION	SIZE IN MM	PRICE
24D2028	Bow Desk	1200W x 800D x 1000D x 800D x 740H	£239.25
24D2029	Bow Desk	1400W x 800D x 1000D x 800D x 740H	£246.75
24D2030	Bow Desk	1600W x 800D x 1000D x 800D x 740H	£256.25
24D2031	Bow Desk	1800W x 800D x 1000D x 800D x 740H	£268.25


- Special sizes available on request
- Plan and design service available
- *Handles not available in Bronze or Anthracite
- *NEW Dijon Walnut available from September 2024



Top colours:



Frame colours:




10 Georgian Cantilever D End Desks

The Georgian panel end rectangular desks are available with the option of a D End which can be used as a meeting point and can be manufactured on the left or right hand side. They are supplied with 25mm tops and panel end legs, 2mm edging, cable ports, a modesty panel and height levelling feet. The sleek twin frame design is manufactured from 16 gauge steel. The wood finishes are resistant to heat, staining and scratching.

CODE	DESCRIPTION	SIZE IN MM	PRICE
24D2032	Left Hand	2000W x 800D x 740H	£307.25
24D2033	Right Hand	2000W x 800D x 740H	£307.25
24D2034	Left Hand	2200W x 800D x 740H	£323.75
24D2035	Right Hand	2200W x 800D x 740H	£323.75

- Special sizes available on request
- Plan and design service available
- *Handles not available in Bronze or Anthracite
- *NEW Dijon Walnut available from September 2024


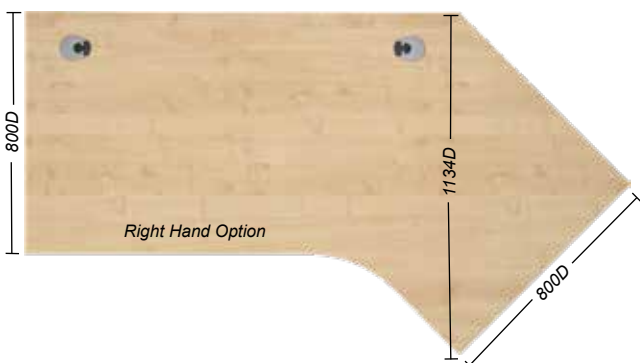


10 Georgian Cantilever Angled Desks


The Georgian panel end rectangular desks are available with the option of an Angled End which can be used as a meeting point and can be manufactured on the left or right hand side. They are supplied with 25mm tops and panel end legs, 2mm edging, cable ports, a modesty panel and height levelling feet. The sleek twin frame design is made from 16 gauge steel. The wood finishes are resistant to heat, staining and scratching.

CODE	DESCRIPTION	SIZE IN MM	PRICE
24D2036	Left Hand	2000W x 800D x 1134D x 740H	£345.25
24D2037	Right Hand	2000W x 800D x 1134D x 740H	£345.25
24D2038	Left Hand	2200W x 800D x 1134D x 740H	£360.95
24D2039	Right Hand	2200W x 800D x 1134D x 740H	£360.95

- Special sizes available on request
- Plan and design service available
- *Handles not available in Bronze or Anthracite
- *NEW Dijon Walnut available from September 2024



10 Georgian Cantilever Wave Desks

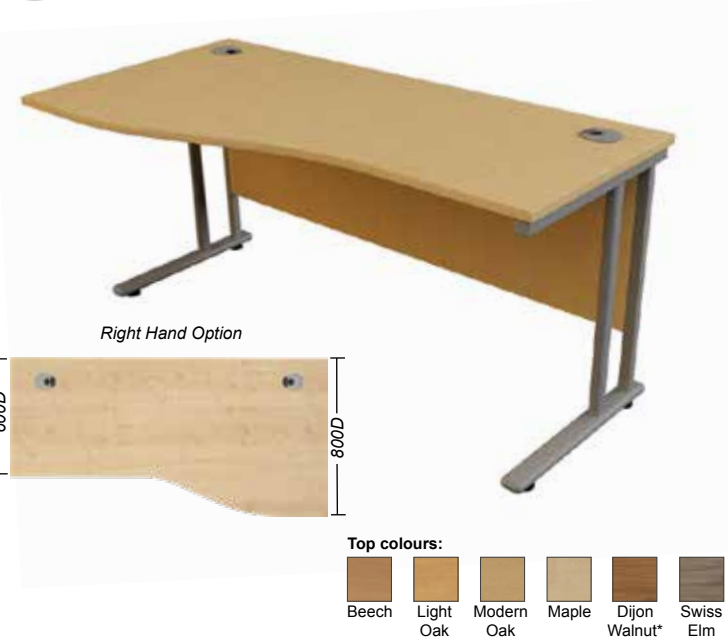


The Georgian wave desks come with 25mm tops, 2mm edging, cable ports, a modesty panel and height levelling feet. The sleek twin frame design is made from 16 gauge steel.

CODE	DESCRIPTION	SIZE IN MM	PRICE
24D2040	Left Hand	1000W x 1000D x 800D x 740H	£198.75
24D2041	Right Hand	1000W x 1000D x 800D x 740H	£198.75
24D2042	Left Hand	1200W x 1000D x 800D x 740H	£205.75
24D2043	Right Hand	1200W x 1000D x 800D x 740H	£205.75
24D2044	Left Hand	1400W x 1000D x 800D x 740H	£214.50
24D2045	Right Hand	1400W x 1000D x 800D x 740H	£214.50
24D2046	Left Hand	1600W x 1000D x 800D x 740H	£223.50
24D2047	Right Hand	1600W x 1000D x 800D x 740H	£223.50
24D2048	Left Hand	1800W x 1000D x 800D x 740H	£232.75
24D2049	Right Hand	1800W x 1000D x 800D x 740H	£232.75

- *Handles not available in Bronze or Anthracite
- *NEW Dijon Walnut available from September 2024

10 Georgian Cantilever Compact Wave Desks



The Georgian compact wave desks are an ideal option when space is at a premium. They come with 25mm tops, 2mm edging, cable ports, a modesty panel and height levelling feet. The sleek twin frame design is made from 16 gauge steel.

CODE	DESCRIPTION	SIZE IN MM	PRICE
24D2050	Left Hand	1000W x 800D x 600D x 740H	£187.50
24D2051	Right Hand	1000W x 800D x 600D x 740H	£187.50
24D2052	Left Hand	1200W x 800D x 600D x 740H	£195.75
24D2053	Right Hand	1200W x 800D x 600D x 740H	£195.75
24D2054	Left Hand	1400W x 800D x 600D x 740H	£203.25
24D2055	Right Hand	1400W x 800D x 600D x 740H	£203.25
24D2056	Left Hand	1600W x 800D x 600D x 740H	£211.95
24D2057	Right Hand	1600W x 800D x 600D x 740H	£211.95
24D2058	Left Hand	1800W x 800D x 600D x 740H	£222.25
24D2059	Right Hand	1800W x 800D x 600D x 740H	£222.25

- *Handles not available in Bronze or Anthracite
- *NEW Dijon Walnut available from September 2024

10 Georgian Cantilever Double Wave Desks



The Georgian range of double end wave desks have a shaped centre to sit comfortably in and come with 25mm tops, 2mm edging, cable ports, a modesty panel and height levelling feet. The sleek twin frame design is made from 16 gauge steel and the wood finishes are resistant to heat, staining and scratching.

CODE	DESCRIPTION	SIZE IN MM	PRICE
24D2060	Double Wave	1600W x 1000D x 740H	£256.25
24D2061	Double Wave	1800W x 1000D x 740H	£268.25

- Plan and design service available
- *Handles not available in Bronze or Anthracite
- *NEW Dijon Walnut available from September 2024

10 Georgian Cantilever J Shaped Crescent Desks

The Georgian J shaped crescent desks come with 25mm tops, 2mm edging, cable ports, a modesty panel and height levelling feet. The sleek twin frame design is made from 16 gauge steel.


CODE	DESCRIPTION	SIZE IN MM	PRICE
24D2062	Left Hand	1200W x 1200D x 800D x 600W x 740H	£216.50
24D2063	Right Hand	1200W x 1200D x 800D x 600W x 740H	£216.50
24D2064	Left Hand	1400W x 1200D x 800D x 600W x 740H	£225.95
24D2065	Right Hand	1400W x 1200D x 800D x 600W x 740H	£225.95
24D2066	Left Hand	1600W x 1200D x 800D x 600W x 740H	£239.25
24D2067	Right Hand	1600W x 1200D x 800D x 600W x 740H	£239.25
24D2068	Left Hand	1800W x 1200D x 800D x 600W x 740H	£251.25
24D2069	Right Hand	1800W x 1200D x 800D x 600W x 740H	£251.25
24D2070	Left Hand	2000W x 1200D x 800D x 600W x 740H	£271.95
24D2071	Right Hand	2000W x 1200D x 800D x 600W x 740H	£271.95

- *Handles not available in Bronze or Anthracite
- *NEW Dijon Walnut available from September 2024

Top colours:



Frame colours:



10 Georgian J Shaped Compact Crescent Desks

The Georgian J shaped compact crescent desks come with 25mm tops, 2mm edging, cable ports, a modesty panel and height levelling feet. The sleek twin frame design is made from 16 gauge steel.



CODE	DESCRIPTION	SIZE IN MM	PRICE
24D2072	Left Hand	1200W x 1200D x 600D x 600W x 740H	£207.75
24D2073	Right Hand	1200W x 1200D x 600D x 600W x 740H	£207.75
24D2074	Left Hand	1400W x 1200D x 600D x 600W x 740H	£217.00
24D2075	Right Hand	1400W x 1200D x 600D x 600W x 740H	£217.00
24D2076	Left Hand	1600W x 1200D x 600D x 600W x 740H	£229.75
24D2077	Right Hand	1600W x 1200D x 600D x 600W x 740H	£229.75
24D2078	Left Hand	1800W x 1200D x 600D x 600W x 740H	£240.95
24D2079	Right Hand	1800W x 1200D x 600D x 600W x 740H	£240.95
24D2080	Left Hand	2000W x 1200D x 600D x 600W x 740H	£260.75
24D2081	Right Hand	2000W x 1200D x 600D x 600W x 740H	£260.75

- *Handles not available in Bronze or Anthracite
- *NEW Dijon Walnut available from September 2024

Top colours:



Frame colours:



10 Georgian S Shaped Compact Crescent Desks

The Georgian S shaped compact crescent desks are an ideal option when space is at a premium. They come with 25mm tops, 2mm edging, cable ports, a modesty panel and height levelling feet. The sleek twin frame design is made from 16 gauge steel and the wood finishes are resistant to heat, staining and scratching.


CODE	DESCRIPTION	SIZE IN MM	PRICE
24D2082	Left Hand	1600W x 1000D x 800D x 600W x 740H	£260.75
24D2083	Right Hand	1600W x 1000D x 800D x 600W x 740H	£260.75
24D2084	Left Hand	1800W x 1000D x 800D x 600W x 740H	£271.25
24D2085	Right Hand	1800W x 1000D x 800D x 600W x 740H	£271.25

- *Handles not available in Bronze or Anthracite
- *NEW Dijon Walnut available from September 2024

Top colours:



Frame colours:



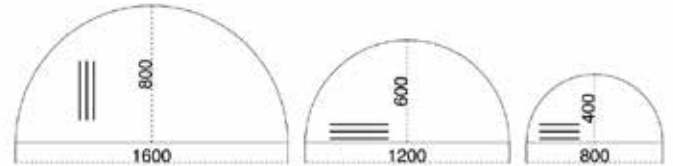
10 Georgian Radial Extension Desks



The Georgian radial extension desks come with a 25mm top, 2mm edging and 60mm tubular legs. Available in 3 sizes to fit on the end of either single or back-to-back desks.

CODE	DESCRIPTION	SIZE IN MM	PRICE
24D2086	800 End	800W x 400D x 740H	£119.25
24D2087	1200 End	1200W x 600D x 740H	£142.75
24D2088	1600 End	1600W x 800D x 740H	£153.95


- Plan and design service available
- *Handles not available in Bronze or Anthracite
- *NEW Dijon Walnut available from September 2024



Top colours:



Frame colours:



10 Georgian Extension Meeting Desks



The Georgian extension meeting desks come with a 25mm top, 2mm edging and 60mm tubular legs. They are fitted to the end of either an 800 or 600 deep desk for use as a meeting point when space is at a premium.


CODE	DESCRIPTION	SIZE IN MM	PRICE
24D2089	Tubular Leg - Left Hand	1600W x 945D x 740H	£236.75
24D2090	Tubular Leg - Right Hand	1600W x 945D x 740H	£236.75
24D2091	Trumpet Leg - Left Hand	1600W x 945D x 740H	£346.50
24D2092	Trumpet Leg - Right Hand	1600W x 945D x 740H	£346.50

- Left Hand option shown
- Plan and design service available
- *Handles not available in Bronze or Anthracite
- *NEW Dijon Walnut available from September 2024

Top colours:



Frame colours:



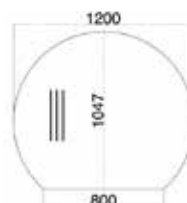
10 Georgian Circular Extension Desks



The Georgian circular extension desk comes with a 25mm top, 2mm edging and the choice of 60mm tubular legs or a trumpet base. Ideal to fit at the end of an 800 deep desk to use as a meeting point.

CODE	DESCRIPTION	SIZE IN MM	PRICE
24D2093	Tubular Legs	1200W x 1047D x 800W x 740H	£225.25
24D2094	Trumpet Base	1200W x 1047D x 800W x 740H	£340.75


- Plan and design service available
- *Handles not available in Bronze or Anthracite
- *NEW Dijon Walnut available from September 2024



Top colours:



Frame colours:



10 Georgian Fixed Pedestals

The Georgian fixed pedestals fit on 600 or 800 deep desks.

CODE	DESCRIPTION	SIZE IN MM	PRICE
24P2095	2 Drawer Fixed 600D	426W x 520D x 505H	£128.75
24P2096	3 Drawer Fixed 600D	426W x 520D x 505H	£128.75
24P2097	2 Drawer Fixed 800D	426W x 577D x 505H	£128.75
24P2098	3 Drawer Fixed 800D	426W x 577D x 505H	£128.75

- Plan and design service available
- *NEW Dijon Walnut available from September 2024

Top colours:



10 Georgian Mobile Pedestals

The Georgian range of pedestals come with a 25mm top. The wood finishes are resistant to heat, staining and scratching. They are supplied with Silver handles as standard.

CODE	DESCRIPTION	SIZE IN MM	PRICE
24P2099	2 Drawer Low Mobile	438W x 605D x 595H	£164.75
24P2100	3 Drawer Low Mobile	438W x 605D x 595H	£164.75
24P2101	2 Drawer Mobile Shallow	438W x 514D x 635H	£188.00
24P2102	3 Drawer Mobile Shallow	438W x 514D x 635H	£188.00
24P2103	4 Drawer Mobile Shallow	438W x 514D x 635H	£188.00
24P2104	2 Drawer Mobile Under Desk	438W x 550D x 635H	£188.00
24P2105	3 Drawer Mobile Under Desk	438W x 550D x 635H	£188.00
24P2106	4 Drawer Mobile Under Desk	438W x 550D x 635H	£188.00
24P2107	2 Drawer Desk High	438W x 600D x 740H	£185.50
24P2108	3 Drawer Desk High	438W x 600D x 740H	£185.50
24P2109	4 Drawer Desk High	438W x 600D x 740H	£185.50
24P2110	2 Drawer Desk High 800	438W x 800D x 740H	£208.25
24P2111	3 Drawer Desk High 800	438W x 800D x 740H	£208.25
24P2112	4 Drawer Desk High 800	438W x 800D x 740H	£208.25

- Suspension files hook front to back in the filing drawers
- The Mobile shallow pedestals are not deep enough to take suspension files in the filer drawers
- *NEW Dijon Walnut available from September 2024

Top colours:



10 Georgian Narrow Pedestals

The Georgian range of narrow pedestals come with a 25mm top. The wood finishes are resistant to heat, staining and scratching.

CODE	DESCRIPTION	SIZE IN MM	PRICE
24P2113	2 Drawer Narrow Mobile Shallow	310W x 514D x 635H	£182.95
24P2114	3 Drawer Narrow Mobile Shallow	310W x 514D x 635H	£182.95
24P2115	4 Drawer Narrow Mobile Shallow	310W x 514D x 635H	£182.95
24P2116	2 Drawer Narrow Mobile Under Desk	310W x 550D x 635H	£182.95
24P2117	3 Drawer Narrow Mobile Under Desk	310W x 550D x 635H	£182.95
24P2118	4 Drawer Narrow Mobile Under Desk	310W x 550D x 635H	£182.95
24P2119	2 Drawer Narrow Desk High	310W x 600D x 740H	£181.25
24P2120	3 Drawer Narrow Desk High	310W x 600D x 740H	£181.25
24P2121	4 Drawer Narrow Desk High	310W x 600D x 740H	£181.25
24P2122	2 Drawer Narrow Desk High 800	310W x 800D x 740H	£202.50
24P2123	3 Drawer Narrow Desk High 800	310W x 800D x 740H	£202.50
24P2124	4 Drawer Narrow Desk High 800	310W x 800D x 740H	£202.50

- Plan and design service available
- *NEW Dijon Walnut available from September 2024

Top colours:



10 Georgian Bookcases



The Georgian open bookcases come with a 25mm top, base and adjustable shelves with 18mm sides and back.

CODE	DESCRIPTION	SIZE IN MM	PRICE
24BC2125	*1 Shelf/2 rows of filing	800W x 410D x 740H	£108.50
24BC2126	2 Shelves	800W x 410D x 1000H	£114.95
24BC2127	2 Shelves	800W x 410D x 1200H	£129.95
24BC2128	3 Shelves	800W x 410D x 1600H	£180.50
24BC2129	3 Shelves	800W x 410D x 1800H	£194.95
24BC2130	4 Shelves	800W x 410D x 2000H	£215.25

24BC2131	1 Shelf/2 rows of filing	1000W x 410D x 740H*	£131.25
24BC2132	2 Shelves	1000W x 410D x 1000H	£136.25
24BC2133	2 Shelves	1000W x 410D x 1200H	£156.50
24BC2134	3 Shelves	1000W x 410D x 1600H	£210.75
24BC2135	3 Shelves	1000W x 410D x 1800H	£230.95
24BC2136	4 Shelves	1000W x 410D x 2000H	£251.25

- *This option holds 2 rows of lever arch files
- Now supplied with flush base and adjustable feet
- Plan and design service available
- *NEW Dijon Walnut available from September 2024



Top colours:



10 Georgian 2 Door Cupboards



The Georgian double door cupboards come with a 25mm top, base and adjustable shelves with 18mm sides and back. Silver handles are supplied as standard.

CODE	DESCRIPTION	SIZE IN MM	PRICE
24CP2137	*1 Shelf/2 rows of filing	800W x 410D x 740H	£172.95
24CP2138	2 Shelves	800W x 410D x 1000H	£199.95
24CP2139	2 Shelves	800W x 410D x 1200H	£222.75
24CP2140	3 Shelves	800W x 410D x 1600H	£270.00
24CP2141	3 Shelves	800W x 410D x 1800H	£293.95
24CP2142	4 Shelves	800W x 410D x 2000H	£316.25

24CP2143	1 Shelf/2 rows of filing	1000W x 410D x 740H*	£196.25
24CP2144	2 Shelves	1000W x 410D x 1000H	£223.95
24CP2145	2 Shelves	1000W x 410D x 1200H	£252.95
24CP2146	3 Shelves	1000W x 410D x 1600H	£309.75
24CP2147	3 Shelves	1000W x 410D x 1800H	£338.25
24CP2148	4 Shelves	1000W x 410D x 2000H	£366.50

- *This option holds 2 rows of lever arch files
- Now supplied with flush base and adjustable feet
- Plan and design service available
- *NEW Dijon Walnut available from September 2024



Top colours:




10 Georgian Systems Storage Cupboard

The Georgian systems storage cupboards come with a 25mm top, base and 18mm sides and back. Silver handles are supplied as standard and they are supplied with a lock and 2 keys as standard. Available with a range of internal accessories as shown below.

CODE	DESCRIPTION	SIZE IN MM	PRICE
24CP2149	Supplied Empty	955W x 580D x 740H	£239.25
24CP2150	Supplied Empty	955W x 580D x 1000H	£267.50
24CP2151	Supplied Empty	955W x 580D x 1200H	£302.25
24CP2152	Supplied Empty	955W x 580D x 1600H	£339.50
24CP2153	Supplied Empty	955W x 580D x 1800H	£387.95
24CP2154	Supplied Empty	955W x 580D x 2000H	£428.50

- Plan and design service available
- *NEW Dijon Walnut available from September 2024




10 Georgian Tambour Cupboards

The Georgian side opening tambour cupboard is supplied empty but comes with a range of accessories as shown below. The cupboard has a 25mm top and the doors come in Silver as standard but White or Graphite are also available.

CODE	DESCRIPTION	SIZE IN MM	PRICE
24TC2155	Supplied Empty	1100W x 531D x 740H	£361.50
24TC2156	Supplied Empty	1100W x 531D x 1000H	£407.50
24TC2157	Supplied Empty	1100W x 531D x 1200H	£456.25
24TC2158	Supplied Empty	1100W x 531D x 1600H	£500.95
24TC2159	Supplied Empty	1100W x 531D x 1800H	£546.95
24TC2160	Supplied Empty	1100W x 531D x 2000H	£591.25

- Plan and design service available
- *NEW Dijon Walnut available from September 2024



10 Georgian Storage Internals

These storage internals are suitable for the above Systems Storage cupboards and Tambour cupboards.

CODE	DESCRIPTION	PRICE
24ACC2161	Metal Shelf	£27.75
24ACC2162	Wooden Shelf	£37.25
24ACC2163	Slotted Shelf	£37.95
24ACC2164	Shelf Dividers - pack of 5	£37.95
24ACC2165	Wardrobe Shelf Rail	£50.50
24ACC2166	Lateral A4 Filing Rail	£34.25
24ACC2167	Roll Out Filing Frame	£109.75

- Roll Out Filing Frame can be used for 1 row of foolscap filing, 2 rows of A4 or a mixture of both
- Plan and design service available



10 Georgian Corner Units



These desk high, open bookcase corner units come with 2 rows for A4 filing.

CODE	DESCRIPTION	SIZE IN MM	PRICE
24BC2168	Open Bookcase	600W x 600D x 740H	£256.25
24BC2169	Open Bookcase	800W x 800D x 740H	£274.50

- Plan and design service available
- *NEW Dijon Walnut available from September 2024



Top colours:



10 Georgian Tambour Cupboard



These desk high corner units come with 2 rows for A4 filing, and Silver lockable doors.

CODE	DESCRIPTION	SIZE IN MM	PRICE
24TC2170	Tambour	800W x 800D x 740H	£492.75

- Plan and design service available
- *NEW Dijon Walnut available from September 2024



Top colours:



Door colours:



10 Georgian Tambour Cupboard



This desk high tambour cupboard comes with 1 adjustable shelf and Silver lockable doors as standard.

CODE	DESCRIPTION	SIZE IN MM	PRICE
24TC2171	1 Shelf	800W x 600D x 740H	£453.75

- Plan and design service available
- *NEW Dijon Walnut available from September 2024

Top colours:



Door colours:



10 Georgian Wooden Filing Cabinets

The Georgian filing cabinet comes with a 25mm top The wood finishes are resistant to heat, staining and scratching and they are supplied with Silver handles as standard.

CODE	DESCRIPTION	SIZE IN MM	PRICE
24F2172	2 Drawer	484W x 658D x 740H	£211.50
24F2173	3 Drawer	484W x 658D x 1048H	£259.95
24F2174	4 Drawer	484W x 658D x 1360H	£309.25

- Suspension files hook Left to Right in the filing cabinets
- Plan and design service available
- *NEW Dijon Walnut available from September 2024



Top colours:



10 Georgian 2 Drawer Desk High Side Filer

The desk high side filer is a lockable unit with weights placed in the base for stability. This unit is suitable for standard foolscap filing and comes with an 25mm top in a range of colours. Silver handles are supplied as standard.

CODE	DESCRIPTION	SIZE IN MM	PRICE
24F2175	2 Drawer Side Filer	800W x 600D x 740H	£505.25

- Plan and design service available
- *NEW Dijon Walnut available from September 2024



Top colours:



10 Georgian Metal Pedestals

The Georgian metal pedestals come with a choice of a square or curved front. All options come with 3 drawers, one of which can be used for filing, and a pen tray included in the top drawer.

CODE	DESCRIPTION	SIZE IN MM	PRICE
24P2176	Square Narrow 3 Drawers: 2 x Personal, 1 x Filing	300W x 500D x 600H	£117.25
24P2177	Square 3 Drawers: 2 x Personal, 1 x Filing	400W x 500D x 600H	£123.00

- Personal drawers have a capacity of 20kg
- Filing drawers have a capacity of 40kg
- Plan and design service available



Colour options:



10 Georgian Base Units



The Georgian desk high cupboards are supplied with 25mm tops, one adjustable shelf, a lock with 2 keys and have height levelling feet. The 1200W option comes with a central division.

CODE	DESCRIPTION	SIZE IN MM	PRICE
24CP2178	1 Shelf	800W x 600D x 740H	£247.50
24CP2179	1 Shelf	1000W x 600D x 740H	£268.25
24CP2180	*1 Shelf	1200W x 600D x 740H	£300.95

- These units will not accept 2 rows of A4 Box files
- *Cupboard has a central division
- Plan and design service available
- *NEW Dijon Walnut available from September 2024

Top colours:



10 Georgian Sliding Door Units



The sliding door units all come with one adjustable shelf, are lockable and come with Silver handles as standard.

CODE	DESCRIPTION	SIZE IN MM	PRICE
24CP2181	1 Shelf	800W x 600D x 740H	£305.50
24CP2182	1 Shelf	1000W x 600D x 740H	£349.50
24CP2183	*1 Shelf	1200W x 600D x 740H	£387.50
24CP2184	*1 Shelf	1600W x 600D x 740H	£477.50

- These units will not accept 2 rows of A4 Box files
- *Cupboard has a central division
- Plan and design service available
- *NEW Dijon Walnut available from September 2024

Top colours:



10 Georgian Sideboard Shelf Units



The sideboard shelf units come with one adjustable shelf within the cupboard and two adjustable shelves in the open unit. Silver handles are supplied as standard.

CODE	DESCRIPTION	SIZE IN MM	PRICE
24CP2185	1 Shelf/2 Shelves	1200W x 600D x 740H	£345.25

- Plan and design service available
- *NEW Dijon Walnut available from September 2024

Top colours:



10 Georgian Sideboard Shelf Units

The sideboard shelf units come with one adjustable shelf within the cupboard and two adjustable shelves in the open unit. Silver handles are supplied as standard.

CODE	DESCRIPTION	SIZE IN MM	PRICE
24CP2186	1 Shelf/2 Shelves	1600W x 600D x 740H	£557.00

- Plan and design service available
- *NEW Dijon Walnut available from September 2024



Top colours:



10 Georgian Sideboard Drawer Units

The sideboard drawer units come with the option of two, three or four drawers and the cupboard comes with one adjustable shelf. Silver handles are supplied as standard.

CODE	DESCRIPTION	SIZE IN MM	PRICE
24CP2187	2 Drawer	1200W x 600D x 740H	£444.75
24CP2188	3 Drawer	1200W x 600D x 740H	£444.75
24CP2189	4 Drawer	1200W x 600D x 740H	£444.75

- Left Hand drawer option available on request
- Plan and design service available
- *NEW Dijon Walnut available from September 2024



Top colours:



10 Georgian Sideboard Drawer Units

The sideboard drawer units come with one adjustable shelf within the cupboards and a choice of a two, three or four drawer unit. Silver handles are supplied as standard.

CODE	DESCRIPTION	SIZE IN MM	PRICE
24CP2190	2 Drawer	1600W x 600D x 740H	£654.75
24CP2191	3 Drawer	1600W x 600D x 740H	£654.75
24CP2192	4 Drawer	1600W x 600D x 740H	£654.75

- Plan and design service available
- *NEW Dijon Walnut available from September



Top colours:



Flexible working has introduced the need for spaces that encourage collaboration. The adaptive, modular design of the Grid means that it can be configured - and then reconfigured again quickly and easily to suit the ever-changing needs of the office space. The basic building-blocks of the Grid can be connected to create a framework entirely of your design, which can then be customised with accessories to enhance its functionality. Available in 2 different size options as shown opposite.



10 400 Cube Storage

CODE	DESCRIPTION	SIZE IN MM	PRICE
24GD2193	Base Cupboard	800W x 400D x 740H	£248.75
24GD2194	Base Cupboard	800W x 400D x 825H	£287.75
24GD2195	Base Cupboard	800W x 400D x 1225H	£320.50
24GD2196	Metal Cube	400W x 400D x 400H	£103.50
24GD2197	Open Alcove	368W x 400D x 368H	£77.75
24GD2198	Closed Alcove	368W x 400D x 368H	£87.25
24GD2199	Closed TV Alcove	800W x 400D x 800H	£209.50
24GD2200	Locker - PH or CL*	368W x 400D x 368H	£131.95
24GD2201	Planter	368W x 400D x 180H	£87.25
24GD2202	Shelf	368W x 400D x 18H	£30.50
24GD2203	Top Shelf	400W x 400D x 18H	£30.50
24GD2204	Top Shelf	800W x 400D x 18H	£37.25
24GD2205	Floor Base	800W x 400D x 30H	£47.50
24GD2206	Floor Base	1200W x 400D x 30H	£70.75
24GD2207	Floor Base	1600W x 400D x 30H	£81.50
24GD2208	Floor Base	2000W x 400D x 30H	£100.50
24GD2209	Plant Hanger	395W x 395D x 15H	£47.50

- Plan and design service available
- *Please confirm PH Pull Handle or CL Combination Lock



10 500 Cube Storage

CODE	DESCRIPTION	SIZE IN MM	PRICE
24GD2210	Base Cupboard	1000W x 400D x 740H	£264.95
24GD2211	Base Cupboard	1000W x 400D x 1025H	£322.50
24GD2212	Base Cupboard	1000W x 400D x 1525H	£445.50
24GD2213	Metal Cube	500W x 400D x 500H	£113.75
24GD2214	Open Alcove	468W x 400D x 468H	£86.50
24GD2215	Closed Alcove	468W x 400D x 468H	£95.25
24GD2216	Closed TV Alcove	1000W x 400D x 1000H	£234.75
24GD2217	Locker - PH or CL*	468W x 400D x 468H	£143.25
24GD2218	Planter	468W x 400D x 180H	£95.25
24GD2219	Shelf	468W x 400D x 18H	£32.25
24GD2220	Top Shelf	500W x 400D x 18H	£32.25
24GD2221	Top Shelf	1000W x 400D x 18H	£46.75
24GD2222	Floor Base	1000W x 400D x 30H	£51.75
24GD2223	Floor Base	1500W x 400D x 30H	£77.75
24GD2224	Floor Base	2000W x 400D x 30H	£107.25
24GD2225	Plant Hanger	495W x 395D x 15H	£52.50

- Plan and design service available
- *Please confirm PH Pull Handle or CL Combination
- *Handles not available in Bronze or Anthracite
- *NEW Dijon Walnut available from September 2024



Base Cupboard



Metal Cube



Locker



Closed Alcove



Open Alcove



Planter



Shelf



Base Shelf




Plant Hanger

Top colours:



Frame colours:



10 Georgian Shallow Tray Units



The Georgian mobile tray units are supplied with shallow trays as standard and come with a 25mm carcass in a range of colours as shown below.

CODE	DESCRIPTION	TRAYS	SIZE IN MM	PRICE
24TU2226	Single Bay	6	364W x 472D x 637H	£225.95
24TU2227	Double Bay	12	704W x 472D x 637H	£391.25

- Plan and design service available
- *NEW Dijon Walnut available from September 2024

Top colours:



Tray colours:



10 Georgian Shallow Tray Units



The Georgian mobile tray units are supplied with shallow trays as standard and come with a 25mm carcass in a range of colours as shown below.

CODE	DESCRIPTION	TRAYS	SIZE IN MM	PRICE
24TU2228	Triple Bay	18	1044W x 472D x 637H	£513.50
24TU2229	Triple Bay	48	1044W x 472D x 1520H	£1049.75
24TU2230	Quad Bay	24	1384W x 472D x 637H	£573.50

- Plan and design service available
- *NEW Dijon Walnut available from September 2024

Top colours:



Tray colours:



10 Georgian Extra Deep Tray Unit



This Georgian mobile tray unit is supplied with extra deep trays and comes with a 25mm carcass in a range of colours as shown below.

CODE	DESCRIPTION	TRAYS	SIZE IN MM	PRICE
24TU2231	Quad Bay	8	1384W x 472D x 637H	£478.75

- Plan and design service available
- *NEW Dijon Walnut available from September 2024

Top colours:



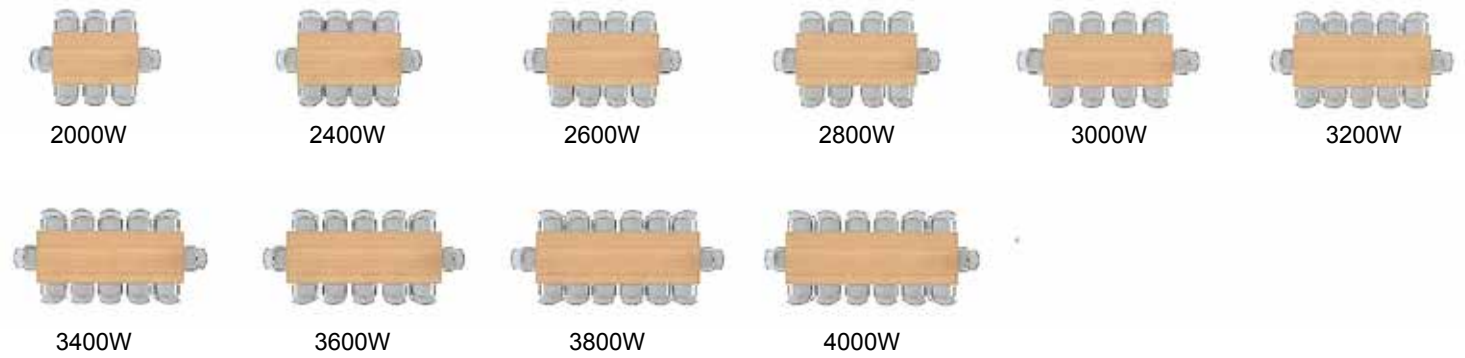
Tray colours:



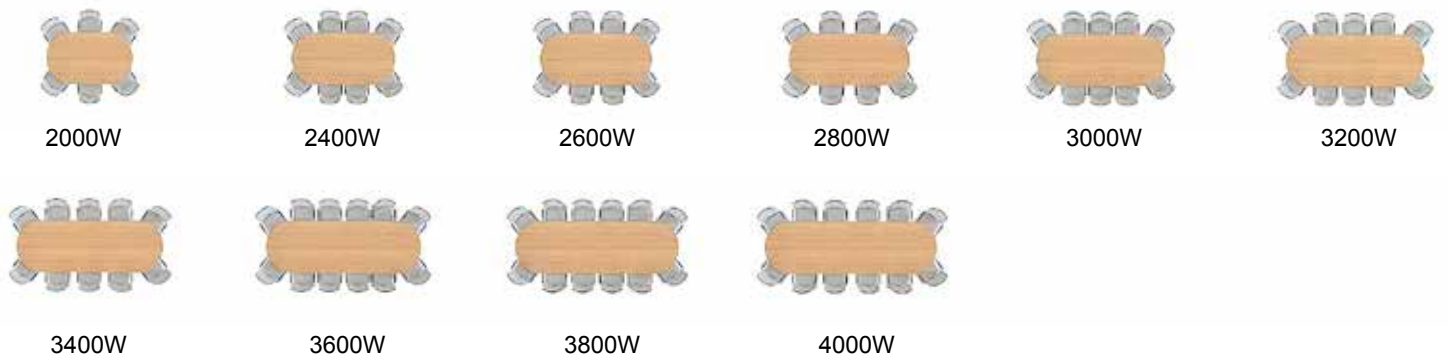
Georgian Conference Tables

Please use the chart below as a guideline when choosing the size of your conference table. Please note that this may vary depending on the dimensions of the chairs you choose. Contact us if you require assistance before ordering.


Rectangular Conference Tables - Page 178 - 181



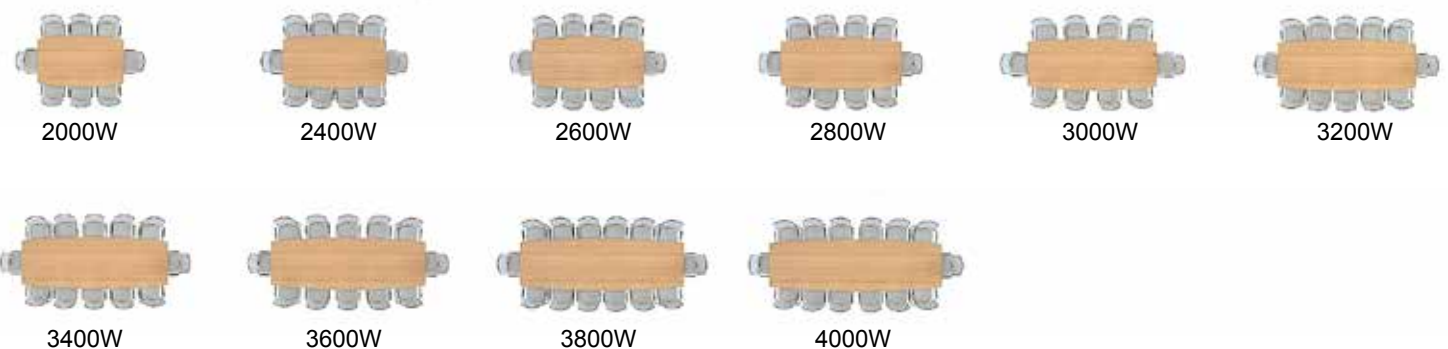
D End Conference Tables - Page 182 - 183



Oval Conference Tables - Page 184 - 185



Boat Conference Tables - Page 186 - 187





10 Brava Rectangular Meeting Tables



The Georgian Brava tables come with 25mm tops, 2mm edging and height levelling feet. The wood finishes are resistant to heat, staining and scratching. The goalpost frames are 38mm square and are supplied with 4 support beams under the table top.

CODE	SIZE IN MM	PRICE
24T2232	2000W x 1200D x 740H	£355.75
24T2233	2400W x 1200D x 740H	£507.95
24T2234	2600W x 1200D x 740H	£521.75
24T2235	*2800W x 1200D x 740H	£535.75
24T2236	*3000W x 1200D x 740H	£548.95
24T2237	*3200W x 1200D x 740H	£579.25
24T2238	*3400W x 1200D x 740H	£593.75
24T2239	*3600W x 1200D x 740H	£608.75
24T2240	*3800W x 1200D x 740H	£641.50
24T2241	*4000W x 1200D x 740H	£674.50


CODE	SIZE IN MM	PRICE
24T2242	2000W x 1600D x 740H	£367.75
24T2243	2400W x 1600D x 740H	£546.95
24T2244	2600W x 1600D x 740H	£557.00
24T2245	*2800W x 1600D x 740H	£575.50
24T2246	*3000W x 1600D x 740H	£581.75
24T2247	*3200W x 1600D x 740H	£588.75
24T2248	*3400W x 1600D x 740H	£602.50
24T2249	*3600W x 1600D x 740H	£616.95
24T2250	*3800W x 1600D x 740H	£657.95
24T2251	*4000W x 1600D x 740H	£699.75

- *Tables come in 2 pieces, grain may not match up. All 2 piece tables will be supplied with 2 tops and 1 leg frame with a central support leg
- *Handles not available in Bronze or Anthracite
- *NEW Dijon Walnut available from September 2024

Top colours:



Frame colours:





10 Gianni Rectangular Meeting Tables

The Georgian Gianni tables come with 25mm tops, 2mm edging and height levelling feet. The wood finishes are resistant to heat, staining and scratching. The goalpost frames are 50mm square and are supplied with 4 support beams under the table top.

CODE	SIZE IN MM	PRICE
24T2252	2000W x 1000D x 740H	£475.00
24T2253	2400W x 1000D x 740H	£541.95
24T2254	2600W x 1000D x 740H	£608.25
24T2255	*2800W x 1000D x 740H	£642.25
24T2256	*3000W x 1000D x 740H	£676.25
24T2257	*3200W x 1000D x 740H	£679.50
24T2258	*3400W x 1000D x 740H	£808.75
24T2259	*3600W x 1000D x 740H	£875.75
24T2260	*3800W x 1000D x 740H	£941.75
24T2261	*4000W x 1000D x 740H	£1011.75

CODE	SIZE IN MM	PRICE
24T2272	2000W x 1400D x 740H	£594.95
24T2273	2400W x 1400D x 740H	£675.75
24T2274	2600W x 1400D x 740H	£756.95
24T2275	*2800W x 1400D x 740H	£798.75
24T2276	*3000W x 1400D x 740H	£840.25
24T2277	*3200W x 1400D x 740H	£921.75
24T2278	*3400W x 1400D x 740H	£1001.75
24T2279	*3600W x 1400D x 740H	£1084.95
24T2280	*3800W x 1400D x 740H	£1165.25
24T2281	*4000W x 1400D x 740H	£1248.95

CODE	SIZE IN MM	PRICE
24T2262	2000W x 1200D x 740H	£534.95
24T2263	2400W x 1200D x 740H	£608.75
24T2264	2600W x 1200D x 740H	£682.50
24T2265	*2800W x 1200D x 740H	£720.50
24T2266	*3000W x 1200D x 740H	£758.25
24T2267	*3200W x 1200D x 740H	£832.00
24T2268	*3400W x 1200D x 740H	£905.25
24T2269	*3600W x 1200D x 740H	£980.25
24T2270	*3800W x 1200D x 740H	£1053.50
24T2271	*4000W x 1200D x 740H	£1130.50

CODE	SIZE IN MM	PRICE
24T2282	2000W x 1600D x 740H	£654.75
24T2283	2400W x 1600D x 740H	£742.50
24T2284	2600W x 1600D x 740H	£831.50
24T2285	*2800W x 1600D x 740H	£876.95
24T2286	*3000W x 1600D x 740H	£922.25
24T2287	*3200W x 1600D x 740H	£1011.25
24T2288	*3400W x 1600D x 740H	£1098.25
24T2289	*3600W x 1600D x 740H	£1189.75
24T2290	*3800W x 1600D x 740H	£1276.75
24T2291	*4000W x 1600D x 740H	£1367.75




- *Tables come in 2 pieces, grain may not match up. All 2 piece tables will be supplied with 2 tops and 1 leg frame with a central support leg
- Plan and design service available
- *Handles not available in Bronze or Anthracite
- *NEW Dijon Walnut available from September 2024

Top colours:



Frame colours:




10 Rectangular Arrowhead Base Tables



The Georgian range of conference tables come with 25mm tops, 2mm edging and height levelling feet. The wood finishes are resistant to heat, staining and scratching.

CODE	SIZE IN MM	PRICE
24T2292	2000W x 1200D x 740H	£334.95
24T2293	2400W x 1200D x 740H	£396.75
24T2294	2600W x 1200D x 740H	£463.75
24T2295	*2800W x 1200D x 740H	£498.50
24T2296	*3000W x 1200D x 740H	£533.75
24T2297	*3200W x 1200D x 740H	£580.50
24T2298	*3400W x 1200D x 740H	£632.25
24T2299	*3600W x 1200D x 740H	£680.00
24T2300	*3800W x 1200D x 740H	£818.75
24T2301	*4000W x 1200D x 740H	£878.75

- *Tables come in 2 pieces, grain may not match up
- Plan and design service available
- *Handles not available in Bronze or Anthracite
- *NEW Dijon Walnut available from September 2024



Top colours:



10 Rectangular Panel End Tables



The Georgian range of conference tables come with 25mm tops, 2mm edging, a modesty panel and height levelling feet. The wood finishes are resistant to heat, staining and scratching.

CODE	SIZE IN MM	PRICE
24T2302	2000W x 1200D x 740H	£334.95
24T2303	2400W x 1200D x 740H	£396.75
24T2304	2600W x 1200D x 740H	£463.75
24T2305	*2800W x 1200D x 740H	£498.50
24T2306	*3000W x 1200D x 740H	£533.75
24T2307	*3200W x 1200D x 740H	£580.50
24T2308	*3400W x 1200D x 740H	£632.25
24T2309	*3600W x 1200D x 740H	£680.00
24T2310	*3800W x 1200D x 740H	£818.75
24T2311	*4000W x 1200D x 740H	£878.75

- *Tables come in 2 pieces, grain may not match up
- Plan and design service available
- *Handles not available in Bronze or Anthracite
- *NEW Dijon Walnut available from September 2024



Top colours:



10 Rectangular I Frame Tables

The Georgian range of conference tables come with 25mm tops, 2mm edging, a modesty panel and height levelling feet. The wood finishes are resistant to heat, staining and scratching.

CODE	SIZE IN MM	PRICE
24T2312	2000W x 1200D x 740H	£334.95
24T2313	2400W x 1200D x 740H	£396.75
24T2314	2600W x 1200D x 740H	£463.75
24T2315	*2800W x 1200D x 740H	£498.50
24T2316	*3000W x 1200D x 740H	£533.75
24T2317	*3200W x 1200D x 740H	£580.50
24T2318	*3400W x 1200D x 740H	£632.25
24T2319	*3600W x 1200D x 740H	£680.00
24T2320	*3800W x 1200D x 740H	£710.95
24T2321	*4000W x 1200D x 740H	£743.25


- *Tables come in 2 pieces, grain may not match up
- Plan and design service available
- *Handles not available in Bronze or Anthracite
- *NEW Dijon Walnut available from September 2024



Top colours:



Frame colours:



10 Rectangular Florence Frame Tables

The Georgian range of conference tables come with 25mm tops, 2mm edging and height levelling feet. The stylish angled leg frame is a robust steel design and the wood finishes are resistant to heat, staining and scratching.

CODE	SIZE IN MM	PRICE
24T2322	2000W x 1200D x 740H	£663.75
24T2323	2400W x 1200D x 740H	£826.95
24T2324	2600W x 1200D x 740H	£1006.75
24T2325	*2800W x 1200D x 740H	£1099.50
24T2326	*3000W x 1200D x 740H	£1190.95
24T2327	*3200W x 1200D x 740H	£1318.50
24T2328	*3400W x 1200D x 740H	£1453.95
24T2329	*3600W x 1200D x 740H	£1584.50
24T2330	*3800W x 1200D x 740H	£1951.00
24T2331	*4000W x 1200D x 740H	£2109.95


- *Tables come in 2 pieces, grain may not match up. All 2 piece tables will be supplied with 2 tops and the leg frame with an additional central support leg
- Plan and design service available
- *Handles not available in Bronze or Anthracite
- *NEW Dijon Walnut available from September 2024



Top colours:



Frame colours:



10 D End Arrowhead Base Tables



The Georgian range of conference tables come with 25mm tops, 2mm edging and height levelling feet. The wood finishes are resistant to heat, staining and scratching.

CODE	SIZE IN MM	PRICE
24T2332	2000W x 1200D x 740H	£396.25
24T2333	2400W x 1200D x 740H	£457.50
24T2334	2600W x 1200D x 740H	£524.25
24T2335	*2800W x 1200D x 740H	£620.75
24T2336	*3000W x 1200D x 740H	£654.75
24T2337	*3200W x 1200D x 740H	£702.25
24T2338	*3400W x 1200D x 740H	£753.25
24T2339	*3600W x 1200D x 740H	£802.50
24T2340	*3800W x 1200D x 740H	£940.50
24T2341	*4000W x 1200D x 740H	£999.95

- *Tables come in 2 pieces, grain may not match up
- Plan and design service available
- *NEW Dijon Walnut available from September 2024

Top colours:



10 D End Panel End Tables



The Georgian range of conference tables come with 25mm tops, 2mm edging, a modesty panel and height levelling feet. The wood finishes are resistant to heat, staining and scratching.

CODE	SIZE IN MM	PRICE
24T2342	2000W x 1200D x 740H	£396.25
24T2343	2400W x 1200D x 740H	£457.50
24T2344	2600W x 1200D x 740H	£524.25
24T2345	*2800W x 1200D x 740H	£620.75
24T2346	*3000W x 1200D x 740H	£654.75
24T2347	*3200W x 1200D x 740H	£702.25
24T2348	*3400W x 1200D x 740H	£753.25
24T2349	*3600W x 1200D x 740H	£802.50
24T2350	*3800W x 1200D x 740H	£940.50
24T2351	*4000W x 1200D x 740H	£999.95

- *Tables come in 2 pieces, grain may not match up
- Plan and design service available
- *NEW Dijon Walnut available from September 2024



Top colours:



10 D End I Frame Tables

The Georgian range of conference tables come with 25mm tops, 2mm edging, a modesty panel and height levelling feet. The wood finishes are resistant to heat, staining and scratching.

CODE	SIZE IN MM	PRICE
24T2352	2000W x 1200D x 740H	£396.25
24T2353	2400W x 1200D x 740H	£457.50
24T2354	2600W x 1200D x 740H	£524.25
24T2355	*2800W x 1200D x 740H	£620.75
24T2356	*3000W x 1200D x 740H	£654.75
24T2357	*3200W x 1200D x 740H	£702.25
24T2358	*3400W x 1200D x 740H	£753.25
24T2359	*3600W x 1200D x 740H	£802.50
24T2360	*3800W x 1200D x 740H	£832.75
24T2361	*4000W x 1200D x 740H	£864.95


- *Tables come in 2 pieces, grain may not match up
- Plan and design service available
- *Handles not available in Bronze or Anthracite
- *NEW Dijon Walnut available from September 2024



Top colours:



Frame colours:



10 D End Florence Frame Tables

The Georgian range of conference tables come with 25mm tops, 2mm edging and height levelling feet. The stylish angled leg frame is a robust steel design and the wood finishes are resistant to heat, staining and scratching.

CODE	SIZE IN MM	PRICE
24T2362	2000W x 1200D x 740H	£724.75
24T2363	2400W x 1200D x 740H	£887.50
24T2364	2600W x 1200D x 740H	£1067.50
24T2365	*2800W x 1200D x 740H	£1220.75
24T2366	*3000W x 1200D x 740H	£1312.00
24T2367	*3200W x 1200D x 740H	£1440.25
24T2368	*3400W x 1200D x 740H	£1575.25
24T2369	*3600W x 1200D x 740H	£1706.25
24T2370	*3800W x 1200D x 740H	£2072.25
24T2371	*4000W x 1200D x 740H	£2231.25


- *Tables come in 2 pieces, grain may not match up. All 2 piece tables will be supplied with 2 tops and the leg frame with an additional central support leg
- Plan and design service available
- *Handles not available in Bronze or Anthracite
- *NEW Dijon Walnut available from September 2024



Top colours:



Frame colours:



10 Oval Arrowhead Base Tables



The Georgian range of conference tables come with 25mm tops, 2mm edging and height levelling feet. The wood finishes are resistant to heat, staining and scratching.

CODE	SIZE IN MM	PRICE
24T2372	2000W x 1200D x 740H	£396.25
24T2373	2400W x 1200D x 740H	£457.50
24T2374	2600W x 1200D x 740H	£524.25
24T2375	*2800W x 1200D x 740H	£620.75
24T2376	*3000W x 1200D x 740H	£654.75
24T2377	*3200W x 1200D x 740H	£702.25
24T2378	*3400W x 1200D x 740H	£753.25
24T2379	*3600W x 1200D x 740H	£802.50
24T2380	*3800W x 1200D x 740H	£940.50
24T2381	*4000W x 1200D x 740H	£999.95

- *Tables come in 2 pieces, grain may not match up
- Plan and design service available
- *NEW Dijon Walnut available from September 2024

Top colours:



10 Oval Panel End Tables



The Georgian range of conference tables come with 25mm tops, 2mm edging, a modesty panel and height levelling feet. The wood finishes are resistant to heat, staining and scratching.

CODE	SIZE IN MM	PRICE
24T2382	2000W x 1200D x 740H	£396.25
24T2383	2400W x 1200D x 740H	£457.50
24T2384	2600W x 1200D x 740H	£524.25
24T2385	*2800W x 1200D x 740H	£620.75
24T2386	*3000W x 1200D x 740H	£654.75
24T2387	*3200W x 1200D x 740H	£702.25
24T2388	*3400W x 1200D x 740H	£753.25
24T2389	*3600W x 1200D x 740H	£802.50
24T2390	*3800W x 1200D x 740H	£940.50
24T2391	*4000W x 1200D x 740H	£999.95

- *Tables come in 2 pieces, grain may not match up
- Plan and design service available
- *NEW Dijon Walnut available from September 2024

Top colours:



10 Oval I Frame Tables

The Georgian range of conference tables come with 25mm tops, 2mm edging, a modesty panel and height levelling feet. The wood finishes are resistant to heat, staining and scratching.


CODE	SIZE IN MM	PRICE
24T2392	2000W x 1200D x 740H	£396.25
24T2393	2400W x 1200D x 740H	£457.50
24T2394	2600W x 1200D x 740H	£524.25
24T2395	*2800W x 1200D x 740H	£620.75
24T2396	*3000W x 1200D x 740H	£654.75
24T2397	*3200W x 1200D x 740H	£702.25
24T2398	*3400W x 1200D x 740H	£753.25
24T2399	*3600W x 1200D x 740H	£802.50
24T2400	*3800W x 1200D x 740H	£832.75
24T2401	*4000W x 1200D x 740H	£864.95

- *Tables come in 2 pieces, grain may not match up
- Plan and design service available
- *Handles not available in Bronze or Anthracite
- *NEW Dijon Walnut available from September 2024

Top colours:



Frame colours:



10 Oval Florence Frame Tables

The Georgian range of conference tables come with 25mm tops, 2mm edging and height levelling feet. The stylish angled leg frame is a robust steel design and the wood finishes are resistant to heat, staining and scratching.


CODE	SIZE IN MM	PRICE
24T2402	2000W x 1200D x 740H	£724.75
24T2403	2400W x 1200D x 740H	£887.50
24T2404	2600W x 1200D x 740H	£1067.50
24T2405	*2800W x 1200D x 740H	£1220.75
24T2406	*3000W x 1200D x 740H	£1312.00
24T2407	*3200W x 1200D x 740H	£1440.25
24T2408	*3400W x 1200D x 740H	£1575.25
24T2409	*3600W x 1200D x 740H	£1706.25
24T2410	*3800W x 1200D x 740H	£2072.25
24T2411	*4000W x 1200D x 740H	£2231.25

- *Tables come in 2 pieces, grain may not match up. All 2 piece tables will be supplied with 2 tops and the leg frame with an additional central support leg
- Plan and design service available
- *Handles not available in Bronze or Anthracite
- *NEW Dijon Walnut available from September 2024

Top colours:



Frame colours:



10 Boat Arrowhead Base Tables



The Georgian range of conference tables come with 25mm tops, 2mm edging and height levelling feet. The wood finishes are resistant to heat, staining and scratching.

CODE	SIZE IN MM	PRICE
24T2412	2000W x 1200D x 740H	£396.25
24T2413	2400W x 1200D x 740H	£457.50
24T2414	2600W x 1200D x 740H	£524.25
24T2415	*2800W x 1200D x 740H	£620.75
24T2416	*3000W x 1200D x 740H	£654.75
24T2417	*3200W x 1200D x 740H	£702.25
24T2418	*3400W x 1200D x 740H	£753.25
24T2419	*3600W x 1200D x 740H	£802.50
24T2420	*3800W x 1200D x 740H	£940.50
24T2421	*4000W x 1200D x 740H	£999.95

- *Tables come in 2 pieces, grain may not match up
- Plan and design service available
- *NEW Dijon Walnut available from September 2024

Top colours:



10 Boat Panel End Tables



The Georgian range of conference tables come with 25mm tops, 2mm edging, a modesty panel and height levelling feet. The wood finishes are resistant to heat, staining and scratching.

CODE	SIZE IN MM	PRICE
24T2422	2000W x 1200D x 740H	£396.25
24T2423	2400W x 1200D x 740H	£457.50
24T2424	2600W x 1200D x 740H	£524.25
24T2425	*2800W x 1200D x 740H	£620.75
24T2426	*3000W x 1200D x 740H	£654.75
24T2427	*3200W x 1200D x 740H	£702.25
24T2428	*3400W x 1200D x 740H	£753.25
24T2429	*3600W x 1200D x 740H	£802.50
24T2430	*3800W x 1200D x 740H	£940.50
24T2431	*4000W x 1200D x 740H	£999.95

- *Tables come in 2 pieces, grain may not match up
- Plan and design service available
- *NEW Dijon Walnut available from September 2024

Top colours:



10 Boat I Frame Tables

The Giorgian range of conference tables come with 25mm tops, 2mm edging, a modesty panel and height levelling feet. The wood finishes are resistant to heat, staining and scratching.

CODE	SIZE IN MM	PRICE
24T2432	2000W x 1200D x 740H	£396.25
24T2433	2400W x 1200D x 740H	£457.50
24T2434	2600W x 1200D x 740H	£524.25
24T2435	*2800W x 1200D x 740H	£620.75
24T2436	*3000W x 1200D x 740H	£654.75
24T2437	*3200W x 1200D x 740H	£702.25
24T2438	*3400W x 1200D x 740H	£753.25
24T2439	*3600W x 1200D x 740H	£802.50
24T2440	*3800W x 1200D x 740H	£832.75
24T2441	*4000W x 1200D x 740H	£864.95


- *Tables come in 2 pieces, grain may not match up
- Plan and design service available
- *Handles not available in Bronze or Anthracite
- *NEW Dijon Walnut available from September 2024



Top colours:



Frame colours:



10 Boat Florence Frame Tables

The Giorgian range of conference tables come with 25mm tops, 2mm edging and height levelling feet. The stylish angled leg frame is a robust steel design and the wood finishes are resistant to heat, staining and scratching.

CODE	SIZE IN MM	PRICE
24T2442	2000W x 1200D x 740H	£724.75
24T2443	2400W x 1200D x 740H	£887.50
24T2444	2600W x 1200D x 740H	£1067.50
24T2445	*2800W x 1200D x 740H	£1220.75
24T2446	*3000W x 1200D x 740H	£1312.00
24T2447	*3200W x 1200D x 740H	£1440.25
24T2448	*3400W x 1200D x 740H	£1575.25
24T2449	*3600W x 1200D x 740H	£1706.25
24T2450	*3800W x 1200D x 740H	£2072.25
24T2451	*4000W x 1200D x 740H	£2231.25


- *Tables come in 2 pieces, grain may not match up. All 2 piece tables will be supplied with 2 tops and the leg frame with an additional central support leg
- Plan and design service available
- *Handles not available in Bronze or Anthracite
- *NEW Dijon Walnut available from September 2024



Top colours:



Frame colours:




10 Georgian Fully Welded Tables



Top colours:



Frame colours:



These Georgian tables come with an 18mm top, 2mm edging and a 25mm square fully welded frame with adjustable feet. The 600 deep option comes in three shapes which can be reconfigured into various versatile layouts to suit the available space.

CODE	DESCRIPTION	SIZE IN MM	PRICE
24T2452	Rectangular	800W x 600D x 740H	£102.95
24T2453	Rectangular	1000W x 600D x 740H	£116.25
24T2454	Rectangular	1200W x 600D x 740H	£120.50
24T2455	Rectangular	1400W x 600D x 740H	£126.95
24T2456	Rectangular	1600W x 600D x 740H	£129.95
24T2457	Rectangular	1800W x 600D x 740H	£144.50
24T2458	* Semi Circular	1200W x 600D x 740H	£183.75
24T2459	Rectangular	800W x 800D x 740H	£107.95
24T2460	Rectangular	1000W x 800D x 740H	£121.25
24T2461	Rectangular	1200W x 800D x 740H	£126.95
24T2462	Rectangular	1400W x 800D x 740H	£130.75
24T2463	Rectangular	1600W x 800D x 740H	£133.75
24T2464	Rectangular	1800W x 800D x 740H	£150.75
24T2465	* Trapezoidal	1200W x 693D x 740H	£183.75
24T2466	* Trapezoidal	1600W x 800D x 740H	£204.50
24T2467	* Semi Circular	1600W x 800D x 740H	£207.75

- * These tables have narrow frames and may not be suitable with your existing chairs. Please check in advance
- Plan and design service available
- *Handles not available in Bronze or Anthracite
- *NEW Dijon Walnut available from September 2024


10 Georgian Flip Top Tables



Top colours:



Frame colours:



The Georgian flip top tables come with a 25mm top which flips over to one side for easy storage. The frame comes with lockable castors and a strengthening bar.

CODE	DESCRIPTION	SIZE IN MM	PRICE
24T2468	Rectangular	800W x 700D x 740H	£273.75
24T2469	Rectangular	1000W x 700D x 740H	£281.95
24T2470	Rectangular	1200W x 700D x 740H	£290.95
24T2471	Rectangular	1400W x 700D x 740H	£304.75
24T2472	Rectangular	1600W x 700D x 740H	£315.50
24T2473	Rectangular	1800W x 700D x 740H	£324.25
24T2474	Rectangular	800W x 800D x 740H	£288.95
24T2475	Rectangular	1000W x 800D x 740H	£297.75
24T2476	Rectangular	1200W x 800D x 740H	£308.50
24T2477	Rectangular	1400W x 800D x 740H	£320.50
24T2478	Rectangular	1600W x 800D x 740H	£331.25
24T2479	Rectangular	1800W x 800D x 740H	£343.25
24T2480	Trapezoidal	1600W x 800D x 740H	£395.50
24T2481	Semi Circular	1600W x 800D x 740H	£395.50
24T2482	Semi Circular	1800W x 800D x 740H	£406.95

- Plan and design service available
- *Handles not available in Bronze or Anthracite
- *NEW Dijon Walnut available from September 2024

10 Georgian Circular Tables

The Georgian circular tables come with a 25mm thick top, a cruciform base and are available in a choice of colours.

CODE	DESCRIPTION	SIZE IN MM	PRICE
24T2483	Cruciform Base	800D x 740H	£222.25
24T2484	Cruciform Base	900D x 740H	£231.50
24T2485	Cruciform Base	1000D x 740H	£250.50
24T2486	Cruciform Base	1200D x 740H	£278.95
24T2487	Cruciform Base	1600D x 740H	£450.50

- Plan and design service available
- *Handles not available in Bronze or Anthracite
- *NEW Dijon Walnut available from September 2024




10 Georgian Circular Tables

The Georgian circular tables come with a 25mm thick top, 80mm tubular legs and are available in a choice of colours.

CODE	DESCRIPTION	SIZE IN MM	PRICE
24T2488	Tubular Leg	800D x 740H	£179.25
24T2489	Tubular Leg	900D x 740H	£182.95
24T2490	Tubular Leg	1000D x 740H	£192.50
24T2491	Tubular Leg	1200D x 740H	£215.25
24T2492	Tubular Leg	1600D x 740H	£307.95

- Plan and design service available
- *Handles not available in Bronze or Anthracite
- *NEW Dijon Walnut available from September 2024




10 Georgian Circular Tables

The Georgian circular tables come with a 25mm thick top, a central trumpet base and are available in a choice of colours.

CODE	DESCRIPTION	SIZE IN MM	PRICE
24T2493	Trumpet Base	800D x 740H	£283.25
24T2494	Trumpet Base	1000D x 740H	£302.25
24T2495	Trumpet Base	1200D x 740H	£326.25
24T2496	Trumpet Base	1400D x 740H	£365.25

- Plan and design service available
- *Handles not available in Bronze or Anthracite
- *NEW Dijon Walnut available from September 2024



10 Fully Welded Coffee Tables



The Georgian fully welded coffee tables come with a 25mm thick top and a square leg frame.

CODE	DESCRIPTION	SIZE IN MM	PRICE
24T2497	Rectangular	800W x 600D x 400H	£97.25
24T2498	Square	800W x 800D x 400H	£100.50

The Georgian fully welded coffee tables come with a 25mm thick top and a 40mm round tube frame.


CODE	DESCRIPTION	SIZE IN MM	PRICE
24T2499	Circular	800D x 400H	£215.75

- Plan and design service available
- • *Handles not available in Bronze or Anthracite
- *NEW Dijon Walnut available from September 2024

Top colours:



Frame colours:



10 Panel Framed Coffee Tables



The Georgian panel framed coffee tables come with a 25mm thick top and a panel end or cruciform base.

CODE	DESCRIPTION	SIZE IN MM	PRICE
24T2500	Square	600W x 600D x 400H	£138.95
24T2501	Square	700W x 700D x 400H	£147.75
24T2502	Square	800W x 800D x 400H	£158.50
24T2503	Rectangular	800W x 600D x 400H	£147.75
24T2504	Rectangular	900W x 500D x 400H	£147.75
24T2505	Rectangular	1200W x 600D x 400H	£177.95

24T2506	Circular	600D x 400H	£163.50
24T2507	Circular	700D x 400H	£172.95
24T2508	Circular	800D x 400H	£182.50

- Plan and design service available
- *NEW Dijon Walnut available from September 2024

Top colours:



10 Tubular Leg Coffee Tables



The Georgian tubular leg coffee tables come with a 25mm top and 60mm tubular legs.

CODE	DESCRIPTION	SIZE IN MM	PRICE
24T2509	Square	600W x 600D x 400H	£138.95
24T2510	Square	700W x 700D x 400H	£147.75
24T2511	Square	800W x 800D x 400H	£158.50

24T2512	Rectangular	800W x 600D x 400H	£147.75
24T2513	Rectangular	900W x 500D x 400H	£147.75
24T2514	Rectangular	1200W x 600D x 400H	£170.95


24T2515	Circular	600D x 400H	£163.50
24T2516	Circular	700D x 400H	£172.95
24T2517	Circular	800D x 400H	£182.50

- Plan and design service available
- *Handles not available in Bronze or Anthracite
- *NEW Dijon Walnut available from September 2024

Top colours:



Frame colours:





STEEL STORAGE

Classline Pedestals	192
Classline Filing	192
Classline Cupboards	194
Classline Tambours	195
Specialist Cabinets	196
Ariv Tambours	198
Navert Tambours	199
Kontrax Storage	202
Kontrax Lockers	204
Kontrax Cupboards	206
Kontrax Tambours	207

10 Classline Value Pedestals



The Classline value pedestals come with a choice of a square or curved front. All options come with 3 drawers, one of which can be used for filing, and a pen tray included in the top drawer.

CODE	DESCRIPTION	SIZE IN MM	PRICE
24P2518	Square Narrow 3 Drawers: 2 x Personal, 1 x Filing	300W x 500D x 600H	£117.25
24P2519	Square 3 Drawers: 2 x Personal, 1 x Filing	400W x 500D x 600H	£123.00

- Personal drawers have a capacity of 20kg
- Filing drawers have a capacity of 40kg

Colour options:



10 Classline Mobile Pedestals



The Classline premium steel mobile pedestals are lockable and come with a pen tray included. They are supplied fully assembled with the castors fitted and a fifth support wheel at the front.

CODE	DESCRIPTION	SIZE IN MM	PRICE
24P2520	3 Drawer Pedestal - Narrow	300W x 520D x 600H	£149.50
24P2521	3 Drawer Pedestal - Standard	400W x 520D x 600H	£149.50

- Suspension files hook from left to right in the bottom filing drawer

Colour options:



10 Classline Lateral Filing Cabinets



The Classline lateral filing cabinets are available in 3 options and are all lockable.

CODE	DESCRIPTION	SIZE IN MM	PRICE
24F2522	3 Drawer	914W x 463D x 1015H	£345.25
24F2523	4 Drawer	914W x 463D x 1320H	£456.95

Colour options:



5 Classline Value Filing Cabinets

The Classline value filing cabinets are lockable, come with full width drawer handles and are available in the two colour options as shown below.

CODE	DESCRIPTION	SIZE IN MM	PRICE
24F2524	2 Drawer	475W x 620D x 720H	£105.25
24F2525	3 Drawer	475W x 620D x 1020H	£131.50
24F2526	4 Drawer	475W x 620D x 1320H	£147.75



Colour options:



10 Classline Filing Cabinets

The Classline heavy duty lockable filing cabinets come with ball bearing drawer slides, full width drawer handles and label holders.

CODE	DESCRIPTION	SIZE IN MM	PRICE
24F2527	2 Drawer	470W x 620D x 710H	£116.95
24F2528	3 Drawer	470W x 620D x 1015H	£142.75
24F2529	4 Drawer	470W x 620D x 1320H	£160.95
24F2530	5 Drawer	470W x 620D x 1625H	£257.50

• 5 drawer cabinet comes in Light Grey only

CODE	DESCRIPTION	SIZE IN MM	PRICE
24F2531	2 Drawer Premium	470W x 620D x 710H	£118.75
24F2532	3 Drawer Premium	470W x 620D x 1015H	£145.95
24F2533	4 Drawer Premium	470W x 620D x 1320H	£169.25

Colour option:



Premium colour:



10 Classline Security Filing Cabinets

The Classline heavy duty 4 Drawer lockable filing cabinet comes with a security bar fitted at the time of manufacture.

CODE	DESCRIPTION	SIZE IN MM	PRICE
24F2534	4 Drawer	470W x 620D x 1320H	£229.75



Colour:



5 Classline Value Cupboards



The Classline Value 2 Door cupboards come with adjustable shelves and are lockable.

CODE	DESCRIPTION	SIZE IN MM	PRICE
24CP2535	4 Shelves	600W x 450D x 1850H	£152.95
24CP2536	1 Shelf	900W x 450D x 900H	£120.75
24CP2537	4 Shelves	900W x 450D x 1850H	£168.95
24ACC2538	Additional Shelf	895W x 408D	£14.50

• Additional shelf fits 900W options only

Colour:



Light Grey

5 Classline Value Janitor Cupboard



The Classline Janitor cupboard comes with a central division with 4 adjustable shelves to the left hand side and a single shelf and rail to the right.

CODE	DESCRIPTION	SIZE IN MM	PRICE
24CP2539	4 Shelves	900W x 500D x 1850H	£200.25

Colour:



Light Grey

10 Classline Janitor Cupboard



The Classline Janitor cupboard comes with 4 shelves to the left hand side and a space for mops, buckets and brooms on the right hand side.

CODE	DESCRIPTION	SIZE IN MM	PRICE
24CP2540	Multi-compartment	914W x 463D x 1830H	£247.25

Colour:



Blue/Grey

10 Classline 2 Door Cupboards

The Classline heavy duty 2 door lockable cupboards have a 3-point locking mechanism for added security and are supplied complete with shelves.

CODE	DESCRIPTION	SIZE IN MM	PRICE
24CP2541	2 Shelves	914W x 463D x 1015H	£141.25
24CP2542	3 Shelves	914W x 463D x 1830H	£180.25
24CP2543	4 Shelves	914W x 463D x 2000H	£216.50
24CP2544	Additional Shelf		£13.25
24CP2545	Universal File Frame (A4)		£21.25
24CP2546	Pull Out File Frame (Foolscap)		£53.75

• 1830H Cupboard not available in Brown/Beige

Colour option:



Light Grey

Premium colour:



White



10 Classline 2 Door Cupboards

The Classline heavy duty 2 door lockable cupboards have a 3-point locking mechanism for added security and are supplied complete with shelves.

CODE	DESCRIPTION	SIZE IN MM	PRICE
24CP2547	2 Shelves	914W x 463D x 1015H	£143.50
24CP2548	3 Shelves	914W x 463D x 1830H	£184.25

Premium colours:



Blue



Black



White



10 Classline Tambour Cupboards

The Classline heavy duty side opening tambour cupboards are supplied empty with additional shelves and filing frames also available.

CODE	DESCRIPTION	SIZE IN MM	PRICE
24TC2549	Supplied Empty	1000W x 463D x 1015H	£306.25
24TC2550	Supplied Empty	1000W x 463D x 2000H	£406.75
24ACC2551	Additional Shelf		£16.50

Colour:



Light Grey



1 Hazardous Cabinets



COSHH Regulations demand the safe storage of hazardous items. These cabinets isolate flammable materials and vapours from potential sources of ignition and clearly identify hazardous products in case of a fire. These specialist Hazardous cabinets come with a Silver carcass and easily identifiable Yellow doors. They have a robust, durable construction, reinforced doors and a removeable 75mm sump base tray.

CODE	DESCRIPTION	SHELVES	SIZE IN MM	PRICE
24CP2552	Small Cabinet	2	460W x 460D x 890H	£189.50
24CP2553	Low Cabinet	1	915W x 460D x 1015H	£330.25
24CP2554	Standard Cabinet	3	915W x 460D x 1780H	£405.25
24CP2555	8 Compartment Cabinet	6	915W x 460D x 1780H	£501.25

- All units comply with HFL/LPG Reg 1972 Sec 5. HSE The Storage of Flammable Containers HS(G)51
- Single door cupboards come with a cam lock and 2 keys
- Double door cupboards have a 2 point locking system with a cam lock and 2 keys

1 Toxic Cabinets



COSHH Regulations demand the safe storage of hazardous items. These cabinets will allow Toxic materials to be clearly identified, handled and stored correctly. The Toxic cabinets come with a Silver carcass and easily identifiable Red doors. They have a robust, durable construction and a removeable 75mm sealed sump base tray.

CODE	DESCRIPTION	SHELVES	SIZE IN MM	PRICE
24CP2556	Small Cabinet	2	460W x 460D x 890H	£189.50
24CP2557	Low Cabinet	1	915W x 460D x 1015H	£330.25
24CP2558	Standard Cabinet	3	915W x 460D x 1780H	£405.25
24CP2559	8 Compartment Cabinet	6	915W x 460D x 1780H	£501.25

- All units have High visibility 270 degree labelling complying to BS5609
- Single door cupboards come with a cam lock and 2 keys
- Double door cupboards have a 2 point locking system with a cam lock and 2 keys

1 PPE Cabinets



Personal Protection Equipment (PPE) is mandatory in many working environments. Controlling and storing your safety equipment will be more effective in a specially designed PPE cabinet. These cabinets have a strong, robust construction, reinforced doors and high visibility 270 degree labelling. The PPE Cabinets come with Blue doors and a Silver carcass.

CODE	DESCRIPTION	SHELVES	SIZE IN MM	PRICE
24CP2560	Small Cabinet	2	460W x 460D x 890H	£130.00
24CP2561	Low Cabinet	1	915W x 460D x 1015H	£252.75
24CP2562	Standard Cabinet	3	915W x 460D x 1780H	£327.50
24CP2563	Cupboard/ Wardrobe	4 + Rail	915W x 460D x 1780H	£400.95
24CP2564	Slim Standard Cabinet	3	610W x 460D x 1780H	£250.75

- Single door cupboards come with a cam lock and 2 keys
- Double door cupboards have a 2 point locking system with a cam lock and 2 keys

1 General Cabinets

To satisfy your particular hazard or warning we offer a range of cabinets which meet high standards of storage safety and come with labelling for you to personalise. The COSHH General cabinets come in Silver. They have a robust, durable construction and a removeable 75mm sealed sump base tray.

CODE	DESCRIPTION	SHELVES	SIZE IN MM	PRICE
24CP2565	Small Cabinet	2	460W x 460D x 890H	£189.50
24CP2566	Low Cabinet	1	915W x 460D x 1015H	£330.25
24CP2567	Standard Cabinet	3	915W x 460D x 1780H	£405.25
24CP2568	8 Compartment Cabinet	6	915W x 460D x 1780H	£501.25

- All units have High visibility 270 degree labelling complying to BS5609
- Single door cupboards come with a cam lock and 2 keys
- Double door cupboards have a 2 point locking system with a cam lock and 2 keys



1 Acid Cabinets

The storage of caustic materials needs to be controlled: these cabinets will allow for the safe storage of acids and alkalis in a range of highly visible cabinets. They come in White and have a durable epoxy polyester surface coating which is resistant to most acids and alkalis. They have a robust, durable construction and a removeable 75mm sealed sump base tray.

CODE	DESCRIPTION	SHELVES	SIZE IN MM	PRICE
24CP2569	Small Cabinet	2	460W x 460D x 890H	£189.50
24CP2570	Low Cabinet	1	915W x 460D x 1015H	£330.25
24CP2571	Standard Cabinet	3	915W x 460D x 1780H	£405.25
24CP2572	8 Compartment Cabinet	6	915W x 460D x 1780H	£501.25

- All units have High visibility 270 degree labelling complying to BS5609
- Single door cupboards come with a cam lock and 2 keys
- Double door cupboards have a 2 point locking system with a cam lock and 2 keys



1 Medical Cabinets

Under the Health & Safety Regulations 1981, workplaces must have first aid provision. Ideal for school medical facilities, these cabinets allow you to store a wide range of medical equipment in a highly visible and secure way. They have a robust, durable construction and come in White.

CODE	DESCRIPTION	SHELVES	SIZE IN MM	PRICE
24CP2573	Small Cabinet	2	460W x 460D x 890H	£181.95
24CP2574	Low Cabinet	1	915W x 460D x 1015H	£247.75
24CP2575	Standard Cabinet	3	915W x 460D x 1780H	£327.50
24CP2576	8 Compartment Cabinet	4 + Rail	915W x 460D x 1780H	£400.95
24CP2577	Slim Standard Cabinet	3	610W x 460D x 1780H	£250.75
24CP2578	Personal Cabinet	1 + Hook	460W x 460D x 1780	£135.50

- Single door cupboards come with a cam lock and 2 keys
- Double door cupboards have a 2 point locking system with a cam lock and 2 keys



5 Ariv Monobloc Tambour Units




These Ariv monobloc side opening tambour cupboards are a one piece metal construction supplied with adjustable shelves and height adjustable feet. The units are lockable and come with 2 keys as standard. Some options come with an upper rail for lateral filing as shown in the description.

CODE	DESCRIPTION	SIZE IN MM	PRICE
24TC2579	*1 Shelf + Rail	800W x 430D x 710H	£245.50
24TC2580	*1 Shelf	800W x 430D x 721H	£298.75
24TC2581	*2 Shelves + Rail	800W x 430D x 1050H	£280.00
24TC2582	*4 Shelves + Rail	800W x 430D x 1980H	£385.75
24TC2583	*1 Shelf + Rail	1000W x 430D x 710H	£278.75
24TC2584	*1 Shelf	1000W x 430D x 721H	£308.75
24TC2585	2 Shelves + Rail	1000W x 430D x 1050H	£271.50
24TC2586	*2 Shelves + Rail	1000W x 430D x 1183H	£317.25
24TC2587	*2 Shelves + Rail	1000W x 430D x 1350H	£517.25
24TC2588	4 Shelves + Rail	1000W x 430D x 1980H	£350.00
24TC2589	*Archive Unit	1200W x 430D x 426H	£361.25
24TC2590	*1 Shelf + Rail	1200W x 430D x 710H	£278.75
24TC2591	*1 Shelf	1200W x 430D x 721H	£308.75
24TC2592	2 Shelves + Rail	1200W x 430D x 1050H	£260.00
24TC2593	*2 Shelves + Rail	1200W x 430D x 1183H	£317.25
24TC2594	*2 Shelves + Rail	1200W x 430D x 1350H	£527.50
24TC2595	*3 Shelves + Rail	1200W x 430D x 1600H	£565.50
24TC2596	4 Shelves + Rail	1200W x 430D x 1980H	£352.95

- Items marked * are an on request product
- Shutters in M1 Fireproof PVC
- Lock with interchangeable cylinder & 2 keys
- Shelves rest on metal pegs, adjustable in steps of 20mm

Colour options:



5 Ariv Tambour Accessories



Melamine Top



Additional File Shelf



Pull Out Filing Cradle



Vertical Divider



Telescopic Shelf



16-Compartment Sorter Shelf



Cross Bars & Retainer Clip

These accessories are suitable for the Ariv tambours only.


CODE	DESCRIPTION	PRICE
24ACC2597	Melamine Top 800W	£47.75
24ACC2598	Melamine Top 1000W	£57.95
24ACC2599	Melamine Top 1200W	£67.75
24ACC2600	*Additional Shelf 800W	£24.75
24ACC2601	Additional Shelf 1000W	£28.25
24ACC2602	Additional Shelf 1200W	£28.25
24ACC2603	Vertical Dividers set of 2 in Graphite	£69.25
24ACC2604	*Pull Out Filing Cradle A4 800W in Graphite	£129.50
24ACC2605	Pull Out Filing Cradle A4 1000W in Graphite	£97.25
24ACC2606	Pull Out Filing Cradle A4 1200W in Graphite	£97.25
24ACC2607	△ Cross Bars & Retainer Clip for A4/Foolscap Filing	£38.75
24ACC2608	Telescopic Shelf 1200W in Graphite	£159.75
24ACC2609	16 Compartment Sorter Shelf 1200W in Graphite	£431.75

- Items marked * are an on request product



There is a £45
delivery charge
on these products

Shelf options:



Melamine top options:



5 Ariv 2 Colour Tambour Units

These Ariv 2 colour side opening tambour cupboards are a one piece metal construction supplied with adjustable shelves and height adjustable feet. The units are lockable and come with 2 keys as standard. Some options come with an upper rail for lateral filing as shown in the description.

CODE	DESCRIPTION	SIZE IN MM	PRICE
24TC2610	*1 Shelf + Rail	800W x 430D x 710H	£270.00
24TC2611	*1 Shelf	800W x 430D x 721H	£317.25
24TC2612	*2 Shelves + Rail	800W x 430D x 1050H	£292.95
24TC2613	*4 Shelves + Rail	800W x 430D x 1980H	£405.75
24TC2614	*1 Shelf + Rail	1000W x 430D x 710H	£300.00
24TC2615	*1 Shelf	1000W x 430D x 721H	£330.00
24TC2616	2 Shelves + Rail	1000W x 430D x 1050H	£280.00
24TC2617	*2 Shelves + Rail	1000W x 430D x 1183H	£508.25
24TC2618	*2 Shelves + Rail	1000W x 430D x 1350H	£542.50
24TC2619	4 Shelves + Rail	1000W x 430D x 1980H	£371.50
24TC2620	*Archive Unit	1200W x 430D x 426H	£380.50
24TC2621	*1 Shelf + Rail	1200W x 430D x 710H	£300.00
24TC2622	*1 Shelf	1200W x 430D x 721H	£330.00
24TC2623	2 Shelves + Rail	1200W x 430D x 1050H	£271.50
24TC2624	*2 Shelves + Rail	1200W x 430D x 1183H	£345.75
24TC2625	*2 Shelves + Rail	1200W x 430D x 1350H	£551.25
24TC2626	*3 Shelves + Rail	1200W x 430D x 1600H	£590.75
24TC2627	4 Shelves + Rail	1200W x 430D x 1980H	£371.50

- Items marked * are an on request product
- For accessories see page 198
- Shutters in M1 Fireproof PVC



Option with White carcass:



Light Oak

Options with Graphite carcass:



Light Oak*

White*

Maple*

Options with Aluminium carcass:



Light Oak

White

Maple

Aluminium

 There is a £45 delivery charge on these products

5 Navert Monobloc Tambour Units




These Navert monobloc side opening tambour cupboards are a one piece metal construction supplied with adjustable shelves and height adjustable feet. The units are lockable and come with 2 keys as standard. Some options come with an upper rail for lateral filing as shown in the description.

CODE	DESCRIPTION	SIZE IN MM	PRICE
24TC2628	2 Shelves + Rail	1000W x 430D x 1000H	£294.50
24TC2629	4 Shelves + Rail	1000W x 430D x 1980H	£382.95
24TC2630	2 Shelves + Rail	1200W x 430D x 1000H	£294.50
24TC2631	4 Shelves + Rail	1200W x 430D x 1980H	£382.95

- Shutters in M1 Fireproof PVC
- Lock with interchangeable cylinder & 2 keys
- Shelves rest on metal pegs, adjustable in steps of 20mm

Colour options:



5 Navert 2 Colour Tambour Units

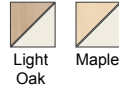


These Navert 2 colour side opening tambour cupboards are a one piece metal construction supplied with adjustable shelves and height adjustable feet. The units are lockable and come with 2 keys as standard. Some options come with an upper rail for lateral filing as shown in the description.


CODE	DESCRIPTION	SIZE IN MM	PRICE
24TC2632	2 Shelves + Rail	1000W x 430D x 1000H	£301.50
24TC2633	4 Shelves + Rail	1000W x 430D x 1980H	£410.00
24TC2634	2 Shelves + Rail	1200W x 430D x 1000H	£301.50
24TC2635	4 Shelves + Rail	1200W x 430D x 1980H	£410.00

- Colours marked * are an on request product
- Shutters in M1 Fireproof PVC
- Lock with interchangeable cylinder & 2 keys
- Shelves rest on metal pegs, adjustable in steps of 20mm

Options with White carcass:



Options with Graphite carcass:



Options with Aluminium carcass:



5 Navert Tambour Accessories

These accessories are suitable for the Navert tambours only.



Pull Out Filing Cradle



Additional File Shelf

CODE	DESCRIPTION	PRICE
24ACC2636	Additional Shelf 1000W	£25.50
24ACC2637	Additional Shelf 1200W	£25.50
24ACC2638	Melamine Top 1000W	£57.95
24ACC2639	Melamine Top 1200W	£67.75
24ACC2640	Pull Out Filing Cradle A4 1000W in Graphite	£169.50
24ACC2641	Pull Out Filing Cradle A4 1200W in Graphite	£174.75

There is a £45 delivery charge on these products

Melamine top options:



Shelf options:





5 Steel Mobile Pedestals




These pedestals are the ideal personal storage partner for any desk configuration. The units offer anti-tilt functionality as standard and are lockable.

CODE	DESCRIPTION	SIZE IN MM	PRICE
24P3102	3 Drawers: 2 x Personal, 1 x Filing	300W x 570D x 600H	£144.00
24P3103	3 Drawers: 2 x Personal, 1 x Filing	420W x 570D x 600H	£150.50
24P3104	2 Drawers: 1 x Personal, 1 x Filing	420W x 570D x 505H	£141.75
24P3105	2 Drawers: 2 x Filing	420W x 570D x 660H	£260.00
24P3106	3 Drawers: 2 x Personal, 1 x Filing	420W x 570D x 660H	£170.95

- Additional delivery charges will apply
- Personal drawers have a capacity of 20kg
- Filing drawers have a capacity of 40kg

Colour options:



5 Steel Static Pedestals




These pedestals are the ideal personal storage partner for any desk configuration. The units offer anti-tilt functionality as standard and are lockable.

CODE	DESCRIPTION	SIZE IN MM	PRICE
24P3107	3 Drawers: 2 x Personal, 1 x Filing	420W x 600D x 690H	£201.75
24P3108	3 Drawers: 2 x Personal, 1 x Filing	420W x 800D x 690H	£214.95
24P3109	Plastic Pen Tray		£41.25

- Additional delivery charges will apply
- Personal drawers have a capacity of 20kg
- Filing drawers have a capacity of 40kg
- Adjustable feet

Colour options:



5 Kontrax Multi Drawers




Multi-drawers are a traditional and effective solution for storing papers and forms. For storing smaller items there are a selection of plastic inserts. The locking units come with 2 keys and all units are Fira certified.

CODE	DESCRIPTION	SIZE IN MM	PRICE
24P3110	5 Drawer	278W x 408D x 355H	£64.75
24P3111	10 Drawer	278W x 408D x 605H	£112.75
24P3112	15 Drawer	278W x 408D x 866H	£162.50
24P3113	5 Drawer Locking	278W x 408D x 355H	£87.50
24P3114	10 Drawer Locking	278W x 408D x 605H	£136.75
24P3115	15 Drawer Locking	278W x 408D x 866H	£186.50
24ACC3116	Plastic Insert Trays: 4 Sections, pack of 5		£31.50
24ACC3117	Plastic Insert Trays: 8 Sections, pack of 5		£31.50
24ACC3118	Plastic Insert Trays: 16 Sections, pack of 5		£31.50

- Additional delivery charges

Colour options:



5 Kontrax Filing Cabinets


The popular Kontrax range of foolscap filing cabinets has an anti-tilt locking mechanism, 100% drawer extension and 30kg suspension file carrying capacity per drawer.

CODE	DESCRIPTION	SIZE IN MM	PRICE
24F3119	2 Drawer	458W x 622D x 711H	£128/75
24F3120	3 Drawer	458W x 622D x 1009H	£137.75
24F3121	4 Drawer	458W x 622D x 1320H	£143.50

- Additional delivery charges will apply
- Internal drawer dimensions 387W x 525D x 280H



Colour options:



5 Kontrax Security Filing Cabinets


The popular Kontrax range of foolscap filing cabinets has an anti-tilt locking mechanism, 100% drawer extension and 30kg suspension file carrying capacity per drawer.

CODE	DESCRIPTION	SIZE IN MM	PRICE
24F3122	2 Drawer	458W x 622D x 711H	£208.75
24F3123	3 Drawer	458W x 622D x 1009H	£230.50
24F3124	4 Drawer	458W x 622D x 1320H	£236.00

- Additional delivery charges will apply
- Security bars are factory fitted at the time of order and are colour matched to the units. The picture is for illustration purposes only.



Colour options:



5 Kontrax Side Filers


The Kontrax Side Filers are available in 3 options and are all lockable.

CODE	DESCRIPTION	SIZE IN MM	PRICE
24F3125	2 Drawer	800W x 480D x 690H	£391.50
24F3126	3 Drawer	800W x 480D x 1009H	£435.50
24F3127	4 Drawer	800W x 480D x 1320H	£497.25

- Additional delivery charges



Colour options:



5 Kontrax Lockers




The Kontrax locker range is robust, hard wearing and available in 2 depths and 5 compartment configurations. All units come with a lock with 2 keys as standard or a hasp & staple option is available. All units are Fira certified.

CODE	DESCRIPTION	OVERALL SIZE IN MM	PRICE
24L3128	Single Door	305W x 305D x 1780H	£80.75
24L3129	Single Door	305W x 458D x 1780H	£98.95
24L3130	Single Door	458W x 458D x 1780H	£170.50
24L3131	Two Door	305W x 305D x 1780H	£94.50
24L3132	Two Door	305W x 458D x 1780H	£114.95
24L3133	Two Door	458W x 458D x 1780H	£197.25
24L3134	Three Door	305W x 305D x 1780H	£132.75
24L3135	Three Door	305W x 458D x 1780H	£142.95
24L3136	Three Door	458W x 458D x 1780H	£244.75
24L3137	Four Door	305W x 305D x 1780H	£133.75
24L3138	Four Door	305W x 458D x 1780H	£146.95
24L3139	Four Door	458W x 458D x 1780H	£252.00
24L3140	Six Door	305W x 305D x 1780H	£161.75
24L3141	Six Door	305W x 458D x 1780H	£174.95
24L3142	Six Door	458W x 458D x 1780H	£297.25

- Additional delivery charges will apply
- Coat hooks supplied in the single and 2 door options
- Lockers come with nesting holes, but bolts and fixings are not supplied.
- Lockers are available as a 2 colour option, select your door and carcass colours from the standard colour options below.

Standard colour options:



5 Kontrax Vision Lockers




The Kontrax locker range is robust, hard wearing and available in 2 depths and 5 compartment configurations. All units come with a lock with 2 keys as standard or a hasp & staple option is available. All units are Fira certified.

CODE	DESCRIPTION	OVERALL SIZE IN MM	PRICE
24L3143	Two Door	305W x 305D x 1780H	£141.25
24L3144	Two Door	305W x 458D x 1780H	£152.75
24L3145	Three Door	305W x 305D x 1780H	£152.75
24L3146	Three Door	305W x 458D x 1780H	£161.75
24L3147	Four Door	305W x 305D x 1780H	£164.75
24L3148	Four Door	305W x 458D x 1780H	£172.00
24L3149	Six Door	305W x 305D x 1780H	£203.50
24L3150	Six Door	305W x 458D x 1780H	£213.25

- Additional delivery charges will apply
- Coat hooks supplied in the single and 2 door options
- Lockers come with nesting holes, but bolts and fixings are not supplied.
- Lockers are available as a 2 colour option, select your door and carcass colours from the standard colour options below.

Standard colour options:




5 Kontrax Lockers

The Kontrax locker range is also available in a premium colour range, as shown below.

CODE	DESCRIPTION	OVERALL SIZE IN MM	PRICE
24L3151	Single Door	305W x 305D x 1780H	£84.75
24L3152	Single Door	305W x 458D x 1780H	£103.95
24L3153	Single Door	458W x 458D x 1780H	£178.95
24L3154	Two Door	305W x 305D x 1780H	£99.00
24L3155	Two Door	305W x 458D x 1780H	£120.75
24L3156	Two Door	458W x 458D x 1780H	£207.00
24L3157	Three Door	305W x 305D x 1780H	£139.25
24L3158	Three Door	305W x 458D x 1780H	£150.00
24L3159	Three Door	458W x 458D x 1780H	£256.95
24L3160	Four Door	305W x 305D x 1780H	£140.50
24L3161	Four Door	305W x 458D x 1780H	£154.25
24L3162	Four Door	458W x 458D x 1780H	£264.75
24L3163	Six Door	305W x 305D x 1780H	£169.95
24L3164	Six Door	305W x 458D x 1780H	£183.75
24L3165	Six Door	458W x 458D x 1780H	£312.00

- Additional delivery charges will apply
- Coat hooks supplied in the single and 2 door options
- Lockers come with nesting holes, but bolts and fixings are not supplied.
- Lockers are available as a 2 colour option, select your door and carcass colours from the premium colour options below.
- Comes with a lock with 2 keys as standard or a hasp & staple lock on request.

Premium colour options:



5 Kontrax Vision Lockers

The Kontrax locker range is robust, hard wearing and available in 2 depths and 5 compartment configurations. All units come with a lock with 2 keys as standard or a hasp & staple option is available. All units are Fira certified.

CODE	DESCRIPTION	OVERALL SIZE IN MM	PRICE
24L3166	Two Door	305W x 305D x 1780H	£148.25
24L3167	Two Door	305W x 458D x 1780H	£160.25
24L3168	Three Door	305W x 305D x 1780H	£160.25
24L3169	Three Door	305W x 458D x 1780H	£169.95
24L3170	Four Door	305W x 305D x 1780H	£172.95
24L3171	Four Door	305W x 458D x 1780H	£180.75
24L3172	Six Door	305W x 305D x 1780H	£213.75
24L3173	Six Door	305W x 458D x 1780H	£223.95

- Additional delivery charges will apply
- Coat hooks supplied in the single and 2 door options
- Lockers come with nesting holes, but bolts and fixings are not supplied.
- Lockers are available as a 2 colour option, select your door and carcass colours from the premium colour options below.
- Comes with a lock with 2 keys as standard or a hasp & staple lock on request.

Premium colour options:



5 Kontrax 2 Door Cupboards




The Kontrax range of 2 door cupboards is available in 5 height options, has an anti-tilt mechanism and comes fully assembled with 2 keys as standard.

CODE	DESCRIPTION	SIZE IN MM	PRICE
24CP3174	Supplied Empty	915W x 458D x 690H	£152.75
24CP3175	Supplied Empty	915W x 458D x 1020H	£160.00
24CP3176	Supplied Empty	915W x 458D x 1650H	£195.50
24CP3177	Supplied Empty	915W x 458D x 1830H	£189.75
24CP3178	Supplied Empty	915W x 458D x 1950H	£248.00

- Delivery charges will apply
- Storage internals as shown below

Colour options:



5 Kontrax 2 Door Cupboards



The Kontrax range of 2 door cupboards is available in 5 height options, has an anti-tilt mechanism and comes fully assembled with 2 keys as standard.

CODE	DESCRIPTION	SIZE IN MM	PRICE
24CP3179	Supplied Empty	915W x 458D x 690H	£160.25
24CP3180	Supplied Empty	915W x 458D x 1020H	£168.00
24CP3181	Supplied Empty	915W x 458D x 1650H	£205.25
24CP3182	Supplied Empty	915W x 458D x 1830H	£199.25
24CP3183	Supplied Empty	915W x 458D x 1950H	£260.50

- Delivery charges will apply
- Storage internals as shown below

Colour options:



5 Kontrax Cupboard Internals



Shelf



Slotted Shelf



Slotted Shelf Dividers



Wardrobe Shelf



Roll Out Slotted Drawer



Roll Out Suspended Filing Frame



Lateral Filing Frame



Roll Out Drawer Divider



12 Compartment Letter Sorter

CODE	DESCRIPTION	PRICE
24ACC3184	Plain Shelf	£15.50
24ACC3185	Slotted Shelf	£30.95
24ACC3186	5 Slotted Shelf Dividers	£31.50
24ACC3187	Wardrobe Shelf	£37.75
24ACC3188	Roll Out Slotted Drawer	£98.95
24ACC3189	Suspended Filing Shelf	£79.50
24ACC3190	Lateral Filing Frame	£24.00
24ACC3191	5 Roll Out Drawer Dividers	£18.50
24ACC3192	12 Compartment Letter Sorter	£148.00

- Delivery charges will apply

5 Kontrax Tambour Cupboards

Kontrax side opening tambours are a cost effective, space efficient systems solution for your varied office storage needs. They come in 3 widths with a range of internal accessories. They are supplied with 2 keys and are Fira certified.

CODE	DESCRIPTION	PRICE
24TC3193	803W x 507D x 690H	£280.75
24TC3194	803W x 507D x 1016H	£299.50
24TC3195	803W x 507D x 1320H	£326.50
24TC3196	803W x 507D x 1651H	£343.50
24TC3197	803W x 507D x 2000H	£356.75

24ACC3198	Plain Shelf	£15.50
24ACC3199	Slotted Shelf	£30.95
24ACC3200	5 Slotted Shelf Dividers	£31.50
24ACC3201	Wardrobe Shelf	£37.75
24ACC3202	Roll Out Slotted Drawer	£98.95
24ACC3203	Suspended Filing Shelf	£79.50
24ACC3204	Lateral Filing Frame	£24.00
24ACC3205	5 Roll Out Drawer Dividers	£18.50
24ACC3206	Letter Sorter (9)	£148.00

• Delivery charges will apply

CODE	DESCRIPTION	PRICE
24TC3207	1003W x 507D x 690H	£282.95
24TC3208	1003W x 507D x 1016H	£301.75
24TC3209	1003W x 507D x 1320H	£327.50
24TC3210	1003W x 507D x 1651H	£348.75
24TC3211	1003W x 507D x 2000H	£360.00

24ACC3212	Plain Shelf	£15.50
24ACC3213	Slotted Shelf	£30.95
24ACC3214	5 Slotted Shelf Dividers	£31.50
24ACC3215	Wardrobe Shelf	£37.75
24ACC3216	Roll Out Slotted Drawer	£98.95
24ACC3217	Suspended Filing Shelf	£79.50
24ACC3218	Lateral Filing Frame	£24.00
24ACC3219	5 Roll Out Drawer Dividers	£18.50
24ACC3220	Letter Sorter (9)	£148.00

• Delivery charges will apply


CODE	DESCRIPTION	PRICE
24TC3221	1203W x 507D x 690H	£405.25
24TC3222	1203W x 507D x 1016H	£416.75
24TC3223	1203W x 507D x 1320H	£455.50
24TC3224	1203W x 507D x 1651H	£482.95
24TC3225	1203W x 507D x 2000H	£555.50

24ACC3226	Plain Shelf	£15.50
24ACC3227	Slotted Shelf	£30.95
24ACC3228	5 Slotted Shelf Dividers	£31.50
24ACC3229	Wardrobe Shelf	£37.75
24ACC3230	Roll Out Slotted Drawer	£98.95
24ACC3231	Suspended Filing Shelf	£79.50
24ACC3232	Lateral Filing Frame	£24.00
24ACC3233	5 Roll Out Drawer Dividers	£18.50
24ACC3234	Letter Sorter (9)	£148.00


• Delivery charges will apply



Carcass colours:



Blind colours:







OFFICE SEATING

Classline Chairs	210
Kirby Range	212
Haddon Mesh Chairs	218
Fairway Chairs	219
Orlando Chairs	210
Mesh Back Chairs	218
Executive Chairs	220
Meeting Chairs	222

2 Classline Value Operator Chair



Fixed Arms



T Arms



Foldaway Arms

The Classline Value operator chairs are available as a medium or high back option and come with a twin lever mechanism for gas height and back adjustment. Supplied with a Black 5 star base on castors as standard.

CODE	DESCRIPTION	SEAT HEIGHT	PRICE
24C2642	Mid Back	450 - 580mm	£79.50
24C2643	High Back	450 - 580mm	£80.50

CODE	ACCESSORIES	PRICE
24ACC2644	Fixed Hoop Arms	£19.95
24ACC2645	T Adjustable Arms	£27.95
24ACC2646	Foldaway Arms	£49.75

- Seat base measures: 470W x 450D
- Available in Citadel fabrics, as shown on page 263

2 Classline Value Task Chair



Fixed Arms



T Arms



Foldaway Arms

The Classline Value task chairs are available with either a medium or high back option and come with a triple lever mechanism for gas height, back adjustment and seat tilt. Supplied with a Black 5 star base on castors as standard.

CODE	DESCRIPTION	SEAT HEIGHT	PRICE
24C2647	Mid Back	450 - 580mm	£89.25
24C2648	High Back	450 - 580mm	£90.25

CODE	ACCESSORIES	PRICE
24ACC2649	Fixed Hoop Arms	£19.95
24ACC2650	T Adjustable Arms	£27.95
24ACC2651	Foldaway Arms	£49.75

- Seat base measures: 470W x 450D
- Available in Citadel fabrics, as shown on page 263

2 Classline Value Mesh Operator Chair



Fixed Arms



T Arms



Foldaway Arms

The Classline Value mesh back chair comes with an upholstered seat pad and a twin lever mechanism for gas height and back adjustment. Supplied with a Black 5 star base on castors as standard.

CODE	DESCRIPTION	SEAT HEIGHT	PRICE
24C2652	Mid Back	450 - 580mm	£115.25

CODE	ACCESSORIES	PRICE
24ACC2653	Fixed Hoop Arms	£22.25
24ACC2654	T Adjustable Arms	£30.50
24ACC2655	Foldaway Arms	£58.50

- Seat base measures: 470W x 450D
- Available in Citadel fabrics, as shown on page 263

2 Classline Operator Chair

The Classline operator chairs are available as a medium or high back option and come with a twin lever mechanism for gas height and back adjustment. Supplied with a Black 5 star base on castors as standard.

CODE	DESCRIPTION	SEAT HEIGHT	PRICE
24C2656	Mid Back	450 - 580mm	£83.50
24C2657	High Back	450 - 580mm	£84.50

CODE	ACCESSORIES	PRICE
24ACC2658	Fixed Hoop Arms	£19.95
24ACC2659	T Adjustable Arms	£27.95
24ACC2660	Foldaway Arms	£49.75

- Seat base measures: 470W x 450D
- Available in Advantage, Era, Phoenix, Rivet and Macflex Vinyl fabrics as shown on pages 260 - 263



Fixed Arms



T Arms



Foldaway Arms



2 Classline Task Chair

The Classline task chairs are available as a medium or high back option and come with a triple lever mechanism for gas height, back adjustment and seat tilt. Supplied with a Black 5 star base on castors as standard.

CODE	DESCRIPTION	SEAT HEIGHT	PRICE
24C2661	Mid Back	450 - 580mm	£93.25
24C2662	High Back	450 - 580mm	£94.25

CODE	ACCESSORIES	PRICE
24ACC2663	Fixed Hoop Arms	£19.95
24ACC2664	T Adjustable Arms	£27.95
24ACC2665	Foldaway Arms	£49.75

- Seat base measures: 470W x 450D
- Available in Advantage, Era, Phoenix, Rivet and Macflex Vinyl fabrics as shown on pages 260 - 263



Fixed Arms



T Arms



Foldaway Arms



2 Classline Mesh Operator Chair

The Classline mesh back chair comes with an upholstered seat pad and a twin lever mechanism for gas height and back adjustment. Supplied with a Black 5 star base on castors as standard.

CODE	DESCRIPTION	SEAT HEIGHT	PRICE
24C2666	Mid Back	450 - 580mm	£119.25

CODE	ACCESSORIES	PRICE
24ACC2667	Fixed Hoop Arms	£22.25
24ACC2668	T Adjustable Arms	£30.50
24ACC2669	Foldaway Arms	£58.50

- Seat base measures: 470W x 450D
- Available in Advantage, Era, Phoenix, Rivet and Macflex Vinyl fabrics as shown on pages 260 - 263



Fixed Arms



T Arms



Foldaway Arms



5 Kirby Operator Chair



Fixed Arms



T Arms



Foldaway Arms

The Kirby operator chairs are available with a medium or high back and come with a twin lever mechanism for gas height and back adjustment. Supplied with a Black 5 star base as standard. Extra comfort is provided by the deep cushioned seat and back pad.

CODE	DESCRIPTION	SEAT HEIGHT	PRICE
24C2670	Mid Back	450 - 580mm	£87.95
24C2671	High Back	450 - 580mm	£90.00

CODE	ACCESSORIES	PRICE
24ACC2672	Fixed Hoop Arms	£21.50
24ACC2673	T Adjustable Arms	£30.25
24ACC2674	Foldaway Arms	£57.95
24ACC2675	Seat Slide	£27.25
24ACC2676	Pump Up Lumbar Support	£32.50

- Seat base measures: 470W x 450D
- Available in Advantage, Citadel, Era, Phoenix, Rivet and Macflex Vinyl fabrics as shown on pages 260 - 263

5 Kirby Jumbo Operator Chair



Fixed Arms



T Arms



Foldaway Arms

The Kirby Jumbo operator chair has an extra high back and comes with a twin lever mechanism for gas height and back adjustment. Supplied with a Black 5 star base as standard. Extra comfort is provided by the deep cushioned seat and back pad.

CODE	DESCRIPTION	SEAT HEIGHT	PRICE
24C2677	Jumbo Extra High Back	450 - 580mm	£104.25

CODE	ACCESSORIES	PRICE
24ACC2678	Fixed Hoop Arms	£21.50
24ACC2679	T Adjustable Arms	£30.25
24ACC2680	Foldaway Arms	£57.95
24ACC2681	Seat Slide	£27.25
24ACC2682	Pump Up Lumbar Support	£32.50

- Seat base measures: 510W x 500D
- Available in Advantage, Citadel, Era, Phoenix, Rivet and Macflex Vinyl fabrics as shown on pages 260 - 263

5 Kirby Cantilever Chair



Fixed Arms



T Arms

The Kirby cantilever meeting chair is available as a mid of high back option and can be supplied with a Black or Chrome cantilever frame.

CODE	DESCRIPTION	SEAT HEIGHT	PRICE
24C2683	Mid Back Black Frame	450mm	£97.25
24C2684	Mid Back Chrome Frame	450mm	£111.50
24C2685	High Back Black Frame	450mm	£99.25
24C2686	High Back Chrome Frame	450mm	£113.50

CODE	ACCESSORIES	PRICE
24ACC2687	Fixed Hoop Arms	£21.50
24ACC2688	T Adjustable Arms	£30.25

- Seat base measures: 470W x 450D
- Available in Advantage, Citadel, Era, Phoenix, Rivet and Macflex Vinyl fabrics as shown on pages 260 - 263

TWO-TONE FABRIC AVAILABLE ON THE KIRBY RANGE AT NO ADDITIONAL COST

5 Kirby Task Chair

The Kirby Task chair has a triple lever adjustment for gas height, back rake and seat tilt. Comes with a Black 5 star base as standard. Extra comfort is provided by the deep cushioned seat and back pad.

CODE	DESCRIPTION	SEAT HEIGHT	PRICE
24C2689	Task Chair	480 - 610mm	£121.50

CODE	ACCESSORIES	PRICE
24ACC2690	Fixed Hoop Arms	£20.25
24ACC2691	T Adjustable Arms	£44.75
24ACC2692	Foldaway Arms	£54.75
24ACC2693	Seat Slide	£27.25
24ACC2694	Pump Up Lumbar Support	£32.50

- Seat base measures: 470W x 450D
- Available in Advantage, Citadel, Era, Phoenix, Rivet and Macflex Vinyl fabrics as shown on pages 260 - 263



Fixed Arms



T Arms



Foldaway Arms



5 Kirby Jumbo Task Chair

The Kirby Jumbo Task has a larger seat and back and comes with a heavy duty mechanism. It has a triple lever adjustment for gas height, back rake and seat tilt. Comes with a Black 5 star base as standard.

CODE	DESCRIPTION	SEAT HEIGHT	PRICE
24C2695	Jumbo Task	480 - 610mm	£129.75
24C2696	Jumbo Task with Headrest	480 - 610mm	£203.75

CODE	ACCESSORIES	PRICE
24ACC2697	Fixed Hoop Arms	£20.25
24ACC2698	T Adjustable Arms	£44.75
24ACC2699	Foldaway Arms	£54.75
24ACC2700	Seat Slide	£27.25
24ACC2701	Pump Up Lumbar Support	£32.50

- Seat base measures: 510W x 500D
- Available in Advantage, Citadel, Era, Phoenix, Rivet and Macflex Vinyl fabrics as shown on pages 260 - 263



Headrest



Fixed Arms



T Arms



Foldaway Arms



5 Kirby Bariatric Task Chair

The Kirby Bariatric Task chair comes with a jumbo back and wider seat. It is supplied with heavy duty castors, a heavy duty gas lift and an aluminium base as standard. It has a weight tolerance of 190kg.

CODE	DESCRIPTION	SEAT HEIGHT	PRICE
24C2702	Jumbo Bariatric Task Chair	480 - 610mm	£252.00

CODE	ACCESSORIES	PRICE
24ACC2703	Fixed Hoop Arms	£20.25
24ACC2704	T Adjustable Arms	£44.75
24ACC2705	Foldaway Arms	£54.75
24ACC2706	Pump Up Lumbar Support	£32.50

- Seat base measures: 560W x 500D
- Available in Advantage, Citadel, Era, Phoenix, Rivet and Macflex Vinyl fabrics as shown on pages 260 - 263



Fixed Arms



T Arms



Foldaway Arms



TWO-TONE FABRIC AVAILABLE ON THE KIRBY RANGE AT NO ADDITIONAL COST

5 Haddon Mesh Chair



The Haddon mesh back chair comes with an upholstered seat pad with optional T adjustable or foldaway arms. It comes with a twin lever mechanism for gas height and back adjustment. Supplied with a Black 5 star base as standard.

CODE	DESCRIPTION	SEAT HEIGHT	PRICE
24C2707	Mesh Back Operator	450 - 580mm	£119.25

CODE	ACCESSORIES	PRICE
24ACC2708	T Adjustable Arms	£27.75
24ACC2709	Foldaway Arms	£53.25
24ACC2710	Seat Slide	£27.25

- Seat base measures: 470W x 450D
- Available in Advantage, Citadel, Era, Phoenix, Rivet and Macflex Vinyl fabrics as shown on pages 260 - 263

5 Haddon Mesh Task Chair



The Haddon mesh back task chair comes with an upholstered seat pad with optional T adjustable or foldaway arms. It has a triple lever adjustment for gas height, back rake and seat tilt. Comes with a Black 5 star base as standard.

CODE	DESCRIPTION	SEAT HEIGHT	PRICE
24C2711	Task Chair	480 - 610mm	£184.95
24C2712	Task Chair with Headrest	480 - 610mm	£214.50

CODE	ACCESSORIES	PRICE
24ACC2713	T Adjustable Arms	£43.50
24ACC2714	Foldaway Arms	£53.25
24ACC2715	Seat Slide	£27.25

- Seat base measures: 510W x 500D
- Available in Advantage, Citadel, Era, Phoenix, Rivet and Macflex Vinyl fabrics as shown on pages 260 - 263

5 Haddon Mesh Cantilever Chair



The Haddon mesh back cantilever chair comes with an upholstered seat pad with optional T adjustable or foldaway arms and comes with a Black or Chrome cantilever frame.

CODE	DESCRIPTION	SEAT HEIGHT	PRICE
24C2716	Mesh Back Black Frame	450mm	£133.75
24C2717	Mesh Back Chrome Frame	450mm	£144.75

- Seat base measures: 470W x 450D
- Available in Advantage, Citadel, Era, Phoenix, Rivet and Macflex Vinyl fabrics as shown on pages 260 - 263

5 Haddon Bariatric Chair

The Haddon mesh back bariatric chair comes with an extra wide seat and a heavy duty gas lift, castors and an aluminium base as standard. The chair is available with T adjustable, foldaway or 3 way arms. It has a weight tolerance of 190kg.

CODE	DESCRIPTION	SEAT HEIGHT	PRICE
24C2718	Mesh Back Bariatric	480 - 610mm	£286.75
24C2719	Mesh Back Bariatric with Headrest	480 - 610mm	£360.95

CODE	ACCESSORIES	PRICE
24ACC2720	T Adjustable Arms	£43.50
24ACC2721	Foldaway Arms	£53.25
24ACC2722	3 Way Arms	£57.25

- Seat base measures: 560W x 500D
- Available in Advantage, Citadel, Era, Phoenix, Rivet and Macflex Vinyl fabrics as shown on pages 260 - 263
- Seat slides cannot be fitted to this chair



T Arms

Foldaway Arms

5 Fairway Task Chair

The Fairway task chairs come with a mid or high back option, feature a triple lever mechanism with independent seat and back adjustment and a ratchet back height adjustment. The chairs come with a Black 5 star base as standard.

CODE	DESCRIPTION	SEAT HEIGHT	PRICE
24C2723	High Back Task Chair	490 - 610mm	£141.95

CODE	ACCESSORIES	PRICE
24ACC2724	T Adjustable Arms	£46.75
24ACC2725	Foldaway Arms	£57.25
24ACC2726	Seat Slide	£27.25
24ACC2727	Pump Up Lumbar	£32.50

- Seat base measures: 510W x 460D
- Available in Advantage, Citadel, Era, Phoenix, Rivet and Macflex Vinyl fabrics as shown on pages 260 - 263



T Arms

Foldaway Arms

5 Fairway Bariatric Chair

The Fairway bariatric chair comes with a heavy duty 3 lever mechanism with ratchet back. It also features heavy duty castors and a cast aluminium base. It has a weight tolerance of 190kg.

CODE	DESCRIPTION	SEAT HEIGHT	PRICE
24C2728	Bariatric Task Chair	490 - 610mm	£258.25


CODE	ACCESSORIES	PRICE
24ACC2729	T Adjustable Arms	£44.50
24ACC2730	Foldaway Arms	£54.50
24ACC2731	Pump Up Lumbar	£32.50

- Seat base measures: 510W x 460D
- Available in Advantage, Citadel, Era, Phoenix, Rivet and Macflex Vinyl fabrics as shown on pages 260 - 263



T Arms

Foldaway Arms



5 Orlando Base Mesh Back Chair

The Orlando Base provides superior comfort for an extremely affordable price. The high quality mesh back offers support in all the right places and it comes with an adjustable lumbar support. Supplied with height adjustable padded arms and a Black 5 star spider base on castors, or a Black cantilever frame for the visitor chair. The operator chair comes with a class 4 gas lift height adjustment and seat slider

CODE	DESCRIPTION	SEAT HEIGHT	PRICE
24C2732	Operator Chair	450-570mm	£189.75
24C2733	Visitor Chair	480mm	£155.00

- Operator Chair seat base measures: 480W x 470D
- Visitor Chair seat base measures: 470W x 450D
- Available in Black only



5 Orlando Pro Mesh Back Chair

The Orlando Pro provides superior comfort for an extremely affordable price. The high quality mesh back offers support in all the right places and it comes with an adjustable lumbar support. Supplied with height adjustable padded arms and a Aluminium polished 5 star spider base on castors, or a Chrome cantilever frame for the visitor chair. The operator chair comes with a class 4 gas lift height adjustment, seat slider and a 4 stage tilting synchro mech seat tensioner

CODE	DESCRIPTION	SEAT HEIGHT	PRICE
24C2734	Operator Chair	450-570mm	£221.75
24C2735	Visitor Chair	480mm	£165.50

- Operator Chair seat base measures: 480W x 470D
- Visitor Chair seat base measures: 470W x 450D
- Available in Black only



1 Luna Mesh Back Chairs



The Luna Mesh Back chair has a single lever for gas height adjustment and has a tilt control mechanism so the chair can be locked in an upright position. It comes with a heavy duty gas lift on a Black 5 star base as standard and folding arms. The cantilever frame visitor chair comes with a 35mm round tube frame in Black as standard.

CODE	DESCRIPTION	SEAT HEIGHT	PRICE
24C2736	Operator Chair	460 - 540mm	£141.75
24C2737	Cantilever Chair	460mm	£132.50

- Seat base measures 530W x 500D

Colour options:



1 Luna Mesh Back Chairs



The Luna Mesh Back chair has a single lever for gas height adjustment and has a tilt control mechanism so the chair can be locked in an upright position. It comes with a heavy duty gas lift on a White 5 star base as standard and folding arms. The cantilever frame visitor chair comes with a 35mm round tube frame in Chrome as standard.

CODE	DESCRIPTION	SEAT HEIGHT	PRICE
24C2738	Operator Chair	460 - 540mm	£141.75
24C2739	Cantilever Chair	460mm	£132.50

- Seat base measures 530W x 500D

Colour options:



1 Mercury Mesh Back Chair



The Mercury Mesh Back chair has a single lever for gas height adjustment and a fully reclining tilt control mechanism so the chair can be locked in an upright position. It has a weight tension control which is adjustable for the individual users body weight. It comes with folding arms and a Black 5 star base on castors.

CODE	DESCRIPTION	SEAT HEIGHT	PRICE
24C2740	High Back Chair	460 - 555mm	£153.95

- Seat base measures 525W x 510D
- Seat pad comes in Black only

Colour options:



5 Applause Mesh Task Chair

A range of mesh back task seating which comes with a side tensioning synchro mechanism and fully adjustable built in lumbar support. It is available with or without a headrest and comes on a Black spider base with castors.

CODE	DESCRIPTION	SEAT HEIGHT	PRICE
24C2741	Task Chair	430 - 560mm	£160.50
24C2742	Task Chair with Headrest	430 - 560mm	£186.95

CODE	ACCESSORIES	PRICE
24ACC2743	T Adjustable Arms	£30.25
24ACC2744	Foldaway Arms	£71.75
24ACC2745	Seat Slide	£27.25
24ACC2746	Polished Aluminium 5 Star Base	£31.50

- Seat base measures: 510W x 500D
- Available in Advantage, Citadel, Era, Phoenix, Rivet and Macflex Vinyl fabrics as shown on pages 260 - 263



5 Applause Plus Mesh Task Chair

A range of mesh back task seating which comes with a side tensioning synchro mechanism, seat slide and fully adjustable built in lumbar support. It is available with or without a headrest and comes on a White spider base with castors.

CODE	DESCRIPTION	SEAT HEIGHT	PRICE
24C2747	Task Chair	430 - 560mm	£215.25
24C2748	Task Chair with Headrest	430 - 560mm	£241.75

CODE	ACCESSORIES	PRICE
24ACC2749	White T Adjustable Arms	£32.25

- Seat base measures: 510W x 500D
- Available in Advantage, Citadel, Era, Phoenix, Rivet and Macflex Vinyl fabrics as shown on pages 260 - 263



Mesh colours:



5 Encore Mesh Task Chair

A range of mesh back task seating which comes with a self weight mechanism, seat slide and sculpted seat with border edge. It is available with or without a headrest and comes on a Black spider base with castors.

CODE	DESCRIPTION	SEAT HEIGHT	PRICE
24C2750	Task Chair	430 - 560mm	£234.25
24C2751	Task Chair with Headrest	430 - 560mm	£288.25

CODE	ACCESSORIES	PRICE
24ACC2752	T Adjustable Arms	£28.95
24ACC2753	Foldaway Arms	£68.50

- Seat base measures: 480W x 460D
- Available in Advantage, Citadel, Era, Phoenix, Rivet and Macflex Vinyl fabrics as shown on pages 260 - 263



5 Denny Mesh Back Chair



The Denny range all come with a Black breathable mesh back with a Black fabric seat. The curve of the backrest has a contemporary feel. The operator chairs come with a standard lock-tilt mechanism with torsion control. The mid back operator and the visitor chair come with T shape fixed arms and the high back option has T adjustable arms. The Operator chairs come on a Black 5 star base and the visitor chair has a Chrome cantilever frame.

CODE	DESCRIPTION	SEAT HEIGHT	PRICE
24C2754	Mid Back Operator Chair	430 - 530mm	£113.95
24C2755	High Back Operator Chair	450 - 525mm	£149.75
24C2756	Mid Back Visitor Chair	450mm	£113.95

- 8 hour usage rating
- Mid Back seat base measures: 470W x 490D
- High Back seat base measures: 490W x 500D

2 Classline Executive Mesh Back Chair



The Classline operator chairs come with a soft mesh backrest with a stylishly designed, durable nylon outer in Silver or Black. They are available with a breathable air-mesh or soft bonded leather seat pad in Black only. The operator chair comes with folding arms, a gas lift lever and weight tension control.

CODE	DESCRIPTION	SEAT HEIGHT	PRICE
24C2757	Operator Chair with Air Mesh Seat	460 - 550mm	£210.75
24C2758	Operator Chair with Leather Seat	460 - 550mm	£210.75

- 8 hour usage rating
- Seat base measures 505W x 500D

5 Fonz Executive Chair



The Fonz executive operator chair is extremely popular providing exceptional comfort throughout the day. It comes with a seat height adjustment lever, has a permanent contact back mechanism, a torsion control adjustment and Black T adjustable arms. The Fonz is only available in Black, has a comfortable headrest, an aluminium 5 star base and heavy duty castors. It has a weight tolerance of 115kg.

CODE	DESCRIPTION	SEAT HEIGHT	PRICE
24C2759	Operator Chair	480 - 570mm	£325.75

- 8 hour usage rating
- Seat base measures 510W x 460D

1 Nola Black Executive Chair

The Nola range of Black bonded leather executive chairs have a classically Italian design with a curved seat and back for comfort. It comes with stylish stitching detail with Chrome fixed arms and a Chrome 5 star base supplied with castors, or a Chrome cantilever frame for the visitor chair. The operator chair comes with gas height adjustment, lock tilt motion and tilt tension adjustment.

CODE	DESCRIPTION	SEAT HEIGHT	PRICE
24C2760	Mid Back Operator Chair	470 - 570mm	£211.25
24C2761	High Back Operator Chair	470 - 570mm	£223.75
24C2762	Mid Back Visitor Chair	460mm	£194.75

- 8 hour usage rating
- Seat base measures: 490W x 450D



1 Nola White Executive Chair

The Nola range of White bonded leather executive chairs have a classically Italian design with a curved seat and back for comfort. It comes with stylish stitching detail with Chrome fixed arms and a Chrome 5 star base supplied with castors, or a Chrome cantilever frame for the visitor chair. The operator chair comes with gas height adjustment, lock tilt motion and tilt tension adjustment.

CODE	DESCRIPTION	SEAT HEIGHT	PRICE
24C2763	Mid Back Operator Chair	470 - 570mm	£211.25
24C2764	High Back Operator Chair	470 - 570mm	£223.75
24C2765	Mid Back Visitor Chair	460mm	£194.75

- 8 hour usage rating
- Seat base measures: 490W x 450D



5 Ultimate Stealth Mesh Back Chair

The Stealth range comes with a large air mesh seat and back rest and height and depth adjustable lumbar support. The operator chair comes with a synchro tilt multi-lock mechanism with weight tensioner, an ergonomic seat slide and fully adjustable pivoting arms. It has a weight tolerance of 150kg.

CODE	DESCRIPTION	SEAT HEIGHT	PRICE
24C2766	Operator Chair	490 - 560mm	£551.75
24C2767	Operator with Headrest	490 - 560mm	£597.25

- 24 hour usage rating
- Seat base measures 540W x 510D



1 Cubic Chair



The Cubic is a sturdy, multi-purpose chair available in 4 fabric and 2 vinyl colour options with either a Black steel or Chrome frame. It comes with a comfortable deep foam seat and back pad and offers an 8 hour usage rating.


CODE	DESCRIPTION	OVERALL DIMENSIONS	PRICE 4+
24C2768	Fabric Side Chair Black Frame	535W x 510D x 820H	£45.75
24C2769	Vinyl Side Chair Black Frame	535W x 510D x 820H	£50.95
24C2770	Fabric Side Chair Chrome Frame	535W x 510D x 820H	£48.50
24C2771	Vinyl Side Chair Chrome Frame	535W x 510D x 820H	£56.00

- Seat Height 450mm
- Stackable to 12 high

Fabric colours:



Vinyl colours:



1 Conference Chair



The Conference range comes with a fully upholstered or a mesh back option. The frames come in Black or Chrome and the chairs are stackable.

CODE	DESCRIPTION	OVERALL DIMENSIONS	PRICE 4+
24C2772	Upholstered with Black Frame	535W x 510D x 820H	£79.75
24C2773	Upholstered with Chrome Frame	535W x 510D x 820H	£83.25
24C2774	Mesh Back with Black Frame	535W x 510D x 820H	£74.75
24C2775	Mesh Back with Chrome Frame	535W x 510D x 820H	£82.75

- Seat Height 450mm
- Available in Citadel, Era, Phoenix or Rivet fabrics as shown on pages 260 - 263

5 Orlando Chair



The Orlando cantilever chair provides superior comfort for an extremely affordable price. The high quality mesh back offers support in all the right places and it comes with padded arms and a Black or Chrome cantilever frame.

CODE	DESCRIPTION	OVERALL DIMENSIONS	PRICE
24C2733	Armchair Black Frame	565W x 535D x 1000H	£155.00
24C2735	Armchair Chrome Frame	565W x 535D x 1000H	£165.50

- Seat Height 480mm
- Available in Black only

5 Moulton Chair

The Moulton range has been designed with flexibility in mind and is perfect for training, meeting or conference rooms. It comes with a choice of a Chrome 4 legged or cantilever frame, both of which are stackable.

CODE	DESCRIPTION	OVERALL DIMENSIONS	PRICE
24C2776	Upholstered 4 Leg Frame	480W x 460D x 870H	£141.75
24C2777	Upholstered Cantilever Frame	480W x 460D x 870H	£141.75
24C2778	Mesh Back 4 Leg Frame	480W x 460D x 870H	£151.50
24C2779	Mesh Back Cantilever Frame	480W x 460D x 870H	£151.50

- Seat Height 490mm
- Available in Advantage, Era, Phoenix, Rivet and Macflex Vinly fabrics as shown on pages 260 - 263



5 Moulton High Back Chair

The Moulton range has been designed with flexibility in mind and is perfect for training, meeting or conference rooms. It comes with a choice of a Chrome 4 legged or cantilever frame, both of which are stackable.

CODE	DESCRIPTION	OVERALL DIMENSIONS	PRICE
24C2780	4 Leg Frame	480W x 460D x 1040H	£170.75
24C2781	Cantilever Frame	480W x 460D x 1040H	£170.75

- Seat Height 490mm
- Available in Advantage, Era, Phoenix, Rivet and Macflex Vinly fabrics as shown on pages 260 - 263



5 Oakham Chair

The Oakham chairs are styled for a reception or breakout area. The polished Chrome base is height adjustable and features a compact tilt mechanism with the option of a square or curved design, the Oakham is available in single or two tone fabric, at no additional cost.

CODE	DESCRIPTION	OVERALL DIMENSIONS	PRICE
24C2782	Round Back	590W x 580D x 900H	£336.75
24C2783	Square Back	590W x 580D x 940H	£336.75

- Seat Height 370-470mm
- Available in Blazer fabrics as shown on page 265



5 Windsor Chair



The Windsor chair comes with a natural Beech frame, stacks up to 4 high and is available with or without arms.

CODE	DESCRIPTION	DIMENSIONS	PRICE
24C2784	Side Chair	530W x 600D x 840H	£106.95
24C2785	Armchair	530W x 600D x 840H	£113.95

- Seat Height 490mm
- Available in Advantage, Era, Phoenix or Rivet fabrics as shown on pages 260 - 263

5 Rockingham Chair



The Rockingham is a large Beech framed chair with a contoured back, ideal for use in the boardroom or reception areas. This chair is stackable up to 4 high.

CODE	DESCRIPTION	DIMENSIONS	PRICE
24C2786	Side chair	590W x 610D x 885H	£164.75
24C2787	Armchair	590W x 610D x 885H	£164.75

- Seat Height 470mm
- Available in Advantage, Era, Phoenix or Rivet fabrics as shown on pages 260 - 263

5 Nobu Chairs



The Nobu chairs have a visually striking Scandinavian design that is perfect for both modern and traditional offices. They are manufactured with Steel framework and solid Ash wooden legs on glides. The Nobu is available in single or two tone fabric, at no additional cost.

CODE	DESCRIPTION	DIMENSIONS	PRICE
24C2788	Chair	500W x 500D x 810H	£254.25
24C2789	Armchair	600W x 550D x 805H	£395.20

- Available in Era fabrics as shown on page 262
- Seat Height 470mm



RECEPTION SEATING

Jigsaw Range	226
Metal Framed Seating	228
Ultra Range	229
Tub Range	230
Iconic Range	232
Iconic Connect	234
Iceberg Range	236
Leather Seating	238

5 Jigsaw Shapes



Extensive range of stylish, lightweight stools which can be configured to create endless layouts.

CODE	DESCRIPTION	SIZE IN MM	PRICE
24ST2790	Round 2 Bite Fabric	525W x 515D x 370H	POA
24ST2791	Round - Fabric	430W x 430D x 370H	POA
24ST2792	Long 1 Bite - Fabric	980W x 430D x 370H	POA
24ST2793	Long - Fabric	1040W x 430D x 370H	POA
24ST2794	Round 2 Bite Vinyl	525W x 515D x 370H	POA
24ST2795	Round - Vinyl	430W x 430D x 370H	POA
24ST2796	Long 1 Bite - Vinyl	980W x 430D x 370H	POA
24ST2797	Long - Vinyl	1040W x 430D x 370H	POA

- Available in Advantage, Era, Phoenix & Rivet fabrics as shown on pages 260 - 263
- Available in Just Colour Vinyl as shown on page 264



5 Jigsaw Stools



Lightweight range of stools with FSC certified wood core and Black feet, upholstered in a large range of fabric or vinyls.

CODE	DESCRIPTION	SIZE IN MM	PRICE
24ST2798	Stool - Fabric	550W x 500D x 370H	POA
24ST2799	Angled Stool - Fabric	560W x 350W x 500D x 370H	POA
24ST2800	Stool - Vinyl	550W x 500D x 370H	POA
24ST2801	Angled Stool - Vinyl	560W x 350W x 500D x 370H	POA

- Available in Advantage, Era, Phoenix & Rivet fabrics as shown on pages 260 - 263
- Available in Just Colour Vinyl as shown on page 264



5 Jigsaw Toadstools



The Toadstools come with a White vinyl base, your choice of fabric or vinyl in a wide range of colours and come with White vinyl spots. Manufactured with a polystyrene core with 18mm FSC® & wooden base

CODE	DESCRIPTION	SIZE IN MM	PRICE
24ST2802	Toadstool - Fabric	450D x 450H	POA
24ST2803	Pack of 3 Toadstools - Fabric	450D x 450H	POA
24ST2804	Toadstool - Vinyl	450D x 450H	POA
24ST2805	Pack of 3 Toadstools - Vinyl	450D x 450H	POA

- Available in Advantage, Era, Phoenix & Rivet fabrics as shown on pages 260 - 263
- Available in Just Colour Vinyl as shown on page 264
- Pack of 3 will all be upholstered in the same option

5 Jigsaw Shapes

Extensive range of lightweight stools with polystyrene cores which can be configured to create endless layouts. Ideal for reception and break-out areas as well as libraries and residential areas.

CODE	DESCRIPTION	SIZE IN MM	PRICE
24ST2806	Round 2 Bite - Fabric	530W x 520D x 450H	POA
24ST2807	Round - Fabric	530W x 530D x 450H	POA
24ST2808	Long 1 Bite - Fabric	1050W x 530D x 450H	POA
24ST2809	Long - Fabric	1180W x 530D x 450H	POA
24ST2810	Round 2 Bite - Vinyl	530W x 520D x 450H	POA
24ST2811	Round - Vinyl	530W x 530D x 450H	POA
24ST2812	Long 1 Bite - Vinyl	1050W x 530D x 450H	POA
24ST2813	Long - Vinyl	1180W x 530D x 450H	POA

- Available in Advantage, Era, Phoenix & Rivet fabrics as shown on pages 260 - 263
- Available in Just Colour Vinyl as shown on page 264



5 Jigsaw Stools

Lightweight range of stools with FSC certified wood core and Black feet, upholstered in a large range of fabric or vinyls.

CODE	DESCRIPTION	SIZE IN MM	PRICE
24ST2814	Stool - Fabric	560W x 610D x 450H	POA
24ST2815	Angled Stool - Fabric	600W x 350W x 610D x 450H	POA
24ST2816	Stool - Vinyl	560W x 610D x 450H	POA
24ST2817	Angled Stool - Vinyl	600W x 350W x 610D x 450H	POA

- Available in Advantage, Era, Phoenix & Rivet fabrics as shown on pages 260 - 263
- Available in Just Colour Vinyl as shown on page 264



5 Jigsaw Cross

Lightweight range of stools with FSC certified wood core and Black feet, upholstered in a range of fabric or vinyls.

CODE	DESCRIPTION	SIZE IN MM	PRICE
24ST2818	Square Stool - Fabric	450W x 450D x 450H	POA
24ST2819	Cross - Fabric	1330W x 1330D x 450H	POA
24ST2820	Square Stool - Vinyl	450W x 450D x 450H	POA
24ST2821	Cross - Vinyl	1330W x 1330D x 450H	POA

- Available in Advantage, Era, Phoenix & Rivet fabrics as shown on pages 260 - 263
- Available in Just Colour Vinyl as shown on page 264



2 Rubic Chair




The Rubic chair is a traditional steel framed low easy seat manufactured with deep seat and back pads in a choice of 2 colours and comes with an 8 hour usage rating.

CODE	DESCRIPTION	DIMENSIONS	PRICE
24C2822	Chair	530W x 680D x 810H	£177.75

- Seat height 430mm

Colour options:



Frame:



2 Pearl Chair



The Pearl reception chair comes with a deep seat and back for contemporary, comfortable seating. It is available in 3 fabric colour options and a Black powder coated 18mm Steel frame.

CODE	DESCRIPTION	DIMENSIONS	PRICE
24C2823	Chair	650W x 800D x 860H	£232.25

- Seat height 425mm

Colour options:



Frame:



2 Jade Chair



The Jade reception chair comes with a deep seat and back with stylish stitching detail for contemporary, comfortable seating. It is available in 3 fabric colour options and a Black powder coated 18mm Steel frame.

CODE	DESCRIPTION	DIMENSIONS	PRICE
24C2824	Chair	620W x 880D x 830H	£193.50

- Seat height 435mm

Colour options:



Frame:



5 Ultra Reception Chairs

The Ultra is a cost effective range of modular reception seating. All the chairs are fully upholstered and come with glide feet.

CODE	DESCRIPTION	SIZE IN MM	PRICE
24C2825	Chair	610W x 670D x 670H	£109.25
24C2826	Chair with Left or Right Arm	650W x 670D x 670H	£145.75
24C2827	Armchair	770W x 670D x 670H	£176.75

- Available in Citadel fabrics as shown on page 263
- Seat Height 430mm



5 Ultra Corner Chairs

The Ultra is a cost effective range of modular reception seating. All the chairs are fully upholstered and come with glide feet.

CODE	DESCRIPTION	SIZE IN MM	PRICE
24C2828	Concave Segment Chair	490W x 670D x 670H	£109.25
24C2829	Convex Segment Chair	490W x 670D x 670H	£109.25
24C2830	Corner Unit	610W x 610D x 670H	£213.95

- Available in Citadel fabrics as shown on page 263
- Seat Height 430mm



5 Ultra Reception Sofa

The Ultra is a cost effective range of modular reception seating. All the chairs are fully upholstered and come with glide feet.

CODE	DESCRIPTION	SIZE IN MM	PRICE
24C2831	Two Seater with Arms	1380W x 670D x 670H	£291.50

- Available in Citadel fabrics as shown on page 263
- Seat Height 430mm



5 Ultra Coffee Table

The Ultra range comes with a square coffee table with an upholstered surround and a Beech top.

CODE	DESCRIPTION	SIZE IN MM	PRICE
24T2832	Square Coffee Table	620W x 620D x 415H	£90.75

- Available in Citadel fabrics as shown on page 263



5 Classline Value Tub Range



The Classline Value open front tub chairs are manufactured with thick CMHR foam and a generously sized fixed seat pad.

CODE	DESCRIPTION	DIMENSIONS	PRICE
24C2833	Open Front Chair	725W x 620D x 780H	£239.50
24C2834	Open Front 2 Seater Sofa	1225W x 620D x 780H	£422.50

- Available in Era, Phoenix & Rivet fabric options as shown on pages 260 - 263
- Seat Height 450mm



5 Classline Tub Range



The Classline open front tub chairs are manufactured with a webbed core with thick CMHR foam and a separate seat cushion.

CODE	DESCRIPTION	DIMENSIONS	PRICE
24C2835	Open Front Tub Chair	700W x 560D x 830H	£287.50
24C2836	Open Front 2 Seater Sofa	1200W x 560D x 830H	£492.75
24C2837	Open Front 3 Seater Sofa	1700W x 560D x 830H	£720.25

- Available in Era, Phoenix & Rivet fabric options as shown on pages 260 - 263
- Seat Height 440mm



5 Classline Tub Range



The Classline closed front tub chairs are manufactured with a webbed core with thick CMHR foam and a separate seat cushion.

CODE	DESCRIPTION	DIMENSIONS	PRICE
24C2838	Closed Front Tub Chair	700W x 560D x 830H	£304.75
24C2839	Closed Front 2 Seater Sofa	1200W x 560D x 830H	£520.75
24C2840	Closed Front 3 Seater Sofa	1700W x 560D x 830H	£758.50

- Available in Era, Phoenix & Rivet fabric options as shown on pages 260 - 263
- Seat Height Closed Front Tubs: 440mm



5 Orion Wooden Leg Tub Range

The Orion open front tub chairs are manufactured with a webbed core with thick CMHR foam and a separate seat cushion. They are supplied with stylish wooden legs.

CODE	DESCRIPTION	DIMENSIONS	PRICE
24C2841	Open Front Tub Chair	700W x 560D x 770H	£384.75
24C2842	Open Front 2 Seater Sofa	1200W x 560D x 770H	£593.75
24C2843	Open Front 3 Seater Sofa	1700W x 560D x 770H	£839.50

- Available in Era, Phoenix & Rivet fabric options as shown on pages 260 - 263
- Seat Height: 470mm



5 Orion Metal Leg Tub Range

The Orion open front tub chairs are manufactured with a webbed core with thick CMHR foam and a separate seat cushion. They are supplied with stylish metal legs.

CODE	DESCRIPTION	DIMENSIONS	PRICE
24C2844	Open Front Tub Chair	700W x 560D x 770H	£384.75
24C2845	Open Front 2 Seater Sofa	1200W x 560D x 770H	£593.75
24C2846	Open Front 3 Seater Sofa	1700W x 560D x 70H	£839.50

- Available in Era, Phoenix & Rivet fabric options as shown on pages 260 - 263
- Seat Height: 470mm



5 Orion Coffee Tables

The Orion coffee tables come with a standard White or Beech laminate top or the option of toughened glass. The surround can be upholstered to match your seating range.

CODE	DESCRIPTION	DIMENSIONS	PRICE
24T2847	Square Table Laminate Top	570W x 570D x 350H	£163.50
24T2848	Round Table Laminate Top	600D x 350H	£163.50
24T2849	Square Table Glass Top	570W x 570D x 350H	£199.50
24T2850	Round Table Glass Top	600D x 350H	£199.50

- Available in Era, Phoenix & Rivet fabric options as shown on pages 260 - 263

Top colour options:





5 Iconic Bench Range

The Iconic range allows you to create a large array of layouts due to its modular design. The range offers a single, two seater or three seater seat which can be used as stand alone option, with or without a back and with or without the option of arms. This range is manufactured with a webbed seat and thick CMHR foam for superior comfort. They are supplied with metal legs as standard.

CODE	DESCRIPTION	DIMENSIONS	PRICE
24B2851	Single Bench	580W x 700D x 430H	£293.75
24B2852	Single Bench with Back	580W x 700D x 850H	£398.95
24B2853	Two Seater Bench	1100W x 700D x 430H	£384.00
24B2854	Two Seater Bench with Back	1100W x 700D x 850H	£485.75
24B2855	Three Seater Bench	1800W x 700D x 430H	£486.95
24B2856	Three Seater Bench with Back	1800W x 700D x 850H	£632.75
24ACC2857	Additional Arm	150W x 700D x 700H	£153.75


- Available in Era, Phoenix & Rivet fabric options as shown on pages 260 - 263
- Seat Height 430mm




Single Bench



Single Bench with Arms




Two Seater Bench




Two Seater Bench with Arms



Additional Arm



Three Seater Bench



Three Seater Bench with Arms



5 Iconic Corner & End Range

The range offers a D end and Corner unit which are ideal for finishing off a run of seating or putting together a central seating design. This range is manufactured with a webbed seat and thick CMHR foam for superior comfort. They are supplied with metal legs as standard.

The two coffee tables are the same size as a single or double unit with a choice of a White or Beech laminate top and stylish metal legs as standard.

CODE	DESCRIPTION	DIMENSIONS	PRICE
24B2858	45° Corner Bench	700W x 700D x 430H	£218.50
24B2859	90° Corner Bench	700W x 700D x 430H	£242.95
24B2860	Square Corner Bench	700W x 700D x 430H	£321.25
24B2861	Square Corner Unit with Back	700W x 700D x 850H	£632.75
24B2862	D End Unit with Back	1400W x 700D x 850H	£606.95
24T2863	Single Table	580W x 700D x 430H	£262.50
24T2864	Double Table	1100W x 700D x 430H	£334.50

- Available in Era, Phoenix & Rivet fabric options as shown on pages 260 - 263
- Seat Height 430mm



45° Corner Bench



90° Corner Bench



Square Corner Bench




Square Corner Bench with Back



D End Unit with Back




Single Table



Double Table

5 Iconic Connect Seats




The modern Iconic Connect is a high back seating range that comes in a single, two or three seater option. An optional link panel allows you to create pods and removes the need for fixed partitioning. Manufactured with a webbed seat, thick CMHR foam and surround panels with an acoustic core to help reduce noise.

CODE	DESCRIPTION	DIMENSIONS	PRICE
24C2865	Single Seater	980W x 800D x 1200H	£1134.95
24C2866	Two Seater	1500W x 800D x 1200H	£1487.50
24C2867	Three Seater	2000W x 800D x 1200H	£1782.95
24ACC2868	Link Panel	1000W x 100D x 1200H	£353.25

- Available in Era, Phoenix & Rivet fabric options as shown on pages 260 - 263
- Two tone option available at no additional cost
- Seat height 430mm

5 Iconic Connect Open Pods




The Iconic Connect Open pods come with an open front to allow easier access to the pod. The 25mm MFC fixed table is tapered, starting at 800mm wide at the link panel, going down to 600mm wide at the front with a Black pole leg. The tables are available in an Oak, Matt White or Black finish.

CODE	DESCRIPTION	DIMENSIONS	PRICE
24C2869	Two Person Open Pod	2600W x 880D x 1200H	£1779.50
24C2870	Four Person Open Pod	2600W x 1400D x 1200H	£2519.50
24C2871	Six Person Open Pod	2600W x 1900D x 1200H	£3300.75

- Available in Era, Phoenix & Rivet fabric options as shown on pages 260 - 263
- Two tone option available at no additional cost
- Seat height 430mm

5 Iconic Connect Closed Pods



The Iconic Connect Open pods come with a closed front where more privacy is required. The 25mm MFC fixed table is tapered, starting at 800mm wide at the link panel, going down to 600mm wide at the front with a Black pole leg. The tables are available in an Oak, Matt White or Black finish.

CODE	DESCRIPTION	DIMENSIONS	PRICE
24C2872	Two Person Closed Pod	2600W x 980D x 1200H	£2269.25
24C2873	Four Person Closed Pod	2600W x 1500D x 1200H	£2974.50
24C2874	Six Person Closed Pod	2600W x 2000D x 1200H	£3718.95

- Available in Era, Phoenix & Rivet fabric options as shown on pages 260 - 263
- Two tone option available at no additional cost
- Seat height 430mm

5 Iconic Connect High Back Seats

The modern Iconic Connect is a high back seating range that comes in a single, two or three seater option. An optional link panel allows you to create pods and removes the need for fixed partitioning. Manufactured with a webbed seat, thick CMHR foam and surround panels with an acoustic core to help reduce noise.

CODE	DESCRIPTION	DIMENSIONS	PRICE
24C2875	Single Seater	980W x 800D x 1700H	£1306.50
24C2876	Two Seater	1500W x 800D x 1700H	£1716.00
24C2877	Three Seater	2000W x 800D x 1700H	£2068.75
24ACC2878	Link Panel	1000W x 100D x 1700H	£438.95

- Available in Era, Phoenix & Rivet fabric options as shown on pages 260 - 263
- Two tone option available at no additional cost
- Seat height 430mm



5 Iconic Connect High Back Open Pods

The Iconic Connect Open pods come with an open front to allow easier access to the pod. The 25mm MFC fixed table is tapered, starting at 800mm wide at the link panel, going down to 600mm wide at the front with a Black pole leg. The tables are available in an Oak, Matt White or Black finish.

CODE	DESCRIPTION	DIMENSIONS	PRICE
24C2879	Two Person Open Pod	2600W x 880D x 1700H	£2122.50
24C2880	Four Person Open Pod	2600W x 1400D x 1700H	£2976.75
24C2881	Six Person Open Pod	2600W x 1900D x 1700H	£3872.00

- Available in Era, Phoenix & Rivet fabric options as shown on pages 260 - 263
- Two tone option available at no additional cost
- Seat height 430mm



5 Iconic Connect High Back Closed Pods

The Iconic Connect Open pods come with a closed front where more privacy is required. The 25mm MFC fixed table is tapered, starting at 800mm wide at the link panel, going down to 600mm wide at the front with a Black pole leg. The tables are available in an Oak, Matt White or Black finish.

CODE	DESCRIPTION	DIMENSIONS	PRICE
24C2882	Two Person Closed Pod	2600W x 980D x 1700H	£2612.00
24C2883	Four Person Closed Pod	2600W x 1500D x 1700H	£3431.50
24C2884	Six Person Closed Pod	2600W x 2000D x 1700H	£4290.50

- Available in Era, Phoenix & Rivet fabric options as shown on pages 260 - 263
- Two tone option available at no additional cost
- Seat height 430mm



2 Iceberg Leather Look Tub Seating



Comfortable armchair and two seater tub sofa upholstered in a durable Black PU fabric. Plush cushioned back with a stylish stitching detail, comes with an open front.

CODE	DESCRIPTION	DIMENSIONS	PRICE
24C2885	Arm Chair	735W x 615D x 770H	£246.50
24C2886	Two Seater	1240W x 615D x 770H	£370.00

- Seat Height 415mm



2 Iceberg Leather Faced Seating



The Iceberg leather faced seating range comes with an armchair and 2 seater settee in Black. Manufactured with a deep cushioned seat and back pad for comfort and comes with stylish tubular legs.

CODE	DESCRIPTION	DIMENSIONS	PRICE
24C2887	Arm Chair	830W x 770D x 810H	£461.50
24C2888	Two Seater	1350W x 770D x 810H	£612.75

- Seat Height 450mm
- Available in Black only



2 Iceberg Lux Tub Chairs

Colourful and comfortable armchair and two seater tub sofa with a deep cushioned seat and back, upholstered in 6 exciting durable PU fabric colours. Plush cushioned back with a stylish stitching detail, comes with a closed front and metal tubular legs.

CODE	DESCRIPTION	DIMENSIONS	PRICE
24C2889	Arm Chair	760W x 700D x 730H	£294.95
24C2890	Two Seater	1230W x 620D x 740H	£578.95

- Arm Chair Seat Height 430mm
- Two Seater Seat Height 420mm



Colour options:



2 Iceberg Coffee Tables

A square or rectangular coffee table is available for the Iceberg range which comes with a Beech top and tubular legs.

CODE	DESCRIPTION	DIMENSIONS	PRICE
24T2891	Square Coffee Table	635W x 635D x 460H	£113.75
24T2892	Rectangular Coffee Table	1220W x 635D x 460H	£139.25



2 Retro Reception Range



A contemporary range of bonded leather reception furniture, offering a chair, and two or three seater sofa. Comes with an oversized deep cushioned seat with a medium height supportive backrest. The stylish Chrome frame and intergrated leg supports wrap around the chair to create an illusion of being suspended.

CODE	DESCRIPTION	DIMENSIONS	PRICE
24C2893	Chair	890W x 770D x 700H	£400.00
24C2894	Two Seater Sofa	1450W x 770D x 700H	£514.50
24C2895	Three Seater Sofa	2010W x 770D x 700H	£685.75

- Seat Height 410mm
- Available in Black only

2 Infinity Reception Range



The Infinity range of seating is available in various combinations to fit any size or design. The soft leather facings and stitched detail give a contemporary feel with the Chrome surround frames.

CODE	DESCRIPTION	DIMENSIONS	PRICE
24C2896	Infinity Stool	660W x 520D x 440H	£162.95
24C2897	Infinity Chair with Back	660W x 660D x 770H	£261.75
24C2898	Infinity Corner Chair with Back	660W x 660D x 770H	£278.25

- Seat Height 440mm
- Available in Black only

3 Galway Reception Range



The Galway faux leather seating comes with a sturdy wooden frame and webbed base. The extra thick seat and back cushioning makes this range a modern yet comfortable option. The legs are manufactured from 40mm square section steel in a Chrome finish. The Galway coffee tables come with a 28mm thick top in Snow White and a steel frame in an Aluminium Grey finish.

CODE	DESCRIPTION	DIMENSIONS	PRICE
24C2899	Reception Chair	700W x 680D x 710H	£547.50
24C2900	Two Seater Reception Sofa	1230W x 680D x 710H	£662.75
24C2901	Three Seater Reception Sofa	1230W x 680D x 710H	£785.25
24T2902	H Frame Square Coffee Table	600W x 600D x 320H	£183.50
24T2903	H Frame Rectangular Coffee Table	1100W x 700D x 320H	£229.75

- Seat Height 440mm
- Three Seater Sofa has a 6 week lead time
- Available in Black only

 There is a £45 delivery charge on these products



RECEPTION FURNITURE

Georgian Reception	240
Pigeonhole Units	243
Lecterns	244
Crystal Wall Boards	246
Laptop Tables	246
Coat Stands	246
Trophy Showcases	247
Footrests	248
Kicksteps	248

10 Georgian Base Unit



The Georgian reception range is versatile and stylish offering a wide selection of stand-alone units to suit your needs. All base units are fitted with one central cable port unless ordered with glass or wooden shelves.

CODE	SIZE IN MM	PRICE
24RU2904	600W x 800D x 740H	£238.50
24RU2905	800W x 800D x 740H	£246.00
24RU2906	1000W x 800D x 740H	£251.25
24RU2907	1200W x 800D x 740H	£261.95
24RU2908	1400W x 800D x 740H	£278.25
24RU2909	1600W x 800D x 740H	£289.75
24RU2910	1800W x 800D x 740H	£300.25
24RU2911	2000W x 800D x 740H	£314.25

- Plan and design service available
- *NEW Dijon Walnut available from September 2024

Top colours:



10 Georgian Base DDA Unit



The DDA base unit comes with a 25mm top, PVC edge and the modesty panel is inset by 330mm.

CODE	SIZE IN MM	PRICE
24RU2912	600W x 800D x 740H	£305.95
24RU2913	800W x 800D x 740H	£312.25
24RU2914	1000W x 800D x 740H	£320.50
24RU2915	1200W x 800D x 740H	£328.00
24RU2916	1400W x 800D x 740H	£345.75
24RU2917	1600W x 800D x 740H	£356.50
24RU2918	1800W x 800D x 740H	£365.25
24RU2919	2000W x 800D x 740H	£377.95

- Plan and design service available
- *NEW Dijon Walnut available from September 2024

Top colours:



10 Georgian Top Box



The top box comes with a 25mm top, PVC edge is available for all the standard base units. It comes in a range of wood finishes.

CODE	SIZE IN MM	PRICE
24RU2920	600W x 350D x 420H	£140.25
24RU2921	800W x 350D x 420H	£144.50
24RU2922	1000W x 350D x 420H	£152.25
24RU2923	1200W x 350D x 420H	£156.50
24RU2924	1400W x 350D x 420H	£169.25
24RU2925	1600W x 350D x 420H	£184.25
24RU2926	1800W x 350D x 420H	£194.95
24RU2927	2000W x 350D x 420H	£206.50

- Plan and design service available
- *NEW Dijon Walnut available from September 2024

Top colours:



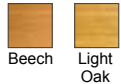
10 Georgian 45° Corner Units

The 45° units offer flexibility when designing your reception layout. The base unit comes with one cable port hole as standard.

CODE	DESCRIPTION	SIZE IN MM	PRICE
24RU2928	Corner Base Unit	1837W x 922D x 800D x 740H	£521.25
24RU2929	Corner Top Box	1837W x 350D x 350D x 420H	£276.95

- Plan and design service available
- *NEW Dijon Walnut available from September 2024

Wood colours:



Powder coated metal options:



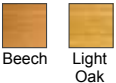
10 Georgian 90° Small Corner Units

The 90° units offer flexibility when designing your reception layout. The base unit comes with one cable port hole as standard.

CODE	DESCRIPTION	SIZE IN MM	PRICE
24RU2930	Small Corner Base Unit	800W x 800D x 800D x 740H	£481.95
24RU2931	Small Corner Top Box	800W x 350D x 350D x 420H	£277.75

- Plan and design service available
- *NEW Dijon Walnut available from September 2024

Wood colours:



Powder coated metal options:



10 Georgian 90° Large Corner Units

The 90° units offer flexibility when designing your reception layout. The base unit comes with one cable port hole as standard.

CODE	DESCRIPTION	SIZE IN MM	PRICE
24RU2932	Large Corner Base Unit	1080W x 1080D x 800D x 740H	£516.00
24RU2933	Large Corner Top Box	1080W x 350D x 350D x 420H	£295.95

- Plan and design service available
- *NEW Dijon Walnut available from September 2024

Wood colours:



Powder coated metal options:



10 Georgian Shelves



Shelves are available for the standard and DDA base units. Wooden shelves are available in 10 wood finishes and the Glass shelves are made from green tinted, strengthened glass.

CODE	DESCRIPTION	SIZE IN MM	PRICE
24RU2934	Wooden Shelf	1200W x 300D	£254.95
24RU2935	Wooden Shelf	1400W x 300D	£268.75
24RU2936	Wooden Shelf	1600W x 300D	£279.50
24RU2937	Strengthened Glass Shelf	800W x 300D	£463.75
24RU2938	Strengthened Glass Shelf	1000W x 300D	£503.50
24RU2939	Strengthened Glass Shelf	1200W x 300D	£521.25
24RU2940	Strengthened Glass Shelf	1400W x 300D	£539.95
24RU2941	Strengthened Glass Shelf	1600W x 300D	£628.95

- Plan and design service available
- *NEW Dijon Walnut available from September 2024

Top colours:



10 Georgian Kickplates



Stainless steel kickplates are available for all units.

CODE	DESCRIPTION	SIZE IN MM	PRICE
24RU2942	Kickplate	600W x 100H	£73.25
24RU2943	Kickplate	800W x 100H	£76.95
24RU2944	Kickplate	1000W x 100H	£82.75
24RU2945	Kickplate	1200W x 100H	£86.50
24RU2946	Kickplate	1400W x 100H	£89.75
24RU2947	Kickplate	1600W x 100H	£94.75
24RU2948	Kickplate	1800W x 100H	£100.50
24RU2949	Kickplate	2000W x 100H	£107.95
24RU2950	Kickplate	45°	£109.75
24RU2951	Kickplate	90° Small	£105.50
24RU2952	Kickplate	90° Large	£109.75

- Plan and design service available

PLAN & DESIGN SERVICE AVAILABLE, PLEASE CALL FOR FURTHER INFORMATION

10 Georgian Pedestals



The Georgian range of pedestals come with a 25mm top. The wood finishes are resistant to heat, staining and scratching. Comes in a range of colours and are supplied with Silver handles as standard.

CODE	DESCRIPTION	SIZE IN MM	PRICE
24P2953	2 Drawer Low Mobile	438W x 605D x 595H	£164.75
24P2954	3 Drawer Low Mobile	438W x 605D x 595H	£164.75
24P2955	2 Drawer Mobile Under Desk	438W x 550D x 635H	£188.00
24P2956	3 Drawer Mobile Under Desk	438W x 550D x 635H	£188.00
24P2957	4 Drawer Mobile Under Desk	438W x 550D x 635H	£188.00
24P2958	2 Drawer Desk High 800	438W x 800D x 740H	£208.25
24P2959	3 Drawer Desk High 800	438W x 800D x 740H	£208.25
24P2960	4 Drawer Desk High 800	438W x 800D x 740H	£208.25

- Suspension files hook front to back in the filing drawers
- Plan and design service available
- *NEW Dijon Walnut available from September 2024

Top colours:



5 Wall Mounted Pigeonhole Units

The pigeonhole units are manufactured from 18mm MDF with an 8mm backboard. The adjustable, clear acrylic shelves are 3mm thick and come complete with name strips. Units also come with metal adjustable hanging brackets, but fixings are not provided.

CODE	COLUMNS	DESCRIPTION	SIZE IN MM	PRICE
24PH2961	2	6 Hole	738W x 285D x 360H	£231.50
24PH2962	2	8 Hole	738W x 285D x 460H	£257.25
24PH2963	2	10 Hole	738W x 285D x 560H	£290.75
24PH2964	3	9 Hole	1096W x 285D x 360H	£295.95
24PH2965	3	12 Hole	1096W x 285D x 460H	£329.50
24PH2966	3	15 Hole	1096W x 285D x 560H	£386.50



Colour options:



5 Floor Standing Pigeonhole Units

The pigeonhole units are manufactured from 18mm MDF with an 8mm backboard. The adjustable, clear acrylic shelves are 3mm thick and come complete with name strips.

CODE	COLUMNS	DESCRIPTION	SIZE IN MM	PRICE
24PH2967	2	24 Hole	558W x 375D x 1320H	£502.75
24PH2968	3	36 Hole	826W x 375D x 1320H	£644.95
24PH2969	4	48 Hole	1094W x 375D x 1320H	£799.95
24PH2970	5	60 Hole	1362W x 375D x 1320H	£942.00



Colour options:



5 Floor Standing Pigeonhole Cupboards

The pigeonhole units are manufactured from 18mm MDF with an 8mm backboard. The adjustable, clear acrylic shelves are 3mm thick and come complete with name strips. The cupboard comes with one adjustable shelf.

CODE	COLUMNS	DESCRIPTION	SIZE IN MM	PRICE
24PH2971	3	18 Hole	826W x 375D x 1320H	£644.95
24PH2972	4	24 Hole	1094W x 375D x 1320H	£799.95
24PH2973	3	36 Hole	826W x 375D x 1930H	£954.95
24PH2974	4	48 Hole	1094W x 375D x 1930H	£1187.50
24PH2975	5	60 Hole	1362W x 375D x 1930H	£1355.50

- Lockable options available, price on request



Colour options:



1 Tabletop Folding Lectern



A traditional looking desktop lectern with a large sloping shelf and paper ledge. The shelf and two hinged side panels fold flat to aid portability and storage. Finished in Maple effect MFC with tough ABS edging.

CODE	DESCRIPTION	SIZE IN MM	PRICE
24LCT2976	Tabletop Lectern	620W x 465D x 550H	£221.50

- **Folded Dimensions: 620W x 210D x 550H**
- **Supplied fully assembled**

Colour option:



Maple

1 Panel Front Lectern




A mobile lectern solution, available in a choice of four colour finishes as shown below, complemented by a Dark Grey steel frame. It features an angled upper shelf with steel bookrest, and a lower accessory shelf. The lectern has 4 castors, 2 of which are locking.

CODE	DESCRIPTION	SIZE IN MM	PRICE
24LCT2977	Panel Front Lectern	600W x 450D x 1200H	£220.75

- **Supplied flat-packed for simple self assembly**
- **This lectern cannot be leaned on**

Colour options:



White Grey Black Beech

1 Folding Lectern



An attractive lectern that folds inwards for storage. The angled platform is adjustable to 20° and 40° to suit a laptop/tablet or paper notes and cable management is provided through to ground level.

CODE	DESCRIPTION	SIZE IN MM	PRICE
24LCT2978	Folding Lectern	620W x 465D x 1280H	£383.95

- **Folded Dimensions: 620W x 210D x 1280H**
- **Supplied fully assembled**

Colour options:



Black Maple Beech

1 Pedestal Lectern

A traditionally designed Pedestal Lectern, available in either a smart Black Ash, or Maple finish. This lectern features a small storage shelf, and a sloping shelf with ledge, to aid presentation.

CODE	DESCRIPTION	SIZE IN MM	PRICE
24LCT2979	Pedestal Lectern	600W x 400D x 1236H	£226.00

- Supplied fully assembled

Colour options:



1 Curve Lectern

An attractive, contemporary design lectern, to add flair to your presentation. Supplied with a small storage shelf, and larger sloping shelf with ledge, to aid presentations.

CODE	DESCRIPTION	SIZE IN MM	PRICE
24LCT2980	Curve Lectern	600W x 406D x 1256H	£243.75

- Supplied fully assembled

Colour options:




1 Secure Lectern

The Secure Lectern is designed with an integral locking compartment, complete with 2 keys. Inside is finished with a height adjustable and removeable shelf.

CODE	DESCRIPTION	SIZE IN MM	PRICE
24LCT2981	Secure Lectern	620W x 543D x 1235H	£316.75

- Supplied fully assembled

Colour options:



1 Crystal Wall Boards



The Crystal Wall display boards are a professional and modern way to present staff, class or team information to visitors. The picture pockets are easy to use and information can be changed as required. The board is made from 6mm, virtually shatterproof PETG.

CODE	DESCRIPTION	SIZE IN MM	PRICE
24BD2982	9 Pockets	320W x 30D x 386H	£148.50
24BD2983	20 Pockets	415W x 30D x 620H	£188.75
24BD2984	20 Large Pockets	539W x 30D x 870H	£227.50
24BD2985	35 Pockets	720W x 30D x 620H	£246.95
24BD2986	Nameplate	350W x 30D x 80H	£30.00


- Standard pockets measure 60W x 82H
- Large pockets measure 90W x 132H
- Chrome stand off fixings supplied.

10 Laptop Tables



Ideal for flexible working, whether joining a group on a sofa or pulling a chair up to a join someone at a desk, these laptop tables are ideal for a variety of environments. Made with 25mm MFC tops in a choice of top and frame colours.


CODE	DESCRIPTION	SIZE IN MM	PRICE
24T2987	Brava Table	404W x 246D x 640H	£213.25
24T2988	Wedge Table	404W x 246D x 640H	£304.00



Top colours:



Frame colours:



1 Hat & Coat Stands



The Cluster comes with a steel stand with polypropylene coat pegs, umbrella rings and bag hooks. The Classic comes with a Silver stand, wooden knobs, 5 coat pegs, bag hooks and an integral umbrella holder. The Revolving has a Chrome finish, a revolving head with 5 coat pegs, 5 hooks and an integral umbrella holder.

CODE	DESCRIPTION	SIZE IN MM	PRICE
24ACC2989	Cluster	410D x 1645H	£93.95
24ACC2990	Classic	380D x 1760H	£116.25
24ACC2991	Revolving	380D x 1849H	£161.25

1 Maplo Free Standing Showcases

The Maplo display showcases are available either fully glazed or with a lockable cupboard at the base. They are heavy duty with aluminium framing and toughened safety glass. Available with the option of 3 LED downlights. All units are made to order and delivered fully assembled.

CODE	DESCRIPTION	SIZE IN MM	PRICE
24DS2992	Fully Glazed	500W x 500D x 1932H	£1466.75
24DS2993	Fully Glazed with 3 downlights	500W x 500D x 1932H	£1546.75
24DS2994	Fully Glazed	1000W x 450D x 1932H	£2000.00
24DS2995	Fully Glazed with 3 downlights	1000W x 450D x 1932H	£2455.75
24DS2996	With Cupboard	500W x 500D x 1932H	£1533.50
24DS2997	With Cupboard and 3 downlights	500W x 500D x 1932H	£1744.50
24DS2998	With Cupboard	1000W x 450D x 1932H	£1977.95
24DS2999	With Cupboard and 3 downlights	1000W x 450D x 1932H	£2280.00

- 500W units are supplied with 4 castors, 2 locking
- 1000W units are supplied with 5 castors, 3 locking



10 Premium Wall Mounted Showcases

The Premium wall mounted trophy showcases have a curved design which features a gloss white centre panel with anodised aluminium sides. The trophy showcase with lights comes with 6 LED spotlights, 3 on either side of the unit. Both options are lockable.

CODE	DESCRIPTION	SIZE IN MM	PRICE
24DS3000	Trophy Showcase	1200W x 250D x 1000H	£1009.50
24DS3001	Trophy Showcase with Lights	1200W x 250D x 1000H	£1222.75




10 Premium Free Standing Showcases

The Premium floor standing trophy showcases have a curved design which features a gloss white centre panel with anodised aluminium sides. The trophy showcase with lights comes with LED spotlights. The floor standing unit can be personalised to feature the name and/or logo of your school. All options are lockable.

CODE	DESCRIPTION	SIZE IN MM	PRICE
24DS3002	Floor Standing	1200W x 250D x 2000H	£1405.50
24DS3003	Floor Standing with Lights	1200W x 250D x 2000H	£1612.00
24DS3004	Floor Standing with Graphics	1200W x 250D x 2000H	£1624.00
24DS3005	Floor Standing with Lights & Graphics	1200W x 250D x 2000H	£1832.00



1 Footrests



Arsena

Marysa

The Arsena footrest is made from Black ABS, comes with 2 height adjustable settings and six tilt angle options.

The Marysa is also made from Black ABS with a non-slip rubber mat. It comes with 4 height adjustable settings and 4 tilt angle options.

CODE	DESCRIPTION	DIMENSIONS	PRICE 2+
24ACC3006	Arsena Footrest	450W x 353D	£95.75
24ACC3007	Marysa Footrest	370W x 250D	£99.95

1 Plastic Kick Step GS Approved




Constructed from tough and durable plastic, this kick step is lightweight and incorporates a non-slip platform. Mounted on 3 retractable polypropylene castors it will not slide, roll or tip over. Approved to the recognised European GS standard.

CODE	DIMENSIONS	PRICE	PRICE 3+
24ACC3008	440D x 450H	£43.95	£40.25

- Load capacity 150kg
- Loaded Height 445mm
- Top diameter 300mm

Colour options:



1 Steel Kick Step GS Approved



This steel kick step is lightweight and incorporates a non-slip platform. Mounted on 3 retractable polypropylene castors it will not slide, roll or tip over. Approved to the recognised European GS standard.

CODE	DIMENSIONS	PRICE	PRICE 3+
24ACC3009	435D x 435H	£46.70	£42.95

- Load capacity 150kg
- Loaded Height 430mm
- Top diameter 290mm

Colour options:





DORMITORY FURNITURE

Bookcases	250
Bedside Cabinets	250
Drawer Units	250
Dressing Tables	251
Wardrobes	251
Storage Beds	252

10 Wall Mountable Bookcases



The wall mountable bookcases come with an 18mm carcass, 2mm PVC edging and one 25mm fixed shelf.

CODE	DESCRIPTION	SIZE IN MM	PRICE
24DF3010	1 fixed shelf	800W x 330D x 600H	£113.75
24DF3011	1 fixed shelf	1000W x 330D x 600H	£133.25

- Wall fixings/screws/mounts are not provided
- *NEW Dijon Walnut available from September 2024

Top colours:



10 Bedside Cabinets



The bedside cabinets come with an 18mm carcass and a 25mm top with a PVC edge. They have rounded corners for safety and stainless steel effect handles.

CODE	DESCRIPTION	SIZE IN MM	PRICE
24DF3012	1 Drawer/Open	438W x 560D x 648H	£165.50
24DF3013	1 Drawer/1 Door	438W x 560D x 648H	£206.95
24DF3014	3 Drawers	438W x 560D x 648H	£223.50

- Bedside Cabinets are non-locking as standard
- Locks available if required, price on request
- *NEW Dijon Walnut available from September 2024

Top colours:



10 Chest Of Drawers



The chest of drawers come with an 18mm carcass and a 25mm top with a PVC edge. They have rounded corners for safety and stainless steel effect handles.

CODE	DESCRIPTION	SIZE IN MM	PRICE
24DF3015	3 Drawers	800W x 595D x 725H	£261.95
24DF3016	4 Drawers	800W x 595D x 950H	£321.75
24DF3017	5 Drawers	800W x 595D x 1179H	£380.50

- Chest of Drawers are non-locking as standard
- Locks available if required, price on request
- *NEW Dijon Walnut available from September 2024

Top colours:



10 Dressing Tables

The single or double drawer dressing tables come with an 18mm carcass and a 25mm top with a PVC edge. They have rounded corners for safety and stainless steel effect handles.

CODE	DESCRIPTION	SIZE IN MM	PRICE
24DF3018	Single	1200W x 595D x 725H	£285.75
24DF3019	Double	1600W x 595D x 725H	£489.50

- Dressing Tables are non-locking as standard
- Locks available if required, price on request
- *NEW Dijon Walnut available from September 2024



Top colours:



10 Wardrobes

The wardrobes are manufactured with an 18mm carcass, 2mm PVC edging and a 25mm top and shelves. They come with a hanging rail and a top and bottom shelf inside.

CODE	DESCRIPTION	SIZE IN MM	PRICE
24DF3020	Single Door	439W x 600D x 1850H	£285.25
24DF3021	Double Door	800W x 600D x 1850H	£384.95

- Wardrobes are non-locking as standard
- Single wardrobes come left hand hinged as standard
- Locks available if required, price on request
- *NEW Dijon Walnut available from September 2024



Top colours:



10 Gents Wardrobes

The Gents wardrobes are manufactured with an 18mm carcass, 2mm PVC edging and a 25mm top and shelves. They come with a hanging rail and top shelf inside and 2 drawers at the bottom of the unit.

CODE	DESCRIPTION	SIZE IN MM	PRICE
24DF3022	Single Door	439W x 600D x 1850H	£344.50
24DF3023	Double Door	800W x 600D x 1850H	£459.95

- Wardrobes are non-locking as standard
- Single wardrobes come left hand hinged as standard
- Locks available if required, price on request
- *NEW Dijon Walnut available from September 2024



Top colours:



10 Budget Beds



The budget student beds come with an 18mm MFC carcass with 2mm PVC edging and include a headboard.

CODE	DESCRIPTION	SIZE IN MM	PRICE
24DF3024	Single (3ft)	1946L x 968D x 960H	£328.00
24DF3025	3/4 (4ft)	1946L x 1278D x 960H	£395.50
24DF3026	Double (4ft6)	1946L x 1428D x 960H	£435.25

- Will accept UK standard size mattresses
- Mattress base height: 400mm
- *NEW Dijon Walnut available from September 2024

Top colours:



10 Storage Beds




The student storage beds come with an 18mm MFC carcass with 2mm PVC edging. The beds include a headboard and storage compartments on both sides of the bed.

CODE	DESCRIPTION	SIZE IN MM	PRICE
24DF3027	Single (3ft)	1946L x 968D x 960H	£374.25
24DF3028	3/4 (4ft)	1946L x 1278D x 960H	£440.95
24DF3029	Double (4ft6)	1946L x 1428D x 960H	£481.50

- Comes with 4 storage compartments
- Will accept UK standard size mattresses
- Mattress base height: 400mm
- *NEW Dijon Walnut available from September 2024

Top colours:



10 Premium Beds



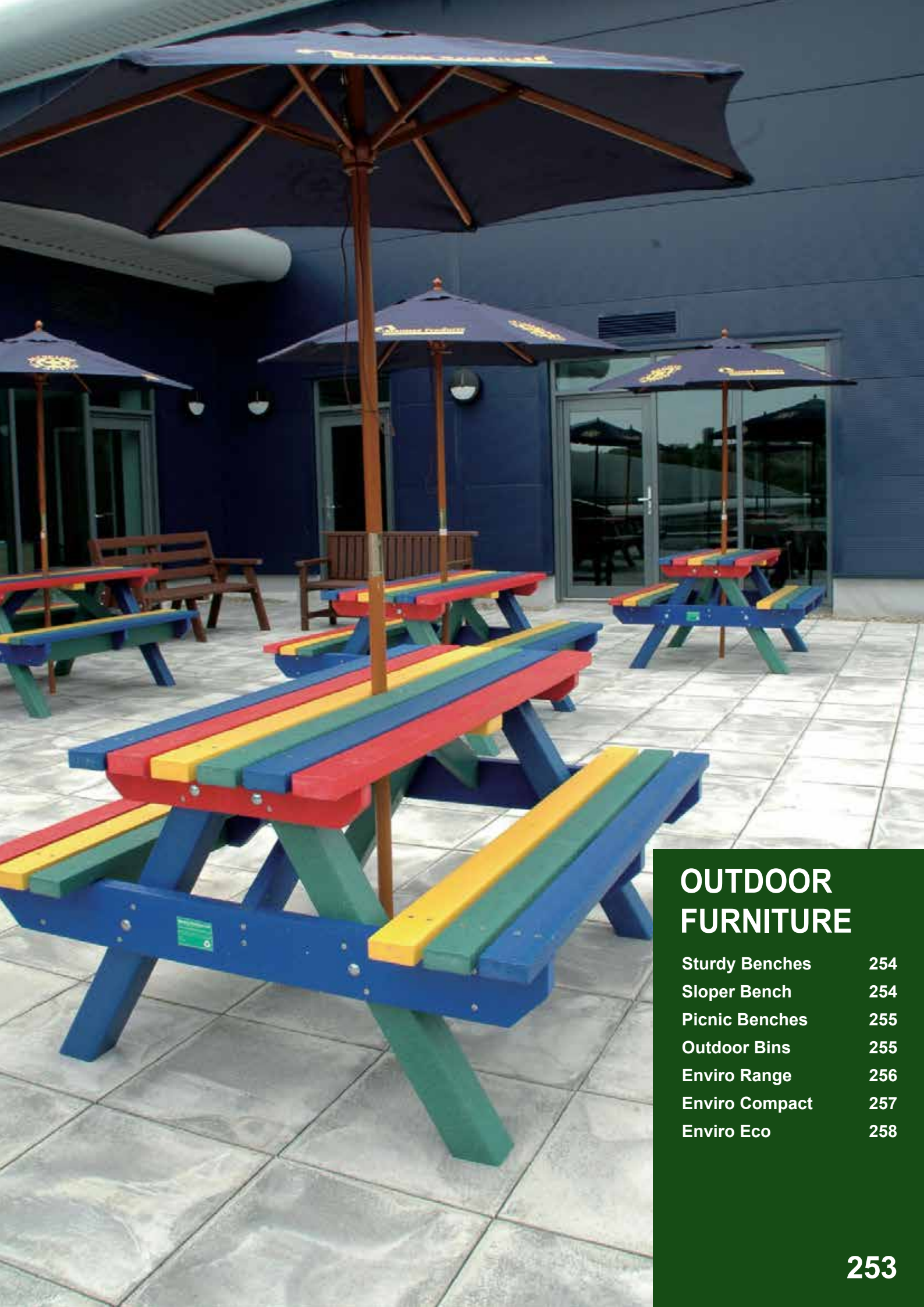
The premium student beds come with an 18mm MFC carcass with 2mm PVC edging. The beds include a cupboard headboard, wall protector and 3 under bed drawers on 40kg ball bearing runners with scalloped handles.

CODE	DESCRIPTION	SIZE IN MM	PRICE
24DF3030	Single (3ft)	2354L x 968D x 960H	£936.25
24DF3031	3/4 (4ft)	2354L x 1273D x 960H	£972.75
24DF3032	Double (4ft6)	2354L x 1425D x 960H	£992.95

- Comes with 3 storage drawers
- Will accept UK standard size mattresses
- Mattress base height: 400mm
- *NEW Dijon Walnut available from September 2024

Top colours:





OUTDOOR FURNITURE

Sturdy Benches	254
Sloper Bench	254
Picnic Benches	255
Outdoor Bins	255
Enviro Range	256
Enviro Compact	257
Enviro Eco	258

10 Sturdy Bench



**JUNIOR - AGE 4 to 7
ADULT - AGE 7+**

PALLET DELIVERY CHARGES WILL APPLY

A versatile basic form of seating with many uses, the benches come with ground fixing plates as standard, for concrete fixing only. Grass fixing extendable legs can be provided at an additional cost.

CODE	DESCRIPTION	SIZE IN MM	SEAT HEIGHT	PRICE
24OD3033	Adult Standard	1500L x 300W x 490H	490mm	£158.25
24OD3034	Junior Standard	1500L x 300W x 305H	305mm	£146.95
24OD3035	Adult Premium	1500L x 300W x 490H	490mm	£181.00
24OD3036	Junior Premium	1500L x 300W x 305H	305mm	£158.25

- Adult Benches weigh 18.5kg
- Junior Benches weigh 15kg
- PALLET DELIVERY CHARGES WILL APPLY

Standard colours:



Premium colours:



10 Sloper Bench



**JUNIOR - AGE 4 to 7
ADULT - AGE 7+**


PALLET DELIVERY CHARGES WILL APPLY

The recycled plastic Sloper 3 Seater bench is a practical option for school play areas. The sloped back and arm-rests provide comfort and is a great place for children to interact with friends. These benches are manufactured from 100% HDPE recycled plastic which does not rot, corrode or splinter, is maintenance free and the colours do not fade in the sun.

CODE	DESCRIPTION	SIZE IN MM	SEAT HEIGHT	PRICE
24OD3037	Adult Standard	1630L x 660W x 890H	430mm	£283.75
24OD3038	Junior Standard	1610L x 550W x 630H	305mm	£249.50
24OD3039	Adult Premium	1630L x 660W x 890H	430mm	£306.50
24OD3040	Junior Premium	1610L x 550W x 630H	305mm	£272.25

- Adult Benches weigh 47.5kg
- Junior Benches weigh 22.5kg
- PALLET DELIVERY CHARGES WILL APPLY

Standard colours:



Premium colours:



10 Heavy Duty Picnic Bench



**JUNIOR - AGE 4 to 7
ADULT - AGE 7+**

PALLET DELIVERY CHARGES WILL APPLY

The heavy duty picnic bench is made from robust and solid recycled plastic with an attractive finish. The surface is easy to clean and dries quickly making it ideal for outdoor use and maintains its appearance throughout the year in the harshest of environments. The plastic and fixings are not affected by extreme weather.

CODE	DESCRIPTION	SIZE IN MM	SEAT HEIGHT	PRICE
24OD3041	Adult Standard	1500L x 1300W x 780H	490mm	£397.50
24OD3042	Junior Standard	1200L x 1100W x 610H	360mm	£340.50
24OD3043	Adult Premium	1500L x 1300W x 780H	490mm	£443.25
24OD3044	Junior Premium	1200L x 1100W x 610H	360mm	£386.25

- Adult Benches weigh 95.5kg
- Junior Benches weigh 48.5kg
- PALLET DELIVERY CHARGES WILL APPLY

Standard colours:



Premium colours:



10 Olympic Picnic Bench

PALLET DELIVERY CHARGES WILL APPLY

The Olympic picnic bench is designed for easy access by those wishing to sit on the benches or to push a wheelchair up to the table.



CODE	DESCRIPTION	SIZE IN MM	SEAT HEIGHT	PRICE
24OD3045	Adult Standard	2100L x 2100W x 700H	490mm	£569.75
24OD3046	Junior Standard	2100L x 2100W x 630H	305mm	£512.75
24OD3047	Adult Premium	2100L x 2100W x 700H	490mm	£626.75
24OD3048	Junior Premium	2100L x 2100W x 630H	305mm	£569.75

- Adult Benches weigh 120kg
- Junior Benches weigh 100kg
- PALLET DELIVERY CHARGES WILL APPLY

Standard colours:



Premium colours:



JUNIOR - AGE 4 to 7
ADULT - AGE 7+

10 Octobrunch Picnic Bench

PALLET DELIVERY CHARGES WILL APPLY

The Octobrunch picnic bench is designed for easy access by those wishing to sit on the benches or to push a wheelchair up to the table.



CODE	DESCRIPTION	SIZE IN MM	SEAT HEIGHT	PRICE
24OD3049	Adult Standard	2100L x 2100W x 700H	490mm	£603.95
24OD3050	Junior Standard	1900L x 1900W x 630H	305mm	£546.95
24OD3051	Adult Premium	2100L x 2100W x 700H	490mm	£660.95
24OD3052	Junior Premium	1900L x 1900W x 630H	305mm	£603.95

- Adult Benches weigh 170kg
- Junior Benches weigh 140kg
- PALLET DELIVERY CHARGES WILL APPLY

Standard colours:



Premium colours:



JUNIOR - AGE 4 to 7
ADULT - AGE 7+

10 Bins

PALLET DELIVERY CHARGES WILL APPLY

These bins are suitable for internal and external use. Simply twist the lid off for easy access to a plastic liner. Ideal for medium volume waste recycling.

CODE	DESCRIPTION	SIZE IN MM	CAPACITY	PRICE
24OD3053	Henrietta Hippo - Pink	700W x 1100H	70L	£341.95
24OD3054	Henry Hippo - Blue	700W x 1100H	70L	£341.95
24OD3055	Frog Bin	440W x 810H	75L	£206.50
24OD3056	Dolphin Bin	440W x 810H	55L	£197.50
24OD3057	Penguin Bin	440W x 810H	55L	£197.50

- Hippo bins come with a plastic liner and anchor plate
- All other bins come with a plastic liner and recycling label
- PALLET DELIVERY CHARGES WILL APPLY



5 Enviro Square Outdoor Tables



The Enviro outdoor tables are manufactured from synthetic wood made from recycled materials. The mahogany table top looks and feels like wood but will not deteriorate like wood.

CODE	SIZE IN MM	WEIGHT	PRICE 1-4	PRICE 5+
24OD3058	790L x 790W	13.00kg	£170.15	£159.55
24OD3059	900L x 900W	15.00kg	£237.00	£222.20
24OD3060	1250L x 1250W	27.00kg	£397.15	£372.35

- See height chart below for available table heights
- Anodised Silver frame as standard
- Delivered flat-packed for simple assembly using an allen key

 **MADE IN THE UK**

5 Enviro Rectangular Outdoor Tables



The Enviro outdoor tables are manufactured from synthetic wood made from recycled materials. The mahogany table top looks and feels like wood but will not deteriorate like wood.

CODE	SIZE IN MM	WEIGHT	PRICE 1-4	PRICE 5+
24OD3061	1250L x 900W	18.75kg	£317.70	£297.90
24OD3062	1800L x 900W	27.00kg	£397.15	£372.35

- See height chart below for available table heights
- Anodised Silver frame as standard
- Delivered flat-packed for simple assembly using an allen key



5 Enviro Outdoor Benches



SIZE	TABLE HEIGHT	BENCH HEIGHT
1	460mm	260mm
2	530mm	310mm
3	590mm	350mm
4	640mm	380mm
5	710mm	430mm
6	760mm	460mm

Matching benches are available in the Enviro outdoor range. Easily assembled by connecting the bench legs to the frame using a simple allen key.

CODE	SIZE IN MM	WEIGHT	PRICE 1-4	PRICE 5+
24OD3063	590L x 330W	6.00kg	£91.15	£85.45
24OD3064	700L x 330W	7.00kg	£103.30	£96.85
24OD3065	1050L x 330W	8.50kg	£145.60	£136.55
24OD3066	1600L x 330W	13.00kg	£172.10	£161.35

- See height chart below for available bench heights
- Anodised Silver frame as standard
- Delivered flat-packed for simple assembly using an allen key

5 Enviro Compact Square Tables


The Enviro Compact tables are suitable for indoor and outdoor use and are hardwearing and maintenance free. They come with a choice of slatted or solid tops made from strong, durable compact laminate in a range of 4 colours.

CODE	DESCRIPTION	SIZE IN MM	WEIGHT	PRICE 1-4	PRICE 5+
24OD3067	Slatted Top	600W x 600D	10.50kg	£173.60	£162.80
24OD3068	Solid Top	600W x 600D	11.00kg	£173.60	£162.80

- See height chart on page 264 for available bench heights
- Anodised aluminium Silver frame as standard
- Delivered flat-packed for simple assembly using an allen key



Top colours:



MADE IN THE UK

5 Enviro Compact Rectangular Tables


The Enviro Compact tables are suitable for indoor and outdoor use and are hardwearing and maintenance free. They come with a choice of slatted or solid tops made from strong, durable compact laminate in a range of 4 colours.

CODE	DESCRIPTION	SIZE IN MM	WEIGHT	PRICE 1-4	PRICE 5+
24OD3069	Slatted Top	1000W x 600D	14.00kg	£208.35	£195.35
24OD3070	Slatted Top	1500W x 600D	20.00kg	£283.55	£265.90
24OD3071	Solid Top	1000W x 600D	14.50kg	£208.35	£195.35
24OD3072	Solid Top	1500W x 600D	20.50kg	£283.55	£265.90

- See height chart on page 264 for available bench heights
- Anodised aluminium Silver frame as standard
- Delivered flat-packed for simple assembly using an allen key



Top colours:



5 Enviro Compact Benches


The Enviro Compact benches complement the range of rectangular tables and are also available with a slatted or solid top in a range of 4 colours.

CODE	DESCRIPTION	SIZE IN MM	WEIGHT	PRICE 1-4	PRICE 5+
24OD3073	Slatted Top	1000W x 300D	8.50kg	£150.45	£141.10
24OD3074	Slatted Top	1500W x 300D	9.00kg	£173.60	£162.80
24OD3075	Solid Top	1000W x 300D	11.60kg	£150.45	£141.10
24OD3076	Solid Top	1500W x 300D	12.10kg	£173.60	£162.80

- See height chart on page 264 for available bench heights
- Anodised aluminium Silver frame as standard
- Delivered flat-packed for simple assembly using an allen key



Top colours:



5 Enviro Eco Tables



This eco-friendly outdoor furniture features a smart black slatted top and an anodised aluminium frame. Using synthetic wood, produced from recycled materials and recyclable aluminium, this is a great product for the environmentally conscious. Hard-wearing, durable and maintenance-free, the table can be left outside all year round, it will not show any signs of deterioration and will keep looking good for years.

CODE	DESCRIPTION	SIZE IN MM	PRICE 1-4	PRICE 5+
24OD3077	Square Table	675L x 675W	£150.00	£140.75
24OD3078	Square Table	790L x 790W	£175.00	£164.25
24OD3079	Square Table	900L x 900W	£220.00	£206.25
24OD3080	Rectangular Table	1250L x 675W	£220.00	£206.25
24OD3081	Rectangular Table	1250L x 900W	£260.00	£243.75
24OD3082	Rectangular Table	1500L x 675W	£250.00	£234.50
24OD3083	Rectangular Table	1500L x 900W	£290.00	£271.95
24OD3084	Rectangular Table	1800L x 675W	£280.00	£262.50
24OD3085	Rectangular Table	1800L x 900W	£335.00	£314.25



- Anodised aluminium Silver frame as standard
- UV and water resistant
- 100% maintenance free
- 100% recyclable
- Delivered flat-packed for simple assembly using an allen key



5 Enviro Eco Benches



Eco friendly benches with all the same specifications and features to match the tables above.

The floor fixing kit will enable you to secure your outdoor Enviro furniture to the ground. Please ensure you advise us that you will be using a fastening kit at the time of ordering your outdoor furniture so that we can drill the special holes required in the table/bench legs on your behalf.

CODE	DESCRIPTION	SIZE IN MM	PRICE 1-4	PRICE 5+
24OD3086	Bench	790L x 330W	£100.00	£93.75
24OD3087	Bench	900L x 330W	£105.00	£98.50
24OD3088	Bench	1250L x 330W	£130.00	£121.95
24OD3089	Bench	1500L x 330W	£145.00	£135.95
24OD3090	Bench	1800L x 330W	£160.00	£150.00

24OD3091	Floor Fixing Kit	Set of 2	£19.75	£18.50
----------	------------------	----------	--------	--------

- Floor fixing kit is applied with the fixings required to secure two legs diagonally and works on both tables and benches



SIZE	TABLE HEIGHT	BENCH HEIGHT
1	460mm	260mm
2	530mm	310mm
3	590mm	350mm
4	640mm	380mm
5	710mm	430mm
6	760mm	460mm

 **MADE IN THE UK**



Camira Advantage: Wine
Page 260




Whilst reasonable care has been taken to re-produce accurate product colours and finishes in this catalogue, the colour and finishes supplied may differ slightly. Please request a fabric swatch card if you are unsure. All products are made to order and re-stocking charges will apply if you are unhappy with your choice.



Camira Phoenix: Solano
Page 260



Camira Rivet: Verdigris
Page 261



Camira Era: Period
Page 262



Camira Citadel: Ralstone
Page 263



Just Colour: UltraViolet
Page 264



Blazer: Aston
Page 265




Lexair Paintbox: Biella
Page 266



Camira Cara: Pitlochry
Page 266

Camira Advantage Fabric

Low Hazard commercial seating fabric, Advantage, offers a combination of enduring aesthetic appeal and high performance durability which means it will look good and last for years. Advantage is a plain weave fabric in a rich assortment of colourways in both plains and mixes.



Camira Phoenix Fabric

Phoenix is a cost-effective simple crêpe weave fabric available in a wide selection of commercial colourways, suitable for task seating.



Camira Rivet Fabric

Rivet is a fixating fabric which not only connects with the modern collaborative workplace, but also forms a bridge between textile traditions and future innovation. Rivet is a lightly textured hopsack which emulates the swathe of suiting in a well-heeled synthetic. Made from 100% REPREVE®, a brand of recycled polyester made from used plastic bottles, Rivet celebrates Camira's 20 years' experience in designing and manufacturing recycled fabrics.




Camira Era Fabric

Era is a subtle, two tone polyester fabric containing stretch in both directions for ease of upholstery. The baby herringbone weave offers an understated contemporary texture while its colouring technique provides close up intrigue. The palette incorporates playful brights and sophisticated muted tones.



Camira Citadel Fabric

A popular classic, Citadel is a hard-wearing synthetic upholstery fabric with a simple plain weave construction that carries a 10 year guarantee. It is available in an appealing range of colours including soft mélangé mixtures and the widely favoured solid shades.



Macflex Fabric

Available on selected ranges shown below



Black Vinyl

Esme, Tresham, Classline, Kirby, Haddon, Fairway, Applause, Encore & Moulton.



Just Colour Fabric

Just Colour is the market leader in upholstery fabrics. It is a Crib 5 vinyl with a soft feel. It is REACH compliant, phthalate free, is anti-microbial and has 1 million martindale rubs. Just Colour is suitable for all seating applications from schools to speed boats, and operating theatres to opera houses. It comes in a range of bright and elegant colours.



Blazer Fabric

Blazer is a classic, pure new wool upholstery fabric with a billiard cloth felted finish. It is made from premium New Zealand lambswool, where responsible farming provides the highest quality raw material which is soft, clean and bright, which is ideal for spinning, weaving and dyeing. The colour palatte is an exciting mix of solids and melanges across the full colour spectrum, creating a versatile fabric suitable for wide-ranging furniture applications.



Lexaire Paintbox Fabric

Lexaire Paintbox vinyl coated fabric meets the high standards required by the IS EN ISO 9002 and BS EN ISO 9002 quality control regulations.



Camira Cara Fabric - Screens Only

Cara is a plain weave panel fabric available in a wide selection of commercial colourways. One of our most popular vertical surface fabrics, Cara is used extensively on desk screens, wallsides and on pin boards. This fabric is largely acoustically transparent and as such is ideal to be used as a decorative facing for sound absorbing boards.



TERMS & CONDITIONS

All orders are accepted on the understanding that the following terms and conditions are adhered to:

1. All prices are subject to VAT at the prevailing rate, on the day of despatch.
2. Whilst every effort has been made to ensure all products and prices in our catalogue are correct, the company reserves the right to change specification and amend prices without prior notification.
3. Please contact us for a quotation to deliver off shore orders or for delivery North of Glasgow and Edinburgh.
4. All deliveries are to ground floor level only and suitable access must be available.
5. Glass products should be checked thoroughly upon receipt and signed for accordingly. (Delivery of glass products to UK mainland only).
6. Faults or damages must be notified in writing , including photographs of the damage within 3 working days of the delivery date, failure to do so will result in any claims thereafter being refused.
7. If Formbase Furniture Ltd. agrees to the cancellation of a Customer's Order prior to delivering the Goods, Formbase Furniture Ltd. may charge up to 100% of the order value (plus VAT at the prevailing rate). The majority of the products in our catalogue are made to order and therefore non-returnable once manufacturing has commenced. Please ensure you check and confirm all aspects of your order in advance.
8. Any goods ordered in error, must be reported within 3 working days of the delivery date. As stated above, most orders are non-returnable. If, however a factory agrees to restock your products they may charge from 40% upwards of the order value and will expect goods to be complete, in the original packaging and in perfect condition. Any returned items will be charged at the expense of the customer. Failure to adhere to this will result in the original sales invoice being upheld.
9. Some assembly will be required, as a precautionary measure, please do not dispose of the packaging until all furniture is fully assembled.
10. Refused deliveries will be subject to a redelivery charge for returning and re-stocking.
11. Titles of all goods remain with Formbase Furniture Ltd. until payments are made in full. We reserve the right to gain access to your property to remove our goods should payment not be received in full.
12. Whilst reasonable care has been taken to re-produce accurate product colours and finishes in this catalogue, the colour and finishes supplied may differ slightly. Please note all dimensions are approximate.
13. Delivery dates given are estimates only and Formbase Furniture Ltd. is not liable for any loss or damage or failure to deliver by the estimated dates. Formbase Furniture Ltd. recommend that the Customer does not dispose of any old furniture until the new replacement Goods have been successfully delivered.

WE OFFER FREE DELIVERY ON ORDERS OVER £350, UNLESS OTHERWISE STATED.

ORDERS BELOW WILL INCUR A MINIMUM ORDER CHARGE OF £25. SOME PRODUCTS MAY INCUR AN ADDITIONAL DELIVERY SURCHARGE.

